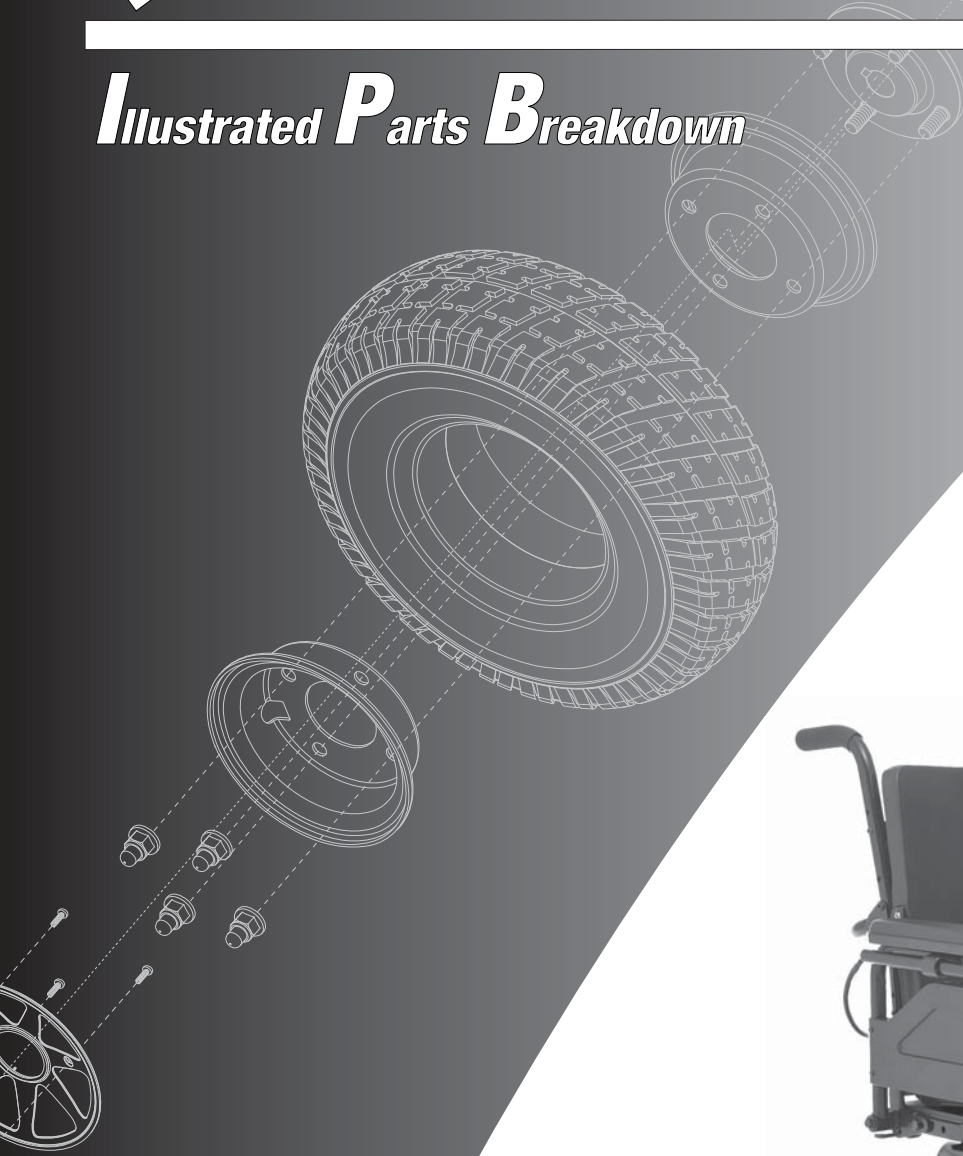


# Quantum® 600/600E/600HS

UK

AGN# 088 609 661

## Illustrated *P*arts *B*reakdown



# **QUANTUM**<sup>®</sup>

---

# **REHAB**

A Division of Pride Mobility Products<sup>®</sup> Corp.

Your new Pride Illustrated Parts Breakdown (IPB) Manual has been compiled from the latest product information available at the time of publication. Pride® Mobility Products reserves the right to make changes and updates to this manual and to the product(s) it represents. Any changes, updates, or improvements to the product(s) may result in slight differences between this manual and the product you purchased.

An IPB is an illustrated parts listing of all product components which have maintenance significance. IPB's utilize "exploded" drawings to detail the individual components for each assembly and an itemized list of reference numbers, part numbers, descriptions, and quantities per assembly. Some parts may be included in an assembly but may not be available for purchase separately. Refer to the parts list to locate the part numbers for assemblies and components for ordering what you need.

To achieve proper identification and relationship of detail parts and next higher assemblies, parts listings are presented in a convenient alphanumeric reference system. Reference numbers for parent assemblies identify one part number that can be used to order all of the components listed within it. Components of an assembly will have the same alpha character as its parent assembly.

- For example, the parent assembly part number using reference number of A1 — A4 is the only number you need to place an order for parts with references of A1, A2, A3, and A4. Instead of ordering 4 separate parts, use the parent assembly part number to get the complete assembly.

Master assembly part numbers have reference numbers that include several subassemblies. By ordering parts using master assembly part numbers, you can save a lot of time and reduce the chance for error.

- For example, A1 — G10, a master assembly reference number, includes all components of assemblies A, B, C, D, E, F, and G. Use caution when ordering assemblies. Check to see if a master assembly part number exists for the components that you need. If an entire master assembly is not needed, then the individual assembly part number (i.e. for reference number G1 — G10) will be sufficient to use for ordering.

Asterisks (\*) and NOTES are used throughout this service manual to point out important information regarding assembly structure and contents.

- For example, in some illustrations, only the left OR right side is shown. In other drawings, only the front OR back is depicted. The part numbers for ALL components are listed. An asterisk will also be used to indicate which components are not illustrated. Illustrated items without callouts are shown for assembly purposes.

Updates to the contents of this IPB will be made on a regular basis. Providers may retrieve updates immediately upon their release by going to the Pride Service Website. The web address is [www.prideservice.com](http://www.prideservice.com). We welcome any questions or comments regarding the new Pride IPB Manual that you may have.

Thank you for choosing products from Pride® Mobility Products.

**SECTION I.**

Main Frame Assembly ..... 6

**SECTION II.**

Anti-tip Assembly  
 Version 2  
     Active Track ..... 8  
     Front Caster ..... 12  
 Version 1  
     Active Track ..... 14  
     Front Caster ..... 18

**SECTION III.**

Articulating Beam Assembly  
     Version 2, Articulating Vent Tray ..... 20  
     Version 2, Standard ..... 22  
     Version 1, Standard ..... 24

**SECTION IV.**

Motor Assembly  
     Glide Without Hub ..... 26  
     Glide With Hub ..... 28

**SECTION V.**

Controller Assembly  
     PG Drives/Dynamic ..... 30  
     Curtis ..... 32

**APPENDIX VI.**

Electronics Tray Assembly  
     VSI ..... 34  
     VSI, Quantum Ready ..... 36  
     Remote Plus ..... 38  
     Remote Plus, Quantum Ready ..... 40  
     Q-Logic ..... 42  
     Q-Logic, Quantum Ready ..... 44  
     Q-Logic, Tilt Thru Toggle ..... 46  
     VR2 ..... 48  
     VR2, Tilt Thru Joystick ..... 50  
     VR2, Tilt Thru Toggle ..... 52  
     VR2, Future Actuator ..... 54  
     NE ..... 56  
     NE, Tilt Thru Toggle ..... 58  
     NE+ ..... 60  
     NE+, Quantum Ready/Tilt Thru Toggle ..... 62

**SECTION VII.**

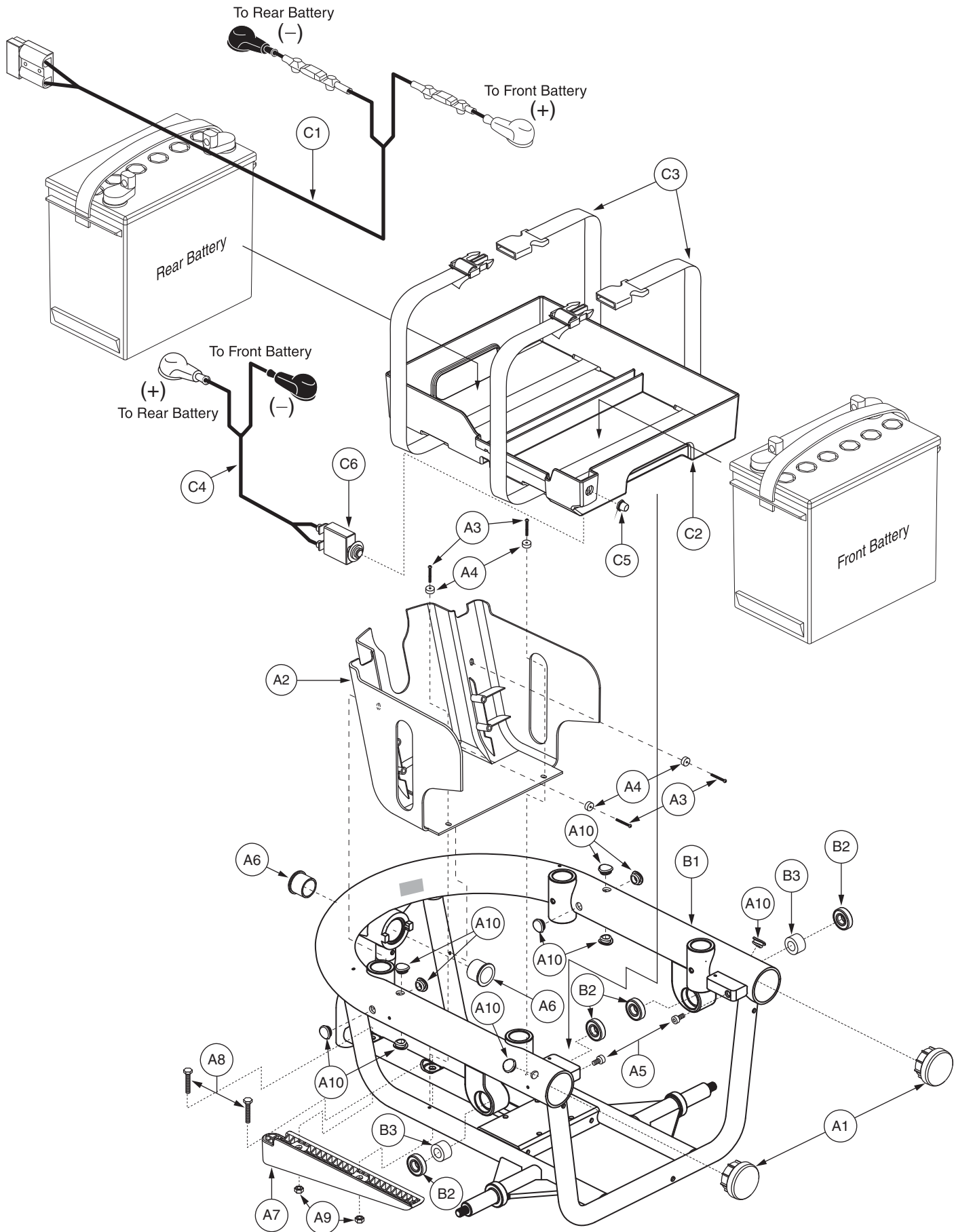
Wheel Assembly  
     Star Rim  
         Pneumatic ..... 64  
         Flat-free ..... 65  
     Silver Spoke  
         Pneumatic ..... 66  
         Flat-free ..... 67

Black Spoke	
Pneumatic .....	68
Flat-free .....	69
<b>SECTION VIII.</b>	
Footrest Assembly	
Standard .....	70
ATX.....	74
Power AFP Battery Access Bracket .....	78
<b>SECTION IX.</b>	
Shroud Assembly	
Slide-on	
Standard .....	80
TRU-Balance Pediatric Tilt.....	92
Twist-lock	
Standard .....	106
TRU-Balance Pediatric Tilt.....	120
<b>SECTION X.</b>	
Seat Tower Assembly	
Contour Seating.....	134
Rehab Seating.....	136
<b>SECTION XI.</b>	
Owner's and Decal Packages.....	138
<b>APPENDIX A.</b>	
Electrical System Diagrams	
Flight.....	139
VSI.....	140
Remote Plus.....	142
Q-Logic.....	144
Q-Logic, Quantum Ready/Tilt Thru Toggle.....	145
VR2.....	146
VR2, Tilt Thru Joystick.....	147
VR2, Tilt Thru Toggle .....	148
VR2, Future Actuator.....	149
NE.....	150
NE, Tilt Thru Toggle .....	151
NE+ .....	152
NE+, Quantum Ready/Tilt Thru Toggle .....	153

(This page intentionally left blank.)

# I. Main Frame Assembly

Generation #2. Retrofits all previous generations.



# I. Main Frame Assembly

REF #	PART #	DESCRIPTION	QTY
<b>A1 - B3</b>	<b>FRMASMB9914</b>	<b>FRAME,ASSY,MAIN W/NOTCHED BELLY PAN,JAZZY600/QUANTUM600</b>	<b>1</b>
A1	DWR1056C017	MAIN TUBE CAP,C-1056-017	2
A2	DWR1056E062	SHROUD,BELLY PAN,NOTCHED,E-1056-062	1
A3	SCRPPH1153	SCREW,PPH,BLACK ZINC,M4-.7 X 20MM	4
A4	DWR1054A011	SPACER,BLACK,NYLON,4MM ID X 12.7MM OD X 8MM TH,A-1054-011	4
A5	SCRSHCS1122	SCREW,SHCS,BLACK ZINC,M8-1.25 X 16MM,GRADE 12.9	2
A6	DWR1056B006	BUSHING,FLANGE,OIL IMPREGNATED BRONZE,25.05MM ID X 30.035MM OD X 20MM TH X 34.535MM FOD X 2.5MM FTH,B-1056-006	2
A7	DWR1056D020	BUMPER,SKID BAR,D-1056-020	1
A8	SCRHHCS1287	SCREW,HHCS,BLACK ZINC,M8-1.25 X 35MM,GRADE 10.9	2
A9	NUTNYLK1011	NUT,NYLOCK,BLACK ZINC,M8-1.25	2
A10	DWR1506B012	COVER,FRAME PLUG,BLACK,TPE,B-1506-012	10
<b>B1 - B3</b>	<b>FRMASMB8021</b>	<b>FRAME,ASSY,MAIN,W/MOTOR MOUNT BEARINGS,JAZZY600</b>	<b>1</b>
B1	DWR1056E076	FRAME,WELDMENT,MAIN,VERSION 2,E-1056-076	1
B2	DWR1101A019	BEARING,BALL,12.0MM ID X 28.0MM OD X 8.0MM TH,A-1101-019,(SKF BEARING: 6001-ZZ DOUBLE SHIELD)	4
B3	BRGSLV1054	BEARING, SLEEVE,ZINC,13MM ID X 23MM OD X 13.5MM TH,B-1056-076	2
<b>C1 - C7</b>	<b>PLSASMB1662</b>	<b>BATTERY,ASSY,TRAY,LARGE,PLASTIC,W/50 AMP CIRCUIT BREAKER,JAZZY600</b>	<b>1</b>
C1	DWR1054H003	ELECTRONIC,HARNESS,BATTERY CABLE, W/125A/32V FUSEABLE LINKS,H-1054-003	1
C2	DWR1056E009	COVER,BATTERY TRAY,E-1056-009	1
C3	ACCSTRP1036	STRAP,BATTERY,BLACK,46"L,THIN BUCKLE	2
C4	DWR1054H001	ELECTRONIC,HARNESS,POSITIVE BATTERY TERMINAL TO CIRCUIT BREAKER JUMPER,H-1054-001	1
C5	INDPART2148	COVER,12 X 1.25T,BREAKER BUTTON, W/NUT	1
C6	ELECBRK1030	ELECTRONIC,CIRCUIT BREAKER,50 AMP,STRAIGHT RING TERMINALS,H-1000-195	1
*C7	PLSTIE1001	TIE WRAP,BLACK,4"	1

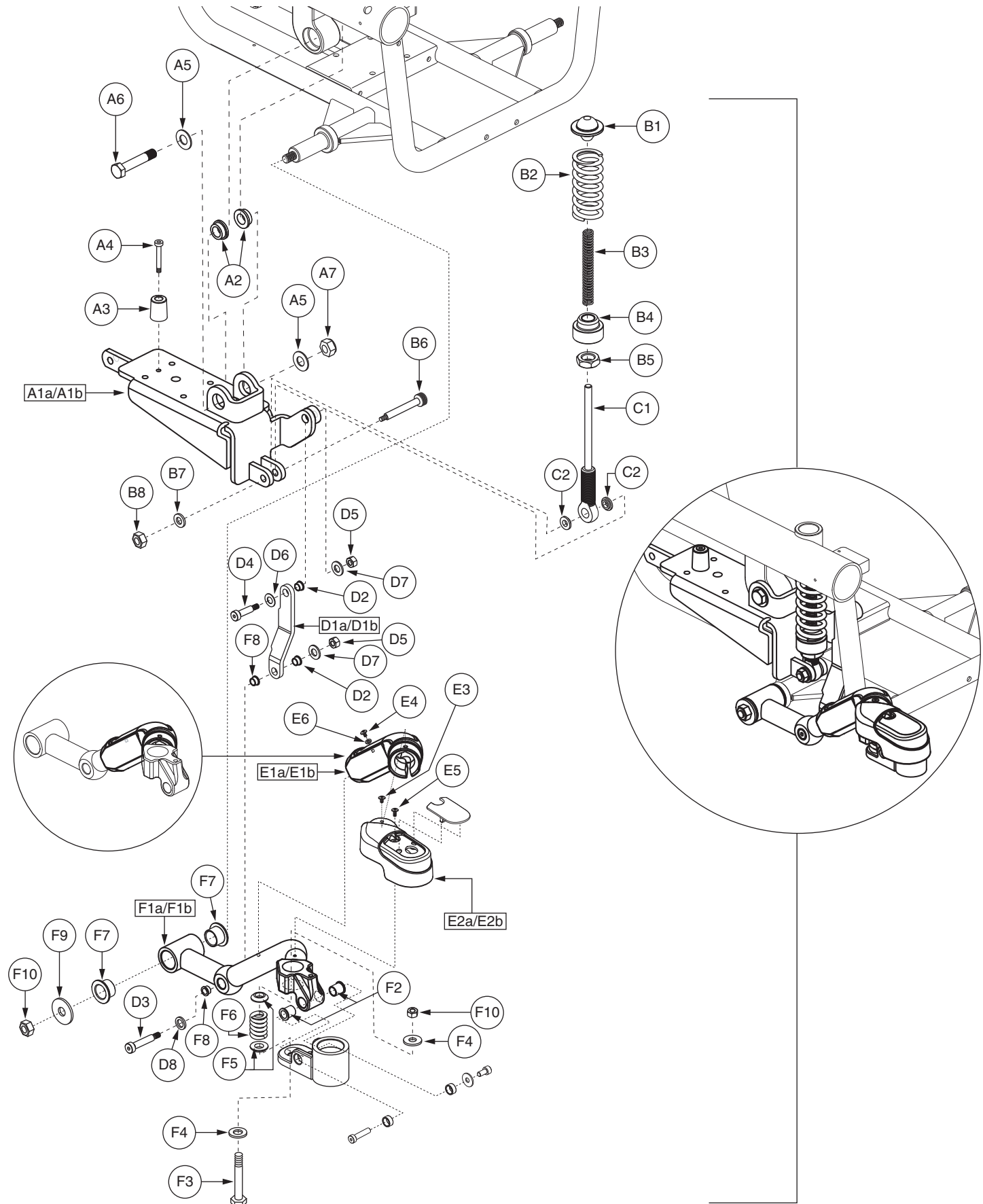
**Notes :**

Generation #2. Retrofits all previous generations.

\*C7 Not shown.

## II. Anti-tip Assembly — Version 2, Active Track

Applicable to Serial Number J5709908001S10 and subsequent.



\*Note: Right side shown.

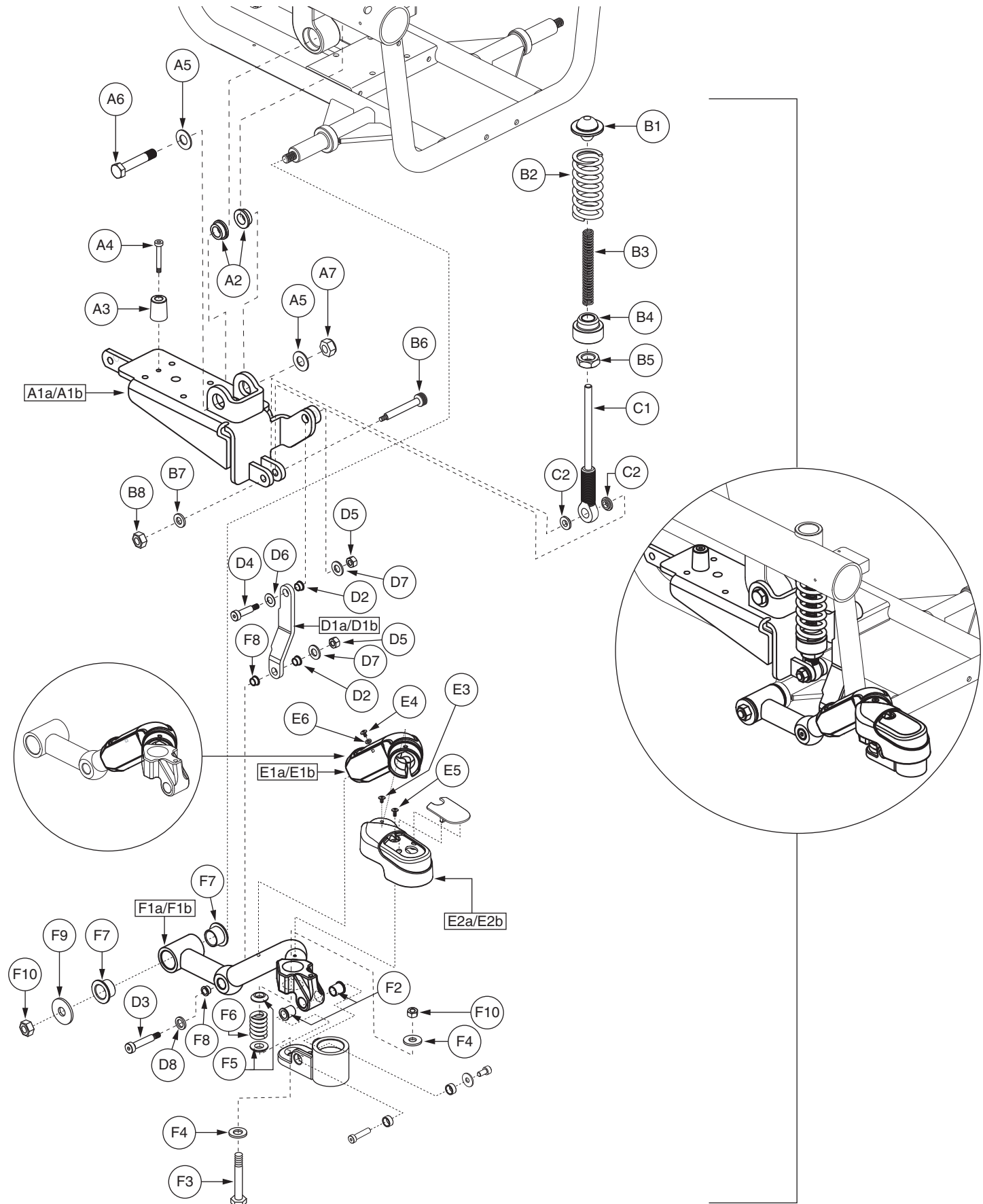
## II. Anti-tip Assembly — Version 2, Active Track

REF #	PART #	DESCRIPTION	QTY
A1a - I1a	FRMASMB12456	CASTER ARM,ASSY,ACTIVE-TRACK,RIGHT,VERSION 2,QUANTUM600	1
A1b - I1b	FRMASMB12457	CASTER ARM,ASSY,ACTIVE-TRACK,LEFT,VERSION 2,QUANTUM600	1
A1a - A7	FRMASMB8024	ANTI-TIP,ASSY,ACTIVE TRACK,W/MOTOR MOUNT,JAZZY600,RIGHT	1
A1b - A7	FRMASMB8025	ANTI-TIP,ASSY,ACTIVE TRACK,W/MOTOR MOUNT,JAZZY600,LEFT	1
A1a	DWR1056E044	ACTIVE TRAC/MOTOR MOUNT BRACKET WELDMENT,RIGHT,E-1056-044	1
A1b	DWR1056E043	ACTIVE TRAC/MOTOR MOUNT BRACKET WELDMENT,LEFT,E-1056-043	1
A2	DWR1056B065	BUSHING,FLANGE,BLACK ZINC,STEEL,12MM ID X 18MM OD X 8.25MM TH X 22MM FOD X 2.75MM FTH,B-1056-065	2
A3	DWR1056B062	BUMPER,BLACK,RUBBER,6.5MM ID X 25MM OD X 32MM TH,SHORE 90 A,B-1056-062	1
A4	SCRSHCS1015	SCREW,SHCS,BLACK ZINC,M6-1.0 X 30MM,GRADE 12.9	1
A5	WASMETR1050	WASHER,FLAT,BLACK ZINC,13MM ID X 24MM OD X 2.5MM TH	2
A6	SCRHHCS1330	SCREW, HHCS,BLACK ZINC,M12-1.75 X 65MM,GRADE 12.9,C-1005-003	1
A7	NUTNYLK1066	NUT,NYLOCK,BLACK ZINC,M12-1.25,GRADE 8,(MTS: 53212007)	1
<b>B1 - C2</b>	<b>FRMASMB8000</b>	<b>STRUT,ASSY,FRONT SUSPENSION,JAZZY600,C-1056-056</b>	<b>1</b>
B1	DWR1056C020	BALL PIVOT,C-1056-020	1
B2	DWR1056B061	SPRING,BLACK,3.00" FL X 1.390" OD X 0.195" WIRE DIA X RATE: 220 LBS/IN,B-1056-061	1
B3	DWR1056B034	SPRING,BLACK,3.25" L X 0.75" OD X 0.060" WIRE DIA X RATE 6.9,B-1056-034	1
B4	DWR1056B060	ADJUSTMENT COLLAR,ACTIVE-TRACK STRUT,B-1056-060	1
B5	NUTJAM1027	NUT,JAM,BLACK ZINC,M16-1.5,A-1005-006	1
B6	BLTASHL1088	BOLT,SHOULDER,8MM X 25MM,GRADE 12.9,C-1056-026	1
B7	WASMETR1033	WASHER,FLAT,BLACK ZINC,6.4MM ID X 12MM OD X 1.6MM TH,METRIC,GB96-6	1
B8	NUTNYLK1019	NUT,NYLOCK,BLACK ZINC,M6-1.0	1
<b>C1 - C2</b>	<b>FRMASMB7098</b>	<b>STRUT,ASSY,ACTIVE TRAC,W/BUSHING,C-1056-032</b>	<b>1</b>
C1	DWR1056C013	STRUT WELDMENT,ACTIVE TRAC,C-1056-013	1
C2	DWR1056B037	BEARING,FLANGE,OIL IMPREGNATED BRONZE,8MM ID X 12MM OD X 6MM TH X 16MM FOD X 2MM FTH,B-1056-037	2
<b>D1a - D8</b>	<b>FRMASMB7990</b>	<b>ANTI-TIP,ASSY,TRANSFER LINK,ACTIVE-TRACK,RIGHT,B-1056-053</b>	<b>1</b>
<b>D1b - D8</b>	<b>FRMASMB7989</b>	<b>ANTI-TIP,ASSY,TRANSFER LINK,ACTIVE-TRACK,LEFT,B-1056-054</b>	<b>1</b>
D1a	DWR1056C046	TRANSFER LINK,ACTIVE-TRACK,RIGHT,C-1056-046	1
D1b	DWR1056C047	TRANSFER LINK,ACTIVE-TRACK,LEFT,C-1056-047	1
D2	BRGFLNG1044	BEARING,FLANGE,BLACK,DELFIN,10MM ID X 13MM OD X 8MM TH X 16MM FOD X 1.50MM FTH,B-1056-046	2
D3	BLTASHL1146	BOLT,SHOULDER,BLACK ZINC,10MM X 30MM,GRADE 12.9,B-1005-014	1
D4	BLTASHL1150	BOLT,SHOULDER,10MM X 25MM,CUSTOM THREAD LENGTH,C-1056-059	1
D5	NUTNYLK1085	NUT,NYLOCK,BLACK ZINC CHROMATE,M8-1.25,GRADE 8	2
D6	WASNYLN1114	WASHER,BLACK,NYLON,10.5MM ID X 20MM OD X 1MM TH,B-1005-027	1
D7	WASMETR1029	WASHER,FLAT,BLACK ZINC,8.4MM ID X 16MM OD X 1.6MM TH,METRIC,GB96-8	2
D8	DWR1005B028	WASHER,BLACK NYLON,10.5MM ID X 16MM OD X 2.2MM TH,B-1005-028	1
<b>E1a - H1a</b>	<b>FRMASMB12454</b>	<b>CASTER ARM,ASSY,ARM,W/CASTER BARREL &amp; WHEEL,ACTIVE-TRACK,FRONT/RIGHT,VERSION 2</b>	<b>1</b>
<b>E1b - H1b</b>	<b>FRMASMB12455</b>	<b>CASTER ARM,ASSY,ARM,W/CASTER BARREL &amp; WHEEL,ACTIVE-TRACK,FRONT/LEFT,VERSION 2</b>	<b>1</b>
E1a	DWR1056E039	COVER,CASTER ARM,FOAM,RIGHT,E-1056-039	1
E1b	DWR1056E040	COVER,CASTER ARM,FOAM,LEFT,E-1056-040	1
E2a	DWR1056E037	COVER,CASTER ARM,PLASTIC,RIGHT,E-1056-037	1
E2b	DWR1056E038	COVER,CASTER ARM,PLASTIC,LEFT,E-1056-038	1
E3	SCRPPH1129	SCREW, PPH,BLACK,M4-.7 X 12MM	1
E4	SCRPPH1036	SCREW,PPH,BLACK ZINC,M4-.7 X 8MM	1

The parts list is continued on the subsequent pages.

## II. Anti-tip Assembly — Version 2, Active Track

Applicable to Serial Number J5709908001S10 and subsequent.



\*Note: Right side shown.

## II. Anti-tip Assembly — Version 2, Active Track

The parts list is continued from the previous pages.

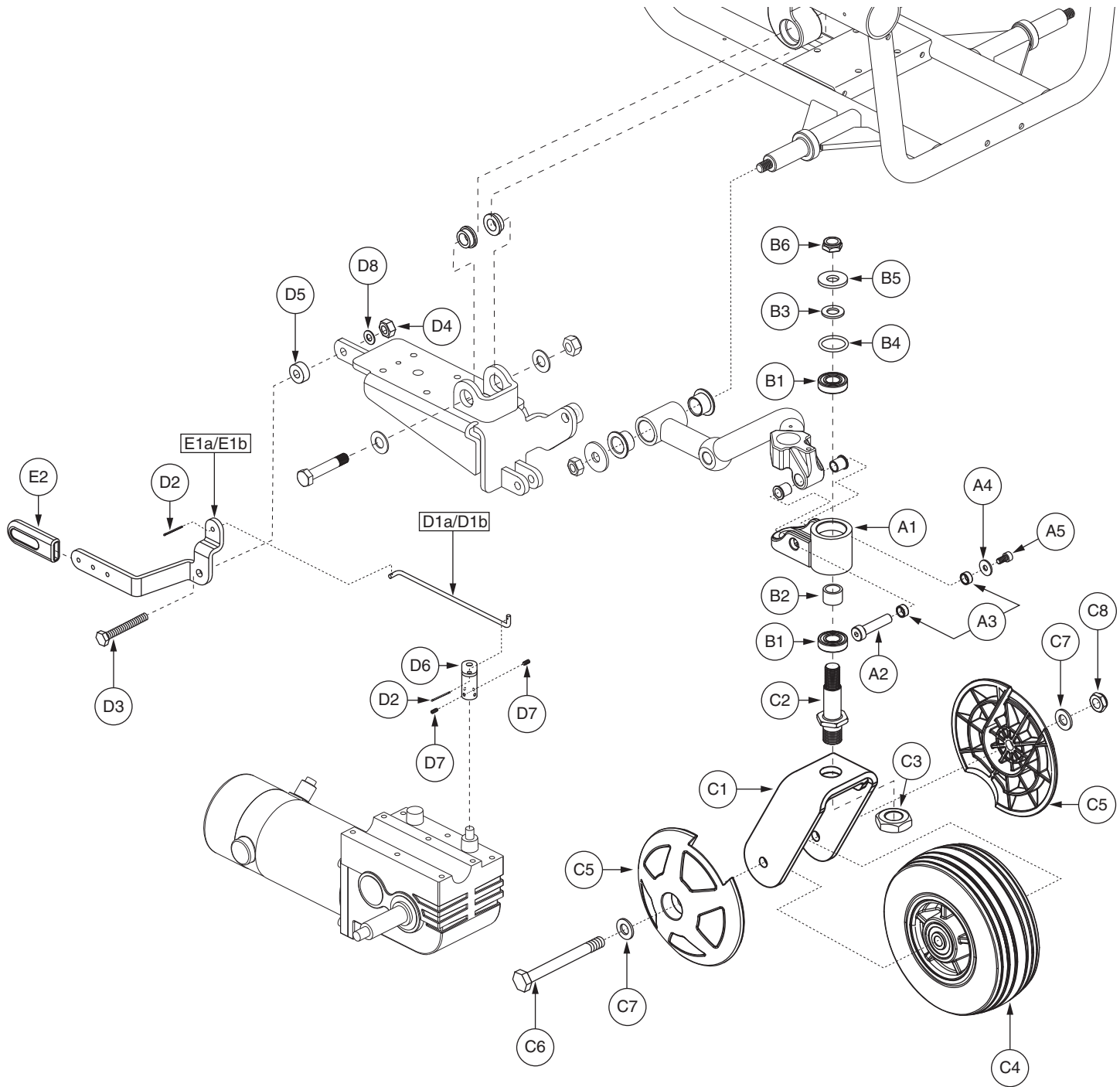
REF #	PART #	DESCRIPTION	QTY
E5	SCRPPH1296	SCREW, PPH,BLACK ZINC,M6-1.0 X 10MM	1
E6	WASMETR1042	WASHER,FLAT,BLACK ZINC,4.3MM ID X 12MM OD X 1MM TH,METRIC,GB96-4	1
<b>F1a - G1a</b>	<b>FRMASMB10492</b>	<b>ANTI-TIP,ASSY,ARM,REINFORCED,W/CASTER BARREL,ACTIVE-TRACK,FRONT/RIGHT,JAZZY/QUANTUM600,D-1056-046</b>	<b>1</b>
<b>F1b - G1b</b>	<b>FRMASMB10491</b>	<b>ANTI-TIP,ASSY,ARM,REINFORCED,W/CASTER BARREL,ACTIVE-TRACK,FRONT/LEFT,JAZZY/QUANTUM600,D-1056-045</b>	<b>1</b>
F1a	DWR1056D021	ANTI-TIP ARM WELDMENT,ACTIVE-TRACK,FRONT/RIGHT,D-1056-021	1
F1b	DWR1056D022	ANTI-TIP ARM WELDMENT,ACTIVE-TRACK,FRONT/LEFT,D-1056-022	1
F2	BRGFLNG1046	BEARING, FLANGE,DELTRIN,10MM ID X 13MM OD X 15MM TH X 16MM FOD X 1.5MM FTH,B-1056-063	2
F3	SCRHHCS1444	SCREW,HHCS,BLACK ZINC,M10-1.5 X 50MM,GRADE 10.9,B-1005-118	1
F4	DWR1056B066	WASHER,FLAT,BLACK ZINC,10.5MM ID X 20MM OD X 3MM TH,B-1056-066	2
F5	DWR1056B049	SPRING PIVOT,MUSHROOM,FRONT,B-1056-049	2
F6	DWR1056B056	SPRING,BLACK,1.00" FL X 0.730" OD X 0.148" WIRE DIA X RATE: 1150 LBS/IN,B-1056-056,(LEE SPRING: LHL-750D-1)	1
F7	BRGFLNG1045	BEARING, FLANGE,DELTRIN,19MM ID X 23MM OD X 16MM TH X 32MM FOD X 2MM FTH,B-1056-050	2
F8	BRGFLNG1044	BEARING,FLANGE,BLACK,DELTRIN,10MM ID X 13MM OD X 8MM TH X 16MM FOD X 1.50MM FTH,B-1056-046	2
F9	WASMETR1043	WASHER,FLAT,BLACK ZINC,10.5MM ID X 30MM OD X 2.5MM TH,METRIC,GB97-10	1
F10	NUTNYLK1073	NUT,NYLOCK,BLACK ZINC,M10-1.5,GRADE 8	2
<b>*G1a</b>	<b>FRMASMB10549</b>	<b>CASTER,ASSY,BARREL,ACTIVE-TRACK,FRONT/RIGHT,JAZZY/QUANTUM600/610,C-1202-007</b>	<b>1</b>
<b>*G1b</b>	<b>FRMASMB10550</b>	<b>CASTER,ASSY,BARREL,ACTIVE-TRACK,FRONT/LEFT,JAZZY/QUANTUM600/610,C-1202-008</b>	<b>1</b>
<b>*H1a</b>	<b>FRMASMB11454</b>	<b>CASTER,ASSY,FLAT FREE,BLACK RIM/GRAY TIRE,5" WHEEL,W/FORK &amp; COVERS,RIGHT,W/RADIUS,D-1202-017</b>	<b>1</b>
<b>*H1b</b>	<b>FRMASMB11455</b>	<b>CASTER,ASSY,FLAT FREE,BLACK RIM/GRAY TIRE,5" WHEEL,W/FORK &amp; COVERS,LEFT,W/RADIUS,D-1202-018</b>	<b>1</b>
<b>*I1a</b>	<b>FRMASMB6925</b>	<b>FREEWHEEL,ASSY,RELEASE,JAZZY600,RIGHT</b>	<b>1</b>
<b>*I1b</b>	<b>FRMASMB6926</b>	<b>FREEWHEEL,ASSY,RELEASE,JAZZY600,LEFT</b>	<b>1</b>

### Notes :

Applicable to Serial Number J5709908001S10 and subsequent. Top-level assemblies will include components designated with corresponding lower-case letters. Parts without lower-case letters will be included in all top-level assemblies. For all items with an "\*", refer to SECTION II. Anti-tip — Version 2, Front Caster for the illustration and parts list.

## II. Anti-tip Assembly — Version 2, Front Caster

Applicable to Serial Number J5709908001S10 and subsequent.



\*Note: Right side shown.

## II. Anti-tip Assembly — Version 2, Front Caster

REF #	PART #	DESCRIPTION	QTY
*A1 - B6	FRMASMB10549	CASTER,ASSY,BARREL,ACTIVE-TRACK,FRONT/RIGHT,JAZZY/QUANTUM600/610,C-1202-007	1
*A1 - B6	FRMASMB10550	CASTER,ASSY,BARREL,ACTIVE-TRACK,FRONT/LEFT,JAZZY/QUANTUM600/610,C-1202-008	1
A1	DWR1056C041	CASTER,BARREL WELDMENT,FRONT,C-1056-041	1
A2	DWR1056C042	PIVOT SHAFT,CASTER SUSPENSION,FRONT,C-1056-042	1
A3	BSHSLV1015	BUSHING,SLEEVE,DELTRIN,10MM ID X 13MM OD X 6MM TH,B-1056-048	2
A4	WASMETR1095	WASHER,FLAT,BLACK ZINC,6.4MM ID X 18MM OD X 1.6MM TH,B-1005-025	1
A5	SCRSHCS1169	SCREW, SHCS,BLACK ZINC,M6-1.0 X 12MM,GRADE 12.9	1
<b>B1 - B6</b>	<b>HDWASMB1090</b>	<b>ANTI-FLUTTER KIT,FRONT CASTER,JAZZY,B-1005-138</b>	<b>1</b>
B1	DWR1005B132	BEARING, BALL,15.0MM ID X 32.0MM OD X 9.0MM TH,ABEC-1,B-1005-132,(6002-2RS DOUBLE SEAL)	2
B2	DWR1005B135	SPACER,ZINC,STEEL,16MM ID X 21MM OD X 14.5MM TH,B-1005-135	1
B3	DWR1101A001	SHIM,BRIGHT ZINC,STEEL,13MM ID X 24MM OD X 2.16MM TH,A-1101-001	1
B4	DWR1101A013	O-RING,NEOPRENE,25.4MM ID X 31.8MM OD,A-1101-013	1
B5	DWR1101A003	SPACER,BRIGHT ZINC,STEEL,13MM ID X 31.5MM OD X 3.18MM TH,A-1101-003	1
B6	NUTNJAM1018	NUT,NYLOCK JAM,BLACK ZINC,1/2-20	1
*C1 - C8	FRMASMB11454	CASTER,ASSY,FLAT FREE,BLACK RIM/GRAY TIRE,5" WHEEL,W/FORK & COVERS,RIGHT,W/RADIUS,D-1202-017	1
*C1 - C8	FRMASMB11455	CASTER,ASSY,FLAT FREE,BLACK RIM/GRAY TIRE,5" WHEEL,W/FORK & COVERS,LEFT,W/RADIUS,D-1202-018	1
C1	DWR1202D014	FORK WELDMENT,CASTER,BLACK,5" W/RADIUS,D-1202-014	1
C2	DWR1005C032	PIVOT STUD,CASTER FORK,BLACK,M16-1.5 (TOP),1/2-20 (BOTTOM) X 74.18MM,FRONT,C-1005-032	1
C3	NUTJAM1027	NUT,JAM,BLACK ZINC,M16-1.5,A-1005-006	1
C4	WHLASMB1745	WHEEL,ASSY,CASTER,FLAT FREE,BLACK RIM/GRAY TIRE,5" X 1.75",W/BEARINGS & SPACER,E-1202-008	1
C5	DWR1202C012	COVER,CASTER BALL,SLIM,5" WHEEL,C-1202-012	2
C6	SCRHHCS1384	SCREW,HHCS,BLACK ZINC,M8-1.25 X 80MM,GRADE 12.9	1
C7	WASMETR1029	WASHER,FLAT,BLACK ZINC,8.4MM ID X 16MM OD X 1.6MM TH,METRIC,GB96-8	2
C8	NUTNJAM1020	NUT,NYLOCK JAM,BLACK ZINC,M8-1.25	1
<b>D1a - E2</b>	<b>FRMASMB6925</b>	<b>FREEWHEEL,ASSY,RELEASE,JAZZY600,RIGHT</b>	<b>1</b>
<b>D1b - E2</b>	<b>FRMASMB6926</b>	<b>FREEWHEEL,ASSY,RELEASE,JAZZY600,LEFT</b>	<b>1</b>
D1a	DWR1056B025	FREEWHEEL,RELEASE ROD,RIGHT,B-1056-025	1
D1b	DWR1056B011	FREEWHEEL,RELEASE ROD,LEFT,B-1056-011	1
D2	PINSOTR1000	PIN, COTTER,ZINC PLATED,1/16" X 1"	2
D3	SCRHHCS1288	SCREW,HHCS,BLACK ZINC,M8-1.25 X 25MM,GRADE 10.9	1
D4	NUTNYLK1011	NUT,NYLOCK,BLACK ZINC,M8-1.25	1
D5	WASNYLN1066	WASHER,BLACK,NYLON,8MM ID X 22MM OD X 3MM TH	1
D6	DWR1054B034	FREEWHEEL,MOTOR RELEASE LEVER WELDMENT,B-1054-034	1
D7	SCRSETS1102	SCREW,SET,M6-1.0 X 6MM,CUP POINT,W/NYLON PATCH	2
D8	WASNYLN1040	WASHER,NYLON,0.3437" ID X 0.75" OD X 0.0312" TH	1
<b>E1a - E2</b>	<b>FRMASMB8523</b>	<b>FREEWHEEL,ASSY,RELEASE LEVER,RIGHT,W/COVER,JAZZY600,C-1056-063</b>	<b>1</b>
<b>E1b - E2</b>	<b>FRMASMB8524</b>	<b>FREEWHEEL,ASSY,RELEASE LEVER,LEFT,W/COVER,JAZZY600,C-1056-064</b>	<b>1</b>
E1a	DWR1056D035	FREEWHEEL,LEVER,5MM TH,RIGHT,D-1056-035	1
E1b	DWR1056D036	FREEWHEEL,LEVER,5MM TH,LEFT,D-1056-036	1
E2	DWR1056B069	COVER,FREEWHEEL RELEASE LEVER,BLACK,B-1056-069	1

### Notes :

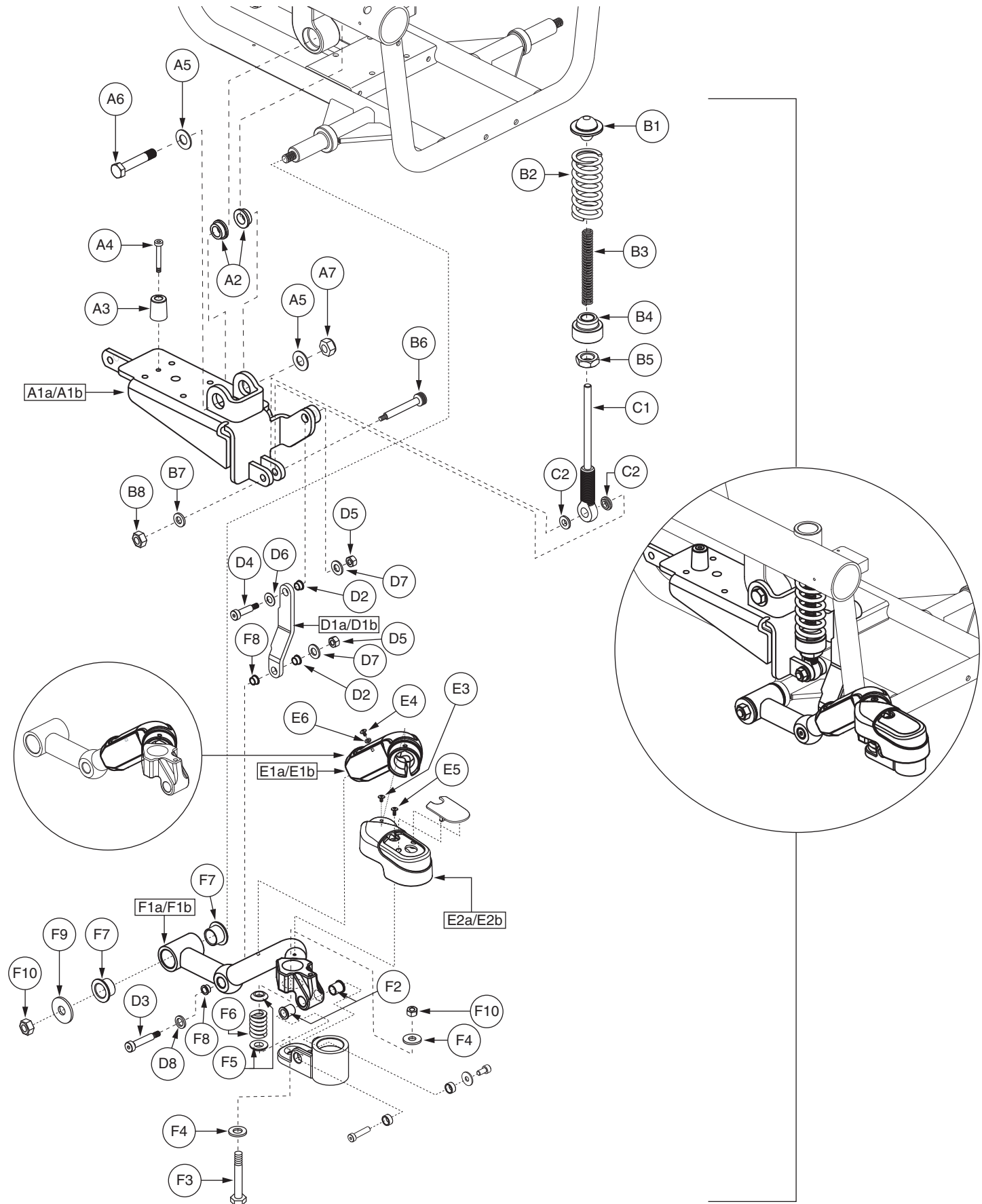
Applicable to Serial Number J5709908001S10 and subsequent. Top-level assemblies will include components designated with corresponding lower-case letters. Parts without lower-case letters will be included in all top-level assemblies.

\*A1 - B6 Both assemblies contain identical parts. There are right and left sides for assembly purposes.

\*C1 - C8 Both assemblies contain identical parts. There are right and left sides for assembly purposes.

## II. Anti-tip Assembly — Version 1, Active Track

Applicable to units manufactured prior to Serial Number J5709908001S10.



\*Note: Right side shown.

## II. Anti-tip Assembly — Version 1, Active Track

REF #	PART #	DESCRIPTION	QTY
A1a - I1a	FRMASMB8022	ANTI-TIP,ASSY,ACTIVE TRACK,RIGHT,JAZZY600	1
A1b - I1b	FRMASMB8023	ANTI-TIP,ASSY,ACTIVE TRACK,LEFT,JAZZY600	1
A1a - A7	FRMASMB8024	ANTI-TIP,ASSY,ACTIVE TRACK,W/MOTOR MOUNT,JAZZY600,RIGHT	1
A1b - A7	FRMASMB8025	ANTI-TIP,ASSY,ACTIVE TRACK,W/MOTOR MOUNT,JAZZY600,LEFT	1
A1a	DWR1056E044	ACTIVE TRAC/MOTOR MOUNT BRACKET WELDMENT,RIGHT,E-1056-044	1
A1b	DWR1056E043	ACTIVE TRAC/MOTOR MOUNT BRACKET WELDMENT,LEFT,E-1056-043	1
A2	DWR1056B065	BUSHING,FLANGE,BLACK ZINC,STEEL,12MM ID X 18MM OD X 8.25MM TH X 22MM FOD X 2.75MM FTH,B-1056-065	2
A3	DWR1056B062	BUMPER,BLACK,RUBBER,6.5MM ID X 25MM OD X 32MM TH,SHORE 90 A,B-1056-062	1
A4	SCRSHCS1015	SCREW,SHCS,BLACK ZINC,M6-1.0 X 30MM,GRADE 12.9	1
A5	WASMETR1050	WASHER,FLAT,BLACK ZINC,13MM ID X 24MM OD X 2.5MM TH	2
A6	SCRHHCS1330	SCREW, HHCS,BLACK ZINC,M12-1.75 X 65MM,GRADE 12.9,C-1005-003	1
A7	NUTNYLK1066	NUT,NYLOCK,BLACK ZINC,M12-1.25,GRADE 8,(MTS: 53212007)	1
<b>B1 - C2</b>	<b>FRMASMB8000</b>	<b>STRUT,ASSY,FRONT SUSPENSION,JAZZY600,C-1056-056</b>	<b>1</b>
B1	DWR1056C020	BALL PIVOT,C-1056-020	1
B2	DWR1056B061	SPRING,BLACK,3.00" FL X 1.390" OD X 0.195" WIRE DIA X RATE: 220 LBS/IN,B-1056-061	1
B3	DWR1056B034	SPRING,BLACK,3.25" L X 0.75" OD X 0.060" WIRE DIA X RATE 6.9,B-1056-034	1
B4	DWR1056B060	ADJUSTMENT COLLAR,ACTIVE-TRACK STRUT,B-1056-060	1
B5	NUTJAM1027	NUT,JAM,BLACK ZINC,M16-1.5,A-1005-006	1
B6	BLTASHL1088	BOLT,SHOULDER,8MM X 25MM,GRADE 12.9,C-1056-026	1
B7	WASMETR1033	WASHER,FLAT,BLACK ZINC,6.4MM ID X 12MM OD X 1.6MM TH,METRIC,GB96-6	1
B8	NUTNYLK1019	NUT,NYLOCK,BLACK ZINC,M6-1.0	1
<b>C1 - C2</b>	<b>FRMASMB7098</b>	<b>STRUT,ASSY,ACTIVE TRAC,W/BUSHING,C-1056-032</b>	<b>1</b>
C1	DWR1056C013	STRUT WELDMENT,ACTIVE TRAC,C-1056-013	1
C2	DWR1056B037	BEARING,FLANGE,OIL IMPREGNATED BRONZE,8MM ID X 12MM OD X 6MM TH X 16MM FOD X 2MM FTH,B-1056-037	2
<b>D1a - D8</b>	<b>FRMASMB7990</b>	<b>ANTI-TIP,ASSY,TRANSFER LINK,ACTIVE-TRACK,RIGHT,B-1056-053</b>	<b>1</b>
<b>D1b - D8</b>	<b>FRMASMB7989</b>	<b>ANTI-TIP,ASSY,TRANSFER LINK,ACTIVE-TRACK,LEFT,B-1056-054</b>	<b>1</b>
D1a	DWR1056C046	TRANSFER LINK,ACTIVE-TRACK,RIGHT,C-1056-046	1
D1b	DWR1056C047	TRANSFER LINK,ACTIVE-TRACK,LEFT,C-1056-047	1
D2	BRGFLNG1044	BEARING,FLANGE,BLACK,DELFIN,10MM ID X 13MM OD X 8MM TH X 16MM FOD X 1.50MM FTH,B-1056-046	2
D3	BLTASHL1146	BOLT,SHOULDER,BLACK ZINC,10MM X 30MM,GRADE 12.9,B-1005-014	1
D4	BLTASHL1150	BOLT,SHOULDER,10MM X 25MM,CUSTOM THREAD LENGTH,C-1056-059	1
D5	NUTNYLK1085	NUT,NYLOCK,BLACK ZINC CHROMATE,M8-1.25,GRADE 8	2
D6	WASNYLN1114	WASHER,BLACK,NYLON,10.5MM ID X 20MM OD X 1MM TH,B-1005-027	1
D7	WASMETR1029	WASHER,FLAT,BLACK ZINC,8.4MM ID X 16MM OD X 1.6MM TH,METRIC,GB96-8	2
D8	DWR1005B028	WASHER,BLACK NYLON,10.5MM ID X 16MM OD X 2.2MM TH,B-1005-028	1
<b>E1a - H1a</b>	<b>FRMASMB8026</b>	<b>ANTI-TIP,ASSY,ARM,W/CASTER BARREL,WHEEL,ACTIVE-TRACK,FRONT/RIGHT</b>	<b>1</b>
<b>E1b - H1b</b>	<b>FRMASMB8027</b>	<b>ANTI-TIP,ASSY,ARM,W/CASTER BARREL,WHEEL,ACTIVE-TRACK,FRONT/LEFT</b>	<b>1</b>
E1a	DWR1056E039	COVER,CASTER ARM,FOAM,RIGHT,E-1056-039	1
E1b	DWR1056E040	COVER,CASTER ARM,FOAM,LEFT,E-1056-040	1
E2a	DWR1056E037	COVER,CASTER ARM,PLASTIC,RIGHT,E-1056-037	1
E2b	DWR1056E038	COVER,CASTER ARM,PLASTIC,LEFT,E-1056-038	1
E3	SCRPPH1129	SCREW, PPH,BLACK,M4-.7 X 12MM	1
E4	SCRPPH1036	SCREW,PPH,BLACK ZINC,M4-.7 X 8MM	1
E5	SCRPPH1296	SCREW, PPH,BLACK ZINC,M6-1.0 X 10MM	1

The parts list is continued on the subsequent pages.



## II. Anti-tip Assembly — Version 1, Active Track

The parts list is continued from the previous pages.

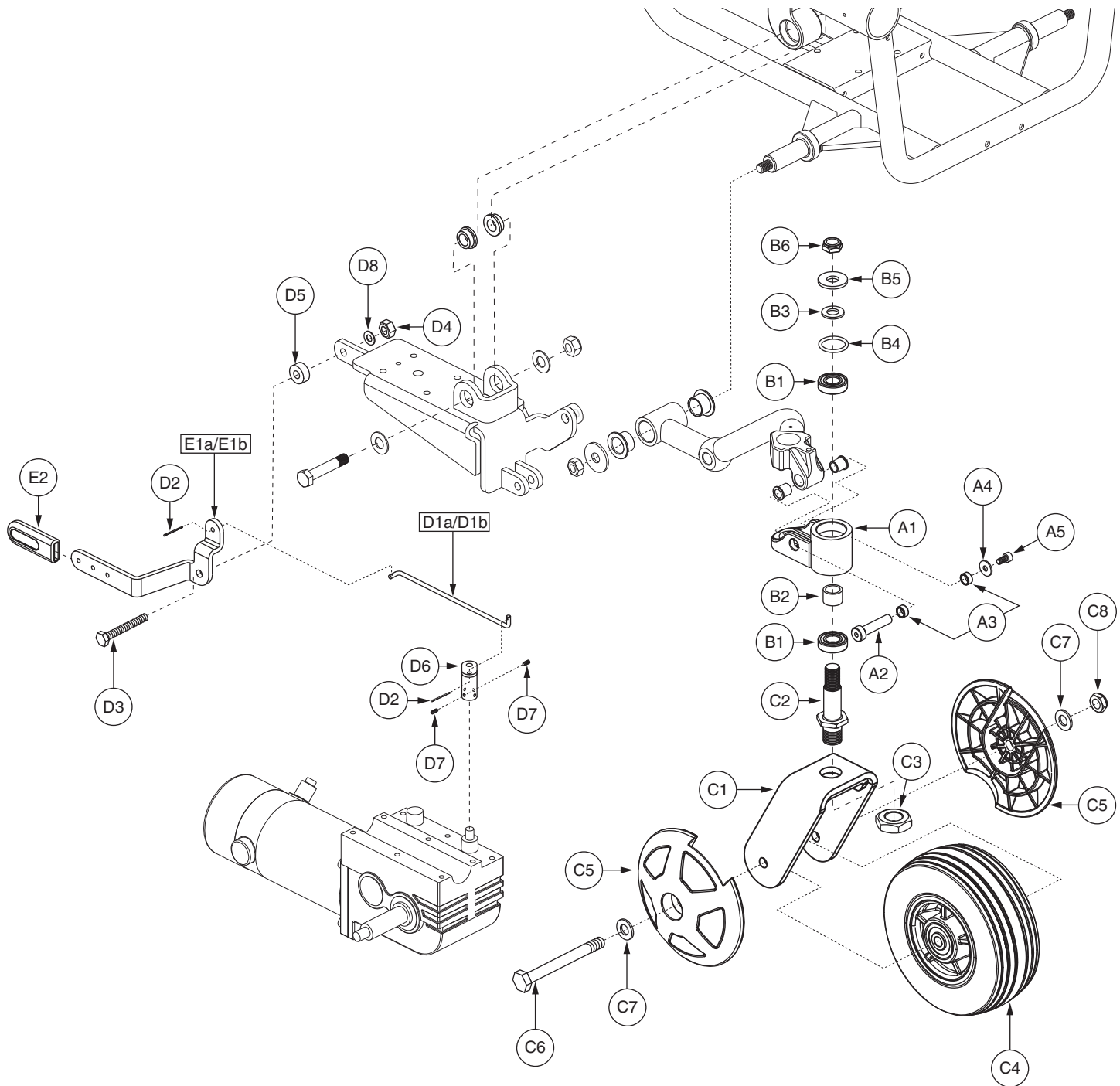
REF #	PART #	DESCRIPTION	QTY
E6	WASMETR1042	WASHER,FLAT,BLACK ZINC,4.3MM ID X 12MM OD X 1MM TH,METRIC,GB96-4	1
F1a - G1a	FRMASMB10492	ANTI-TIP,ASSY,ARM,REINFORCED,W/CASTER BARREL,ACTIVE-TRACK,FRONT/RIGHT,JAZZY/QUANTUM600,D-1056-046	1
F1b - G1b	FRMASMB10491	ANTI-TIP,ASSY,ARM,REINFORCED,W/CASTER BARREL,ACTIVE-TRACK,FRONT/LEFT,JAZZY/QUANTUM600,D-1056-045	1
F1a	DWR1056D021	ANTI-TIP ARM WELDMENT,ACTIVE-TRACK,FRONT/RIGHT,D-1056-021	1
F1b	DWR1056D022	ANTI-TIP ARM WELDMENT,ACTIVE-TRACK,FRONT/LEFT,D-1056-022	1
F2	BRGFLNG1046	BEARING, FLANGE,DELTRIN,10MM ID X 13MM OD X 15MM TH X 16MM FOD X 1.5MM FTH,B-1056-063	2
F3	SCRHHCS1444	SCREW,HHCS,BLACK ZINC,M10-1.5 X 50MM,GRADE 10.9,B-1005-118	1
F4	DWR1056B066	WASHER,FLAT,BLACK ZINC,10.5MM ID X 20MM OD X 3MM TH,B-1056-066	2
F5	DWR1056B049	SPRING PIVOT,MUSHROOM,FRONT,B-1056-049	2
F6	DWR1056B056	SPRING,BLACK,1.00" FL X 0.730" OD X 0.148" WIRE DIA X RATE: 1150 LBS/IN,B-1056-056,(LEE SPRING: LHL-750D-1)	1
F7	BRGFLNG1045	BEARING, FLANGE,DELTRIN,19MM ID X 23MM OD X 16MM TH X 32MM FOD X 2MM FTH,B-1056-050	2
F8	BRGFLNG1044	BEARING,FLANGE,BLACK,DELTRIN,10MM ID X 13MM OD X 8MM TH X 16MM FOD X 1.50MM FTH,B-1056-046	2
F9	WASMETR1043	WASHER,FLAT,BLACK ZINC,10.5MM ID X 30MM OD X 2.5MM TH,METRIC,GB97-10	1
F10	NUTNYLK1073	NUT,NYLOCK,BLACK ZINC,M10-1.5,GRADE 8	2
*G1a	FRMASMB10549	CASTER,ASSY,BARREL,ACTIVE-TRACK,FRONT/RIGHT,JAZZY/QUANTUM600/610,C-1202-007	1
*G1b	FRMASMB10550	CASTER,ASSY,BARREL,ACTIVE-TRACK,FRONT/LEFT,JAZZY/QUANTUM600/610,C-1202-008	1
*H1a	FRMASMB10514	CASTER,ASSY,FLAT FREE,BLACK RIM/GRAY TIRE,5" WHEEL,W/FORK & COVERS,RIGHT,E-1202-001	1
*H1b	FRMASMB10515	CASTER,ASSY,FLAT FREE,BLACK RIM/GRAY TIRE,5" WHEEL,W/FORK & COVERS,LEFT,E-1202-002	1
*I1a	FRMASMB6925	FREEWHEEL,ASSY,RELEASE,JAZZY600,RIGHT	1
*I1b	FRMASMB6926	FREEWHEEL,ASSY,RELEASE,JAZZY600,LEFT	1

### Notes :

Applicable to units manufactured prior to Serial Number J5709908001S10. Top-level assemblies will include components designated with corresponding lower-case letters. Parts without lower-case letters will be included in all top-level assemblies. For all items with an "\*\*\*", refer to SECTION II. Anti-tip — Version 1, Front Caster for the illustration and parts list.

## II. Anti-tip Assembly — Version 1, Front Caster

Applicable to units manufactured prior to Serial Number J5709908001S10.



\*Note: Right side shown.

## II. Anti-tip Assembly — Version 1, Front Caster

REF #	PART #	DESCRIPTION	QTY
*A1 - B6	FRMASMB10549	CASTER,ASSY,BARREL,ACTIVE-TRACK,FRONT/RIGHT,JAZZY/QUANTUM600/610,C-1202-007	1
*A1 - B6	FRMASMB10550	CASTER,ASSY,BARREL,ACTIVE-TRACK,FRONT/LEFT,JAZZY/QUANTUM600/610,C-1202-008	1
A1	DWR1056C041	CASTER,BARREL WELDMENT,FRONT,C-1056-041	1
A2	DWR1056C042	PIVOT SHAFT,CASTER SUSPENSION,FRONT,C-1056-042	1
A3	BSHSLV1015	BUSHING,SLEEVE,DELTRIN,10MM ID X 13MM OD X 6MM TH,B-1056-048	2
A4	WASMETR1095	WASHER,FLAT,BLACK ZINC,6.4MM ID X 18MM OD X 1.6MM TH,B-1005-025	1
A5	SCRSHCS1169	SCREW, SHCS,BLACK ZINC,M6-1.0 X 12MM,GRADE 12.9	1
<b>B1 - B6</b>	<b>HDWASMB1090</b>	<b>ANTI-FLUTTER KIT,FRONT CASTER,JAZZY,B-1005-138</b>	<b>1</b>
B1	DWR1005B132	BEARING, BALL,15.0MM ID X 32.0MM OD X 9.0MM TH,ABEC-1,B-1005-132,(6002-2RS DOUBLE SEAL)	2
B2	DWR1005B135	SPACER,ZINC,STEEL,16MM ID X 21MM OD X 14.5MM TH,B-1005-135	1
B3	DWR1101A001	SHIM,BRIGHT ZINC,STEEL,13MM ID X 24MM OD X 2.16MM TH,A-1101-001	1
B4	DWR1101A013	O-RING,NEOPRENE,25.4MM ID X 31.8MM OD,A-1101-013	1
B5	DWR1101A003	SPACER,BRIGHT ZINC,STEEL,13MM ID X 31.5MM OD X 3.18MM TH,A-1101-003	1
B6	NUTNJAM1018	NUT,NYLOCK JAM,BLACK ZINC,1/2-20	1
*C1 - C8	FRMASMB10514	CASTER,ASSY,FLAT FREE,BLACK RIM/GRAY TIRE,5" WHEEL,W/FORK & COVERS,RIGHT,E-1202-001	1
*C1 - C8	FRMASMB10515	CASTER,ASSY,FLAT FREE,BLACK RIM/GRAY TIRE,5" WHEEL,W/FORK & COVERS,LEFT,E-1202-002	1
C1	DWR1202C002	FORK,WELDMENT,5",CASTER,C-1202-002	1
C2	DWR1005C032	PIVOT STUD,CASTER FORK,BLACK,M16-1.5 (TOP),1/2-20 (BOTTOM) X 74.18MM,FRONT,C-1005-032	1
C3	NUTJAM1027	NUT,JAM,BLACK ZINC,M16-1.5,A-1005-006	1
C4	WHLASMB1745	WHEEL,ASSY,CASTER,FLAT FREE,BLACK RIM/GRAY TIRE,5" X 1.75",W/BEARINGS & SPACER,E-1202-008	1
C5	DWR1202C012	COVER,CASTER BALL,SLIM,5" WHEEL,C-1202-012	2
C6	SCRHHCS1384	SCREW,HHCS,BLACK ZINC,M8-1.25 X 80MM,GRADE 12.9	1
C7	WASMETR1029	WASHER,FLAT,BLACK ZINC,8.4MM ID X 16MM OD X 1.6MM TH,METRIC,GB96-8	2
C8	NUTNJAM1020	NUT,NYLOCK JAM,BLACK ZINC,M8-1.25	1
<b>D1a - E2</b>	<b>FRMASMB6925</b>	<b>FREEWHEEL,ASSY,RELEASE,JAZZY600,RIGHT</b>	<b>1</b>
<b>D1b - E2</b>	<b>FRMASMB6926</b>	<b>FREEWHEEL,ASSY,RELEASE,JAZZY600,LEFT</b>	<b>1</b>
D1a	DWR1056B025	FREEWHEEL,RELEASE ROD,RIGHT,B-1056-025	1
D1b	DWR1056B011	FREEWHEEL,RELEASE ROD,LEFT,B-1056-011	1
D2	PINSOTR1000	PIN, COTTER,ZINC PLATED,1/16" X 1"	2
D3	SCRHHCS1288	SCREW,HHCS,BLACK ZINC,M8-1.25 X 25MM,GRADE 10.9	1
D4	NUTNYLK1011	NUT,NYLOCK,BLACK ZINC,M8-1.25	1
D5	WASNLYN1066	WASHER,BLACK,NYLON,8MM ID X 22MM OD X 3MM TH	1
D6	DWR1054B034	FREEWHEEL,MOTOR RELEASE LEVER WELDMENT,B-1054-034	1
D7	SCRSETS1102	SCREW,SET,M6-1.0 X 6MM,CUP POINT,W/NYLON PATCH	2
D8	WASNLYN1040	WASHER,NYLON,0.3437" ID X 0.75" OD X 0.0312" TH	1
<b>E1a - E2</b>	<b>FRMASMB8523</b>	<b>FREEWHEEL,ASSY,RELEASE LEVER,RIGHT,W/COVER,JAZZY600,C-1056-063</b>	<b>1</b>
<b>E1b - E2</b>	<b>FRMASMB8524</b>	<b>FREEWHEEL,ASSY,RELEASE LEVER,LEFT,W/COVER,JAZZY600,C-1056-064</b>	<b>1</b>
E1a	DWR1056D035	FREEWHEEL,LEVER,5MM TH,RIGHT,D-1056-035	1
E1b	DWR1056D036	FREEWHEEL,LEVER,5MM TH,LEFT,D-1056-036	1
E2	DWR1056B069	COVER,FREEWHEEL RELEASE LEVER,B-1056-069	1

### Notes :

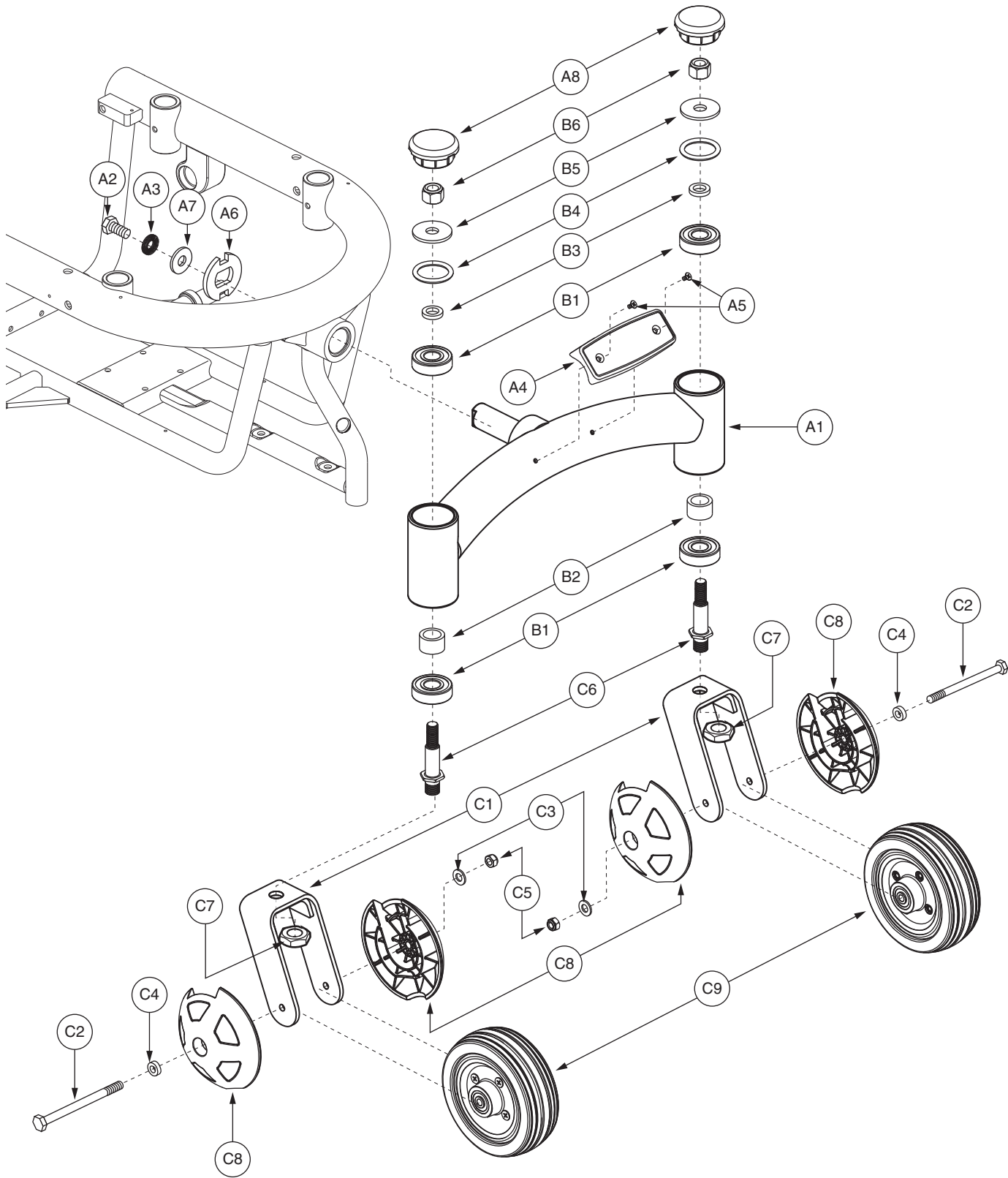
Applicable to units manufactured prior to Serial Number J5709908001S10. Top-level assemblies will include components designated with corresponding lower-case letters. Parts without lower-case letters will be included in all top-level assemblies.

\*A1 - B6 Both assemblies contain identical parts. There are right and left sides for assembly purposes.

\*C1 - C8 Both assemblies contain identical parts. There are right and left sides for assembly purposes.

### III. Articulating Beam Assembly — Version 2, Articulating Vent Tray

Applicable for units equipped with a portable vent tray.



REF #	PART #	DESCRIPTION	QTY
<b>A1 - C9</b>	<b>FRMASMB12466</b>	<b>ARTICULATING BEAM,ASSY,CURVED,W/CASTER WHEELS,VERSION 2,QUANTUM600XL</b>	<b>1</b>
<b>A1 - B6</b>	<b>FRMASMB10890</b>	<b>ARTICULATING BEAM,ASSY,REINFORCED,W/ANTI-FLUTTER KIT,JAZZY/QUANTUM600XL</b>	<b>1</b>
A1	DWR1056E049	ARTICULATING BEAM WELDMENT,CURVED,OFFSET,E-1056-049	1
A2	SCRHHCS1290	SCREW,HHCS,BLACK ZINC,M10-1.5 X 20MM,GRADE 12.9	1
A3	WASSTND1104	WASHER, FLAT,BLACK,ZINC,0.410" ID X 0.650" OD X 0.10" TH,NORD LOCK,(MCMMASTER CARR: 91074A131)	1
A4	DWR1056D034	COVER,DECAL PERCH,D-1056-034	1
A5	SCRPFH1043	SCREW, PFH,BZ,M4-.7T X 10MM L	2
A6	DWR1056B002	WASHER,STOP,CASTER BEAM PIVOT,B-1056-002	1
A7	WASMETR1052	WASHER,FLAT,BLACK ZINC,HARDENED STEEL,11.12MM ID X 28MM OD X 2.8MM TH,M10,DIN 125,METRIC	1
A8	DWR1054C008	CASTER CAP,C-1054-008	2
<b>B1 - B6</b>	<b>HDWASMB1089</b>	<b>ANTI-FLUTTER KIT,REAR CASTER,JAZZY,B-1005-137</b>	<b>2</b>
B1	DWR1005B133	BEARING,BALL,16.0MM ID X 40.0MM OD X 12.0MM TH,ABEC-1,B-1005-133,(6203-2RS DOUBLE SEAL)	2
B2	DWR1005B134	SPACER,BRIGHT ZINC,STEEL,18MM ID X 25MM OD X 15.5MM TH,B-1005-134	1
B3	DWR1133A003	SHIM,BLACK ZINC,STEEL,13MM ID X 21MM OD X 4.763MM TH,A-1133-003	1
B4	DWR1133A007	O-RING,NEOPRENE,1.250" ID X 1.625" OD X 0.187" TH,(MCMMASTER CARR: 94115K515-322),A-1133-007	1
B5	DWR1133A005	WASHER,BLACK,STEEL,13MM ID X 40MM OD X 3MM TH,A-1133-005	1
B6	NUTNYLK1010	NUT,NYLOCK,BLACK ZINC,1/2-20	1
<b>*C1 - C9</b>	<b>FRMASMB12343</b>	<b>CASTER,ASSY,FLAT FREE,BLACK RIM/GRAY TIRE,6" WHEEL,W/FORK &amp; COVERS,TALL,REAR/RIGHT,W/RADIUS,E-1202-027</b>	<b>1</b>
<b>*C1 - C9</b>	<b>FRMASMB12344</b>	<b>CASTER,ASSY,FLAT FREE,BLACK RIM/GRAY TIRE,6" WHEEL,W/FORK &amp; COVERS,TALL,REAR/LEFT,W/RADIUS,E-1202-026</b>	<b>1</b>
C1	DWR1202D016	FORK WELDMENT,CASTER,BLACK,6" W/RADIUS,REAR,TALL,D-1202-016	1
C2	SCRHHCS1370	SCREW,HHCS,BLACK ZINC,M8-1.25 X 110MM,GRADE 12.9	1
C3	WASMETR1029	WASHER,FLAT,BLACK ZINC,8.4MM ID X 16MM OD X 1.6MM TH,METRIC,GB96-8	1
C4	DWR1056B068	WASHER,FLAT,BLACK ZINC,8.4MM ID X 16MM OD X 5MM TH,B-1056-068	1
C5	NUTNYLK1080	NUT,NYLOCK,BLACK ZINC CHROMATE,M8-1.25	1
C6	DWR1005C033	PIVOT STUD,CASTER FORK,BLACK,M16-1.5 (TOP),1/2-20 (BOTTOM) X 88.18MM,REAR,C-1005-033	1
C7	NUTJAM1027	NUT,JAM,BLACK ZINC,M16-1.5,A-1005-006	1
C8	DWR1056C066	COVER,CASTER BALL,6" WHEEL,C-1056-066	2
C9	WHLASMB1762	WHEEL,ASSY,CASTER,FLAT FREE,BLACK RIM/GRAY TIRE,6"X 2",W/BEARINGS & SPACER,E-1202-019	1

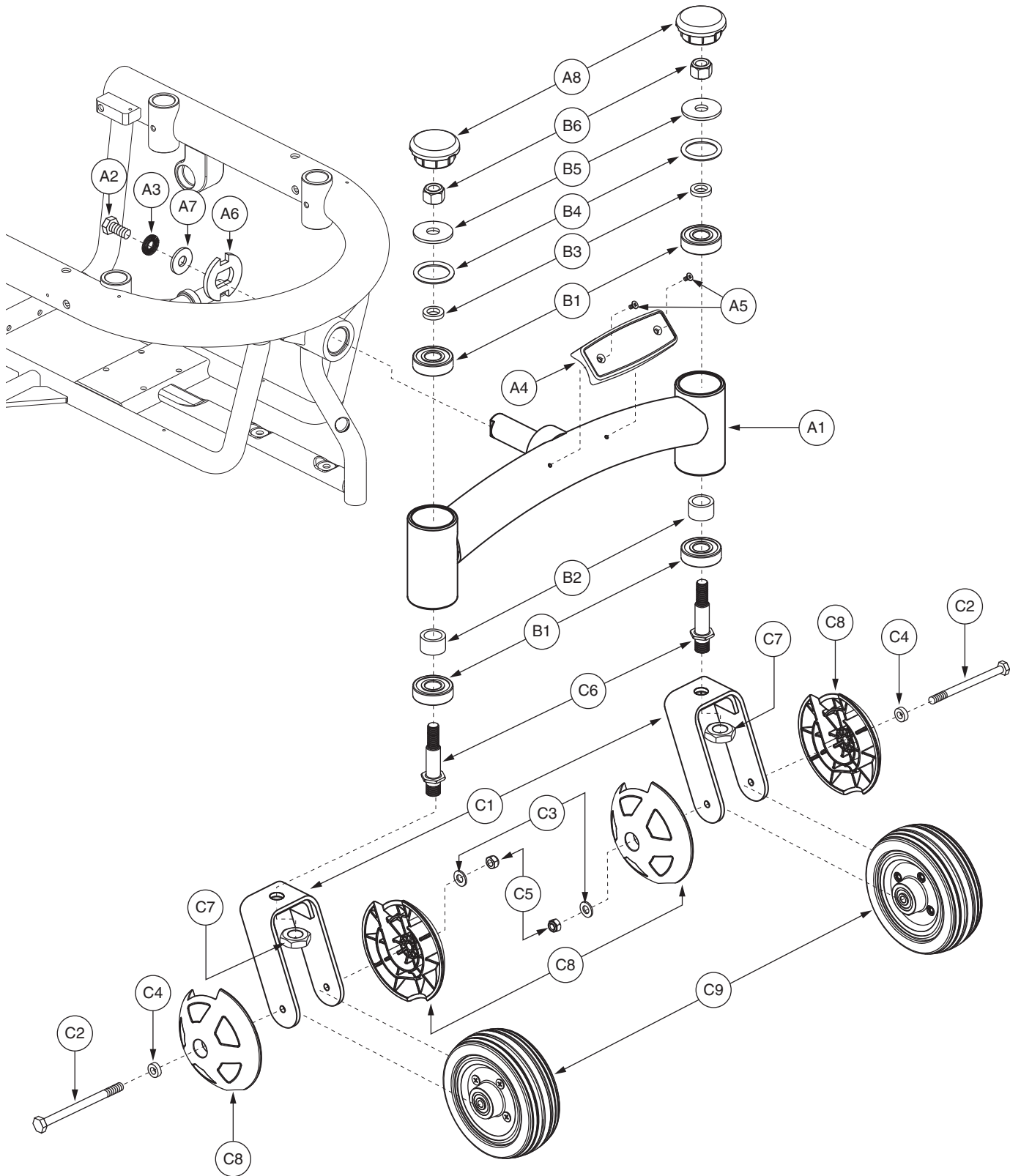
**Notes :**

Applicable for units equipped with an Articulating Vent Tray.

**\*C1 - C9** Both assemblies contain identical parts. There are right and left sides for assembly purposes.

### III. Articulating Beam Assembly — Version 2, Standard

Applicable to Serial Number J5709908001S10 and subsequent.



### III. Articulating Beam Assembly — Version 2, Standard

REF #	PART #	DESCRIPTION	QTY
A1 - C9	FRMASMB12462	ARTICULATING BEAM,ASSY,W/CASTER WHEELS,VERSION 2,QUANTUM600	1
A1 - B6	FRMASMB10474	ARTICULATING BEAM,ASSY,REINFORCED,W/ANTI-FLUTTER KIT,JAZZY/QUANTUM600,E-1056-067	1
A1	DWR1056E034	ARTICULATING BEAM WELDMENT,E-1056-034	1
A2	SCRHHCS1290	SCREW,HHCS,BLACK ZINC,M10-1.5 X 20MM,GRADE 12.9	1
A3	WASSTND1104	WASHER, FLAT,BLACK,ZINC,0.410" ID X 0.650" OD X 0.10" TH,NORD LOCK,(MCMASTER CARR: 91074A131)	1
A4	DWR1056D034	COVER,DECAL PERCH,D-1056-034	1
A5	SCRPFH1043	SCREW, PFH,BZ,M4-.7T X 10MM L	2
A6	DWR1056B002	WASHER,STOP,CASTER BEAM PIVOT,B-1056-002	1
A7	WASMETR1052	WASHER,FLAT,BLACK ZINC,HARDENED STEEL,11.12MM ID X 28MM OD X 2.8MM TH,M10,DIN 125,METRIC	1
A8	DWR1054C008	CASTER CAP,C-1054-008	2
B1 - B6	HDWASMB1089	ANTI-FLUTTER KIT,REAR CASTER,JAZZY,B-1005-137	2
B1	DWR1005B133	BEARING,BALL,16.0MM ID X 40.0MM OD X 12.0MM TH,ABEC-1,B-1005-133,(6203-2RS DOUBLE SEAL)	2
B2	DWR1005B134	SPACER,BRIGHT ZINC,STEEL,18MM ID X 25MM OD X 15.5MM TH,B-1005-134	1
B3	DWR1133A003	SHIM,BLACK ZINC,STEEL,13MM ID X 21MM OD X 4.763MM TH,A-1133-003	1
B4	DWR1133A007	O-RING,NEOPRENE,1.250" ID X 1.625" OD X 0.187" TH,(MCMASTER CARR: 94115K515-322),A-1133-007	1
B5	DWR1133A005	WASHER,BLACK,STEEL,13MM ID X 40MM OD X 3MM TH,A-1133-005	1
B6	NUTNYLK1010	NUT,NYLOCK,BLACK ZINC,1/2-20	1
*C1 - C9	FRMASMB12343	CASTER,ASSY,FLAT FREE,BLACK RIM/GRAY TIRE,6" WHEEL,W/FORK & COVERS,TALL,REAR/RIGHT,W/RADIUS,E-1202-027	1
*C1 - C9	FRMASMB12344	CASTER,ASSY,FLAT FREE,BLACK RIM/GRAY TIRE,6" WHEEL,W/FORK & COVERS,TALL,REAR/LEFT,W/RADIUS,E-1202-026	1
C1	DWR1202D016	FORK WELDMENT,CASTER,BLACK,6" W/RADIUS,REAR,TALL,D-1202-016	1
C2	SCRHHCS1370	SCREW,HHCS,BLACK ZINC,M8-1.25 X 110MM,GRADE 12.9	1
C3	WASMETR1029	WASHER,FLAT,BLACK ZINC,8.4MM ID X 16MM OD X 1.6MM TH,METRIC,GB96-8	1
C4	DWR1056B068	WASHER,FLAT,BLACK ZINC,8.4MM ID X 16MM OD X 5MM TH,B-1056-068	1
C5	NUTNYLK1080	NUT,NYLOCK,BLACK ZINC CHROMATE,M8-1.25	1
C6	DWR1005C033	PIVOT STUD,CASTER FORK,BLACK,M16-1.5 (TOP),1/2-20 (BOTTOM) X 88.18MM,REAR,C-1005-033	1
C7	NUTJAM1027	NUT,JAM,BLACK ZINC,M16-1.5,A-1005-006	1
C8	DWR1056C066	COVER,CASTER BALL,6" WHEEL,C-1056-066	2
C9	WHLASMB1762	WHEEL,ASSY,CASTER,FLAT FREE,BLACK RIM/GRAY TIRE,6"X 2",W/BEARINGS & SPACER,E-1202-019	1

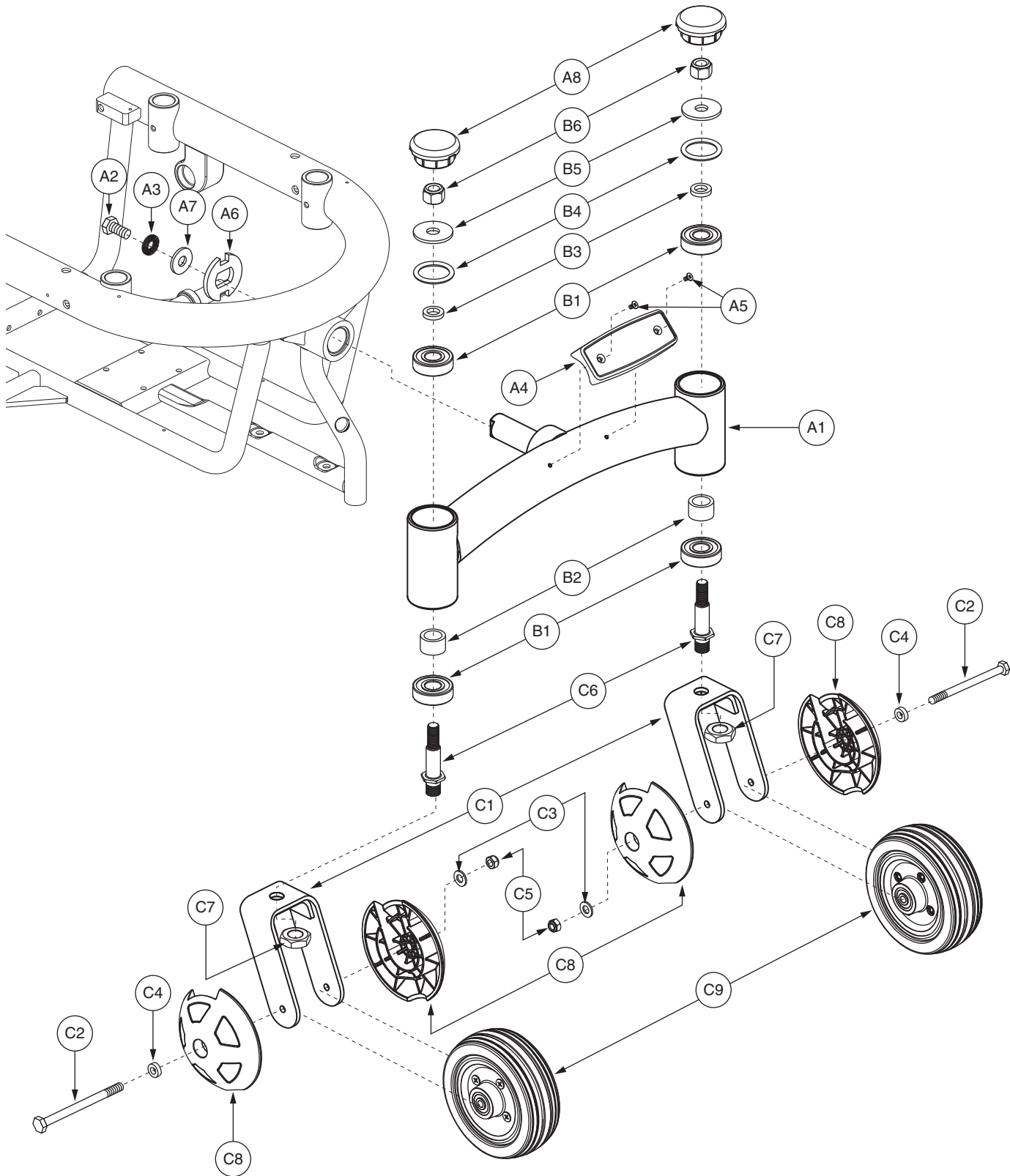
**Notes :**

Applicable to Serial Number J5709908001S10 and subsequent.

\* C1 - C9 Both assemblies contain identical parts. There are right and left sides for assembly purposes.

### III. Articulating Beam Assembly — Version 1, Standard

Applicable to units manufactured prior to Serial Number J5709908001S10.



### III. Articulating Beam Assembly — Version 1, Standard

REF #	PART #	DESCRIPTION	QTY
<b>A1 - C9</b>	<b>FRMASMB8028</b>	<b>ARTICULATING BEAM,ASSY,CURVED,W/CASTER WHEELS,JAZZY600</b>	<b>1</b>
<b>A1 - B6</b>	<b>FRMASMB10474</b>	<b>ARTICULATING BEAM,ASSY,REINFORCED,W/ANTI-FLUTTER KIT,JAZZY/QUANTUM600,E-1056-067</b>	<b>1</b>
A1	DWR1056E034	ARTICULATING BEAM WELDMENT,E-1056-034	1
A2	SCRHHCS1290	SCREW,HHCS,BLACK ZINC,M10-1.5 X 20MM,GRADE 12.9	1
A3	WASSTND1104	WASHER,FLAT,BLACK,ZINC,0.410" ID X 0.650" OD X 0.10" TH,NORD LOCK,(MCMASTER CARR: 91074A131)	1
A4	DWR1056D034	COVER,DECAL PERCH,D-1056-034	1
A5	SCRPFH1043	SCREW, PFH,BZ,M4-.7T X 10MM L	2
A6	DWR1056B002	WASHER,STOP,CASTER BEAM PIVOT,B-1056-002	1
A7	WASMETR1052	WASHER,FLAT,BLACK ZINC,HARDENED STEEL,11.12MM ID X 28MM OD X 2.8MM TH,M10,DIN 125,METRIC	1
A8	DWR1054C008	CASTER CAP,C-1054-008	2
<b>B1 - B6</b>	<b>HDWASMB1089</b>	<b>ANTI-FLUTTER KIT,REAR CASTER,JAZZY,B-1005-137</b>	<b>2</b>
B1	DWR1005B133	BEARING,BALL,16.0MM ID X 40.0MM OD X 12.0MM TH,ABEC-1,B-1005-133,(6203-2RS DOUBLE SEAL)	2
B2	DWR1005B134	SPACER,BRIGHT ZINC,STEEL,18MM ID X 25MM OD X 15.5MM TH,B-1005-134	1
B3	DWR1133A003	SHIM,BLACK ZINC,STEEL,13MM ID X 21MM OD X 4.763MM TH,A-1133-003	1
B4	DWR1133A007	O-RING,NEOPRENE,1.250" ID X 1.625" OD X 0.187" TH,(MCMASTER CARR: 94115K515-322),A-1133-007	1
B5	DWR1133A005	WASHER,BLACK,STEEL,13MM ID X 40MM OD X 3MM TH,A-1133-005	1
B6	NUTNYLK1010	NUT,NYLOCK,BLACK ZINC,1/2-20	1
<b>*C1 - C9</b>	<b>FRMASMB10553</b>	<b>CASTER,ASSY,FLAT FREE,BLACK RIM/GRAY TIRE,6" WHEEL,W/FORK &amp; COVERS,TALL,REAR/RIGHT,E-1202-005</b>	<b>1</b>
<b>*C1 - C9</b>	<b>FRMASMB10554</b>	<b>CASTER,ASSY,FLAT FREE,BLACK RIM/GRAY TIRE,6" WHEEL,W/FORK &amp; COVERS,TALL,REAR/LEFT,E-1202-006</b>	<b>1</b>
C1	DWR1202C006	FORK,WELDMENT,6",CASTER,REAR,TALL,C-1202-006	1
C2	SCRHHCS1370	SCREW,HHCS,BLACK ZINC,M8-1.25 X 110MM,GRADE 12.9	1
C3	WASMETR1029	WASHER,FLAT,BLACK ZINC,8.4MM ID X 16MM OD X 1.6MM TH,METRIC,GB96-8	1
C4	DWR1056B068	WASHER,FLAT,BLACK ZINC,8.4MM ID X 16MM OD X 5MM TH,B-1056-068	1
C5	NUTNYLK1080	NUT,NYLOCK,BLACK ZINC CHROMATE,M8-1.25	1
C6	DWR1005C033	PIVOT STUD,CASTER FORK,BLACK,M16-1.5 (TOP),1/2-20 (BOTTOM) X 88.18MM,REAR,C-1005-033	1
C7	NUTJAM1027	NUT,JAM,BLACK ZINC,M16-1.5,A-1005-006	1
C8	DWR1056C066	COVER,CASTER BALL,6" WHEEL,C-1056-066	2
C9	WHLASMB1762	WHEEL,ASSY,CASTER,FLAT FREE,BLACK RIM/GRAY TIRE,6"X 2",W/BEARINGS & SPACER,E-1202-019	1

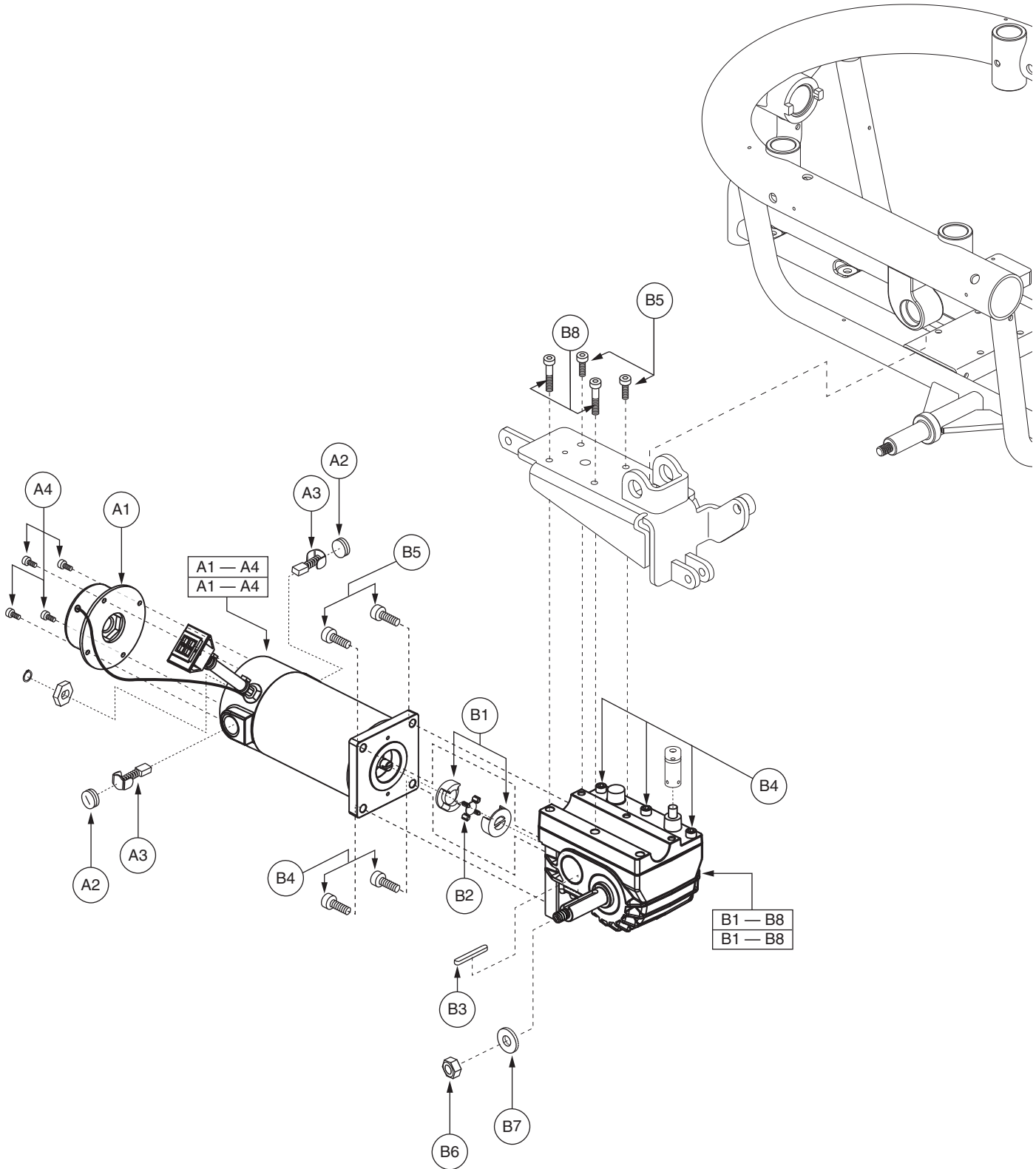
**Notes :**

Applicable to units manufactured prior to Serial Number J5709908001S10.

\*C1 - C9 Both assemblies contain identical parts. There are right and left sides for assembly purposes.

# IV. Motor Assembly — Glide Without Hub

Generation 2. Retrofits all previous generations.



\*Note: Right side shown.

## IV. Motor Assembly — Glide Without Hub

REF #	PART #	DESCRIPTION	QTY
A1 - B8	DRVASMB1967	MOTOR,ASSY,DRIVE,E684 GLIDE,PAIR	1
*A1 - B8	DRVASMB1904	MOTOR,ASSY,DRIVE,E684,W/GEARBOX,RIGHT HAND MWD,LEFT HAND RWD,ANDERSON CONNECTOR,E-1210-002,(ELECTROCRAFT: 684-010-008)	1
**A1 - B8	DRVASMB1903	MOTOR,ASSY,DRIVE,E684,W/GEARBOX,LEFT HAND MWD,RIGHT HAND RWD,ANDERSON CONNECTOR,E-1210-001,(ELECTROCRAFT: 684-009-007)	1
*A1 - A4	DRVMOTR1298	MOTOR,DRIVE,E684,W/BRAKE,RIGHT HAND MWD,LEFT HAND RWD,ANDERSON CONNECTOR,E-1210-006,(ELECTROCRAFT:0684-07-008-1)	1
**A1 - A4	DRVMOTR1297	MOTOR,DRIVE,E684,W/BRAKE,LEFT HAND MWD,RIGHT HAND RWD,ANDERSON CONNECTOR,E-1210-005,(ELECTROCRAFT:0684-07-007-1)	1
A1	DRV1070	BRAKE,ASSY,24VDC,10W,(ELECTROCRAFT: 0002-9431)	1
A2	PLSINDV1165	BRUSH CAP,MOTOR,702/670/679/925,(ELECTROCRAFT: 0003-0280)	2
A3	DRVBRSH1018	MOTOR,BRUSH,JAZZY,(RELIANCE: 0002-6970)	2
A4	SCRSHCS1259	SCREW,SHCS,BLACK ZINC,M4-.7 X 10MM	4
*B1 - B8	DRVASMB1908	MOTOR,ASSY,RL GEARBOX,E684,RIGHT HAND MWD,LEFT HAND RWD,32:1 GEAR RATIO,E-1210-004,(ELECTROCRAFT: 0011-5054)	1
**B1 - B8	DRVASMB1907	MOTOR,ASSY,RL GEARBOX,E684,LEFT HAND MWD,RIGHT HAND RWD,32:1 GEAR RATIO,E-1210-003,(ELECTROCRAFT: 0011-5053)	1
B1	INDPART2608	MOTOR COUPLING KEY,E684,(ELECTROCRAFT: 0003-6658-3)	2
B2	INDPART2609	MOTOR COUPLING INSERT,E684,(ELECTROCRAFT: 0003-6659)	1
B3	KEYSTL1015	AXLE KEY,STEEL,6MM X 6MM X 40MM,(ELECTROCRAFT: 1150154006)	1
B4	SCRSHCS1048	SCREW,SHCS,ZINC,M6-1.0 X 20MM	7
*B5	SCRALNH1037	SCREW,SHCS,M6-1.0 X 16MM	3
B6	NUTNYLK1041	NUT,NYLOCK,ZINC,M10-1.25,GRADE 8	1
B7	WASSTND1138	WASHER,FLAT,BLACK ZINC,10.3MM ID X 24MM OD X 3MM TH,SERRATED,B-1005-033	1
*B8	SCRALNH1038	SCREW,SHCS,M6-1.0 X 30MM	3

### Notes :

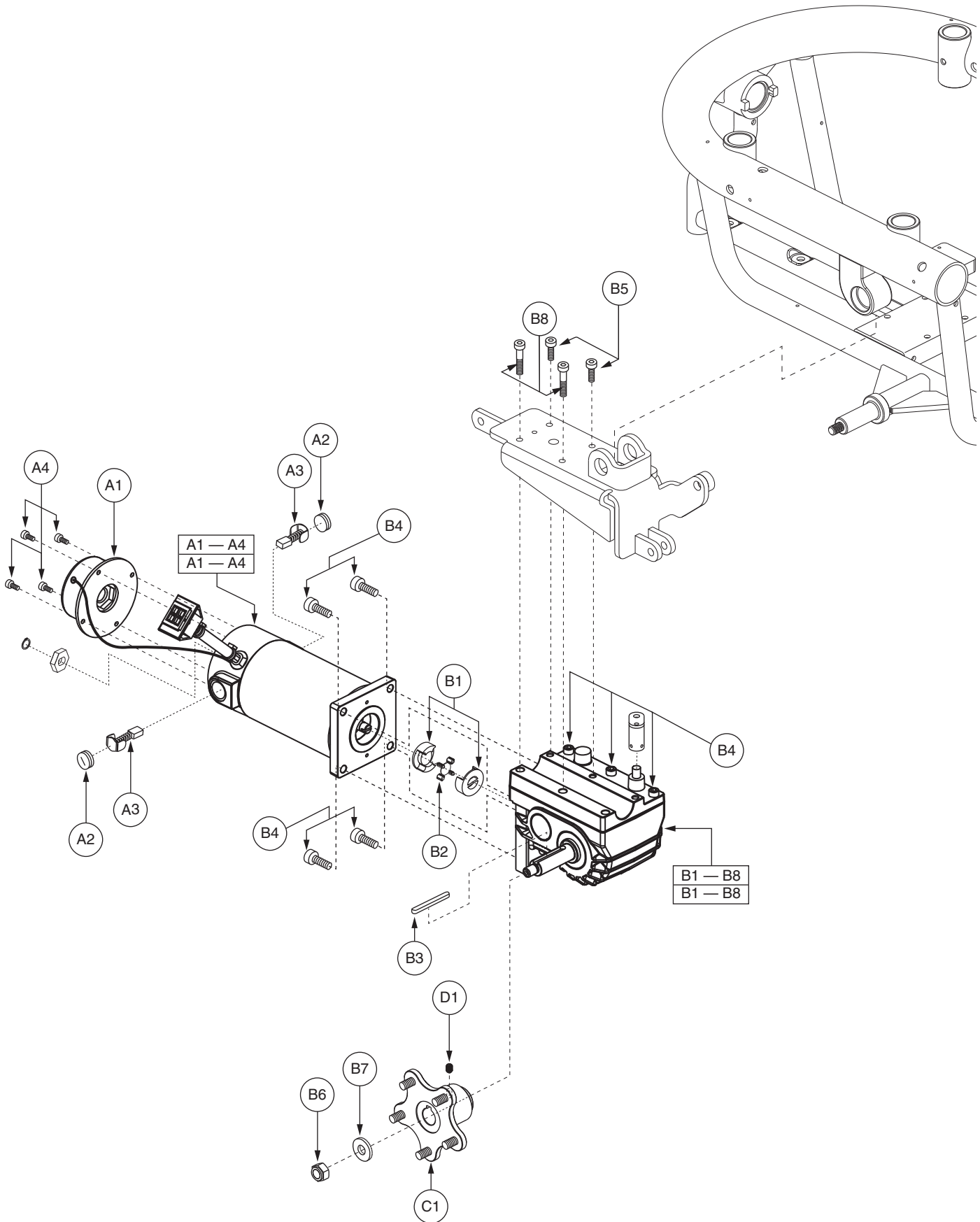
Generation 2. Retrofits all previous generations. When ordering, all top-level assemblies designated with "\*" are for right side assemblies, and all top-level assemblies designated with "\*\*" are for left side assemblies. All parts contained below these assemblies are for both right and left sides.

\*B5 Two used.

\*B8 Two used.

# IV. Motor Assembly — Glide With Hub

Applicable to Serial Number J5709908001S10 and subsequent.



\*Note: Right side shown.

## IV. Motor Assembly — Glide With Hub

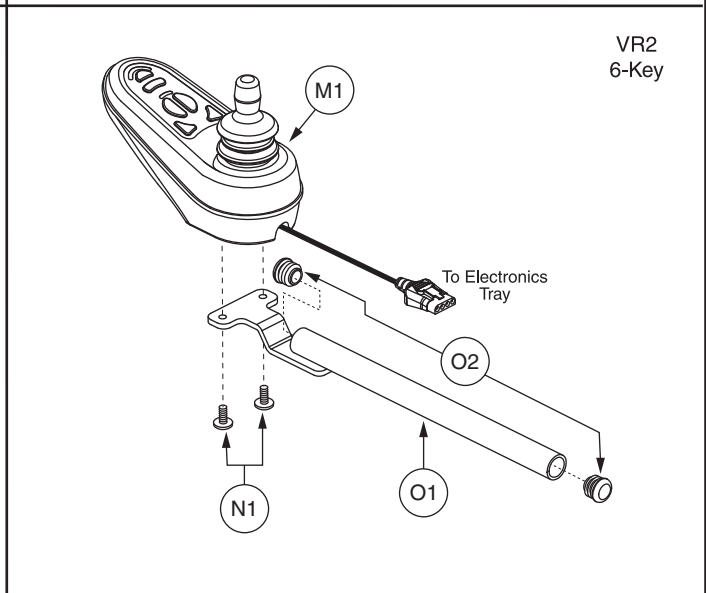
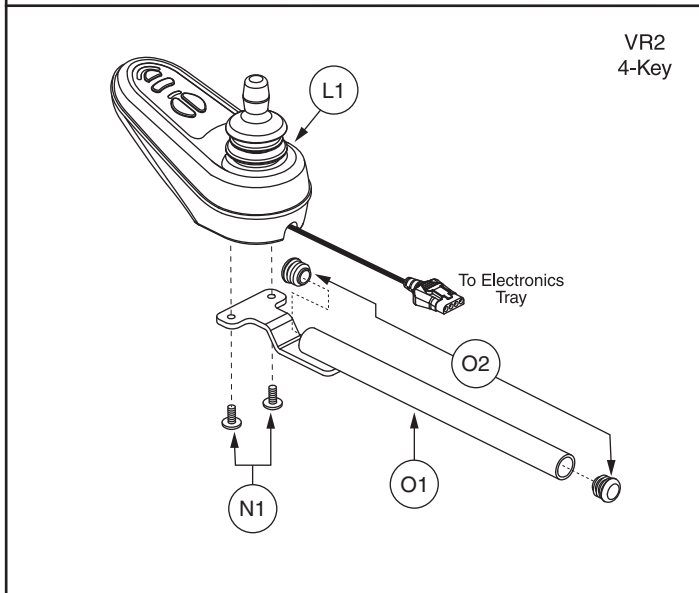
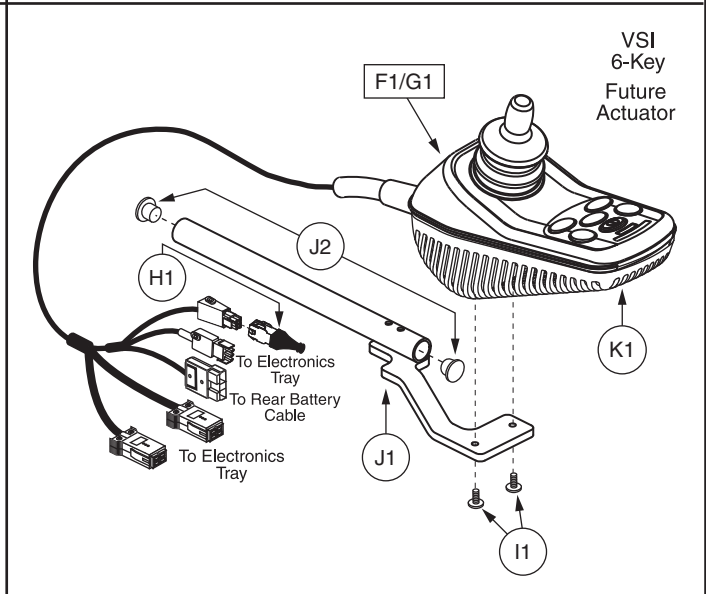
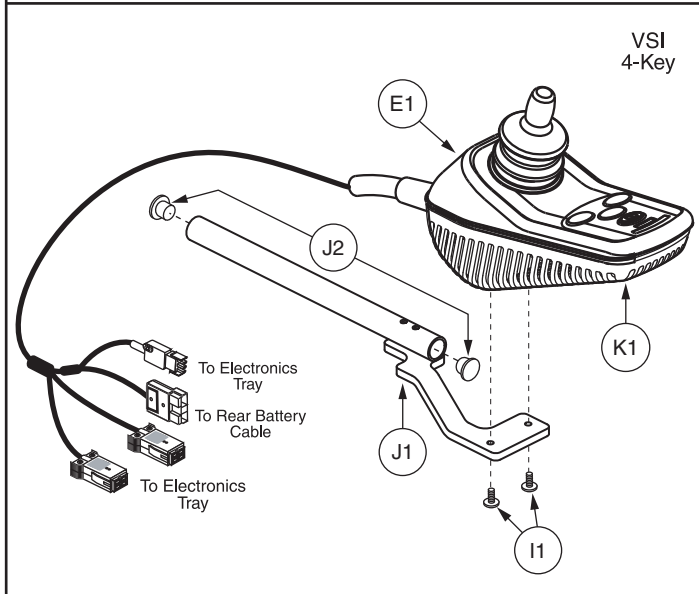
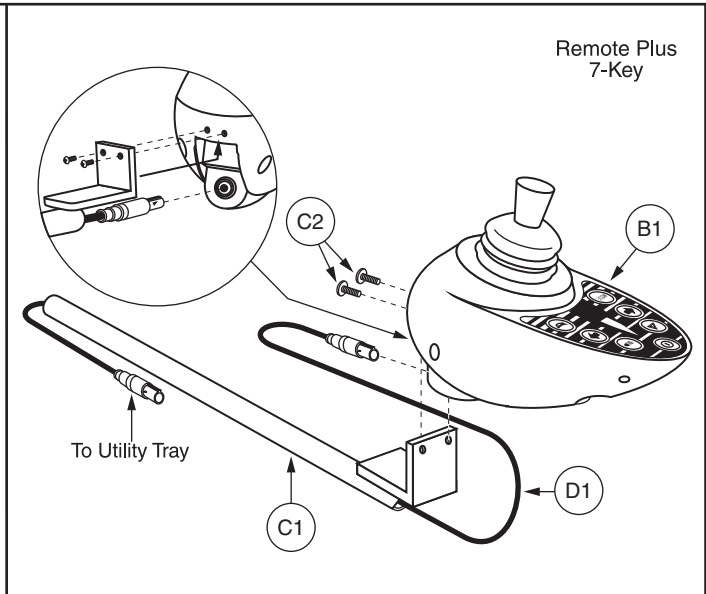
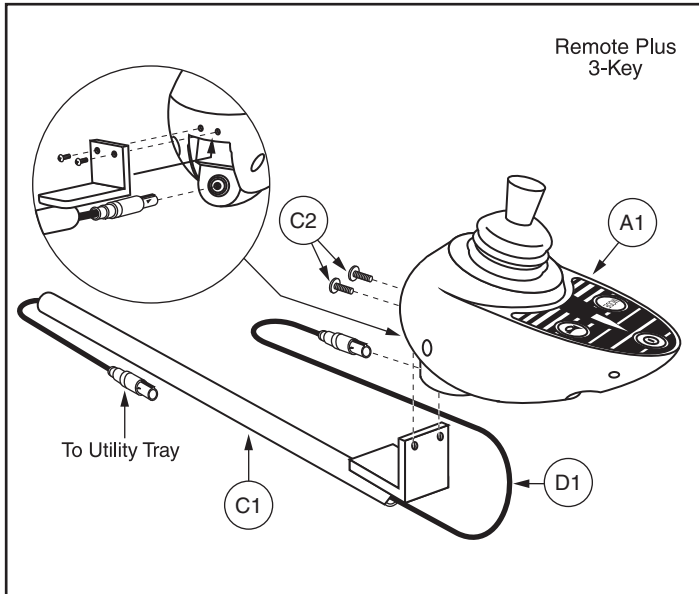
REF #	PART #	DESCRIPTION	QTY
A1 - D1	DRVASMB1997	MOTOR,ASSY,DRIVE,E684 GLIDE,W/HUB,PAIR	1
*A1 - D1	DRVASMB1999	MOTOR,ASSY,DRIVE,E684 GLIDE,W/HUB,RIGHT	1
**A1 - D1	DRVASMB2000	MOTOR,ASSY,DRIVE,E684 GLIDE,W/HUB,LEFT	1
*A1 - B8	DRVASMB1904	MOTOR,ASSY,DRIVE,E684,W/GEARBOX,RIGHT HAND MWD,LEFT HAND RWD,ANDERSON CONNECTOR,E-1210-002,(ELECTROCRAFT: 684-010-008)	1
**A1 - B8	DRVASMB1903	MOTOR,ASSY,DRIVE,E684,W/GEARBOX,LEFT HAND MWD,RIGHT HAND RWD,ANDERSON CONNECTOR,E-1210-001,(ELECTROCRAFT: 684-009-007)	1
*A1 - A4	DRVMOTR1298	MOTOR,DRIVE,E684,W/BRAKE,RIGHT HAND MWD,LEFT HAND RWD,ANDERSON CONNECTOR,E-1210-006,(ELECTROCRAFT:0684-07-008-1)	1
**A1 - A4	DRVMOTR1297	MOTOR,DRIVE,E684,W/BRAKE,LEFT HAND MWD,RIGHT HAND RWD,ANDERSON CONNECTOR,E-1210-005,(ELECTROCRAFT:0684-07-007-1)	1
A1	DRV1070	BRAKE,ASSY,24VDC,10W,(ELECTROCRAFT: 0002-9431)	1
A2	PLSINDV1165	BRUSH CAP,MOTOR,702/670/679/925,(ELECTROCRAFT: 0003-0280)	2
A3	DRVBRSH1018	MOTOR,BRUSH,JAZZY,(RELIANCE: 0002-6970)	2
A4	SCRSHCS1259	SCREW,SHCS,BLACK ZINC,M4-.7 X 10MM	4
*B1 - B8	DRVASMB1908	MOTOR,ASSY,RL GEARBOX,E684,RIGHT HAND MWD,LEFT HAND RWD,32:1 GEAR RATIO,E-1210-004,(ELECTROCRAFT: 0011-5054)	1
**B1 - B8	DRVASMB1907	MOTOR,ASSY,RL GEARBOX,E684,LEFT HAND MWD,RIGHT HAND RWD,32:1 GEAR RATIO,E-1210-003,(ELECTROCRAFT: 0011-5053)	1
B1	INDPART2608	MOTOR COUPLING KEY,E684,(ELECTROCRAFT: 0003-6658-3)	2
B2	INDPART2609	MOTOR COUPLING INSERT,E684,(ELECTROCRAFT: 0003-6659)	1
B3	KEYSTL1015	AXLE KEY,STEEL,6MM X 6MM X 40MM,(ELECTROCRAFT: 1150154006)	1
B4	SCRSHCS1048	SCREW,SHCS,ZINC,M6-1.0 X 20MM	7
*B5	SCRALNH1037	SCREW,SHCS,M6-1.0 X 16MM	3
B6	NUTNYLK1041	NUT,NYLOCK,ZINC,M10-1.25,GRADE 8	1
B7	WASSTND1138	WASHER,FLAT,BLACK ZINC,10.3MM ID X 24MM OD X 3MM TH,SERRATED,B-1005-033	1
*B8	SCRALNH1038	SCREW,SHCS,M6-1.0 X 30MM	3
*C1	WHLASMB1747	WHEEL,ASSY,HUB,W/STUDS,5 SPOKE,B-1203-001	1
D1	SCRSETS1105	SCREW,SET,M6-1.0T X 8MM,CUP POINT,W/NYLON PATCH	1

### Notes :

Applicable to Serial Number J5709908001S10 and subsequent. When ordering, all top-level assemblies designated with “\*” are for right side assemblies, and all top-level assemblies designated with “\*\*” are for left side assemblies. All parts contained behind are for both right and left sides.

\*B5 Two used.

\*B8 Two used.

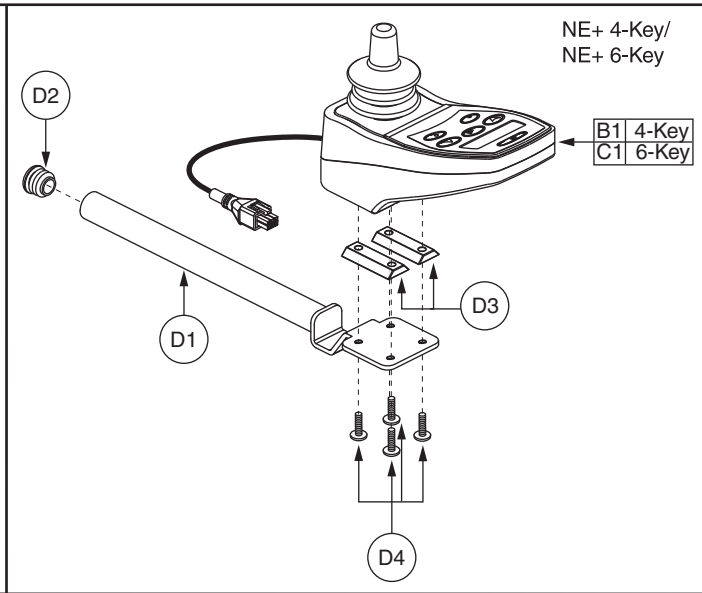
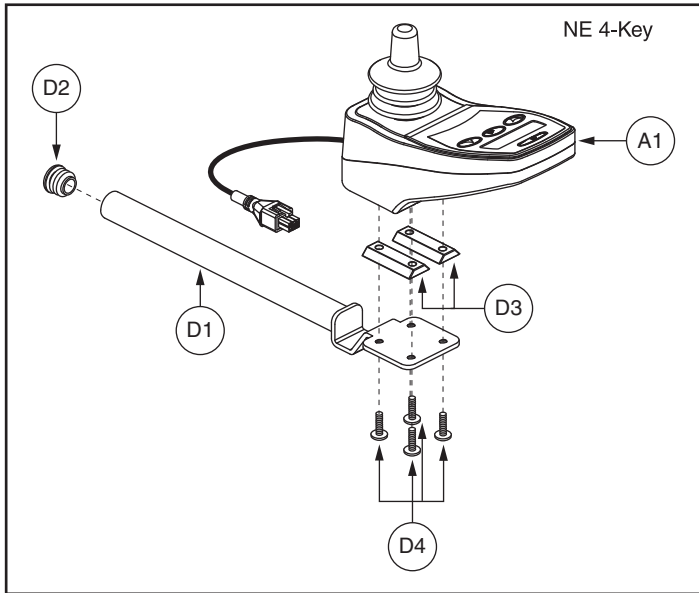


REF #	PART #	DESCRIPTION	QTY
A1	CTLDC1112	CONTROLLER,JOYSTICK MODULE, REMOTE PLUS,3 KEY,SINGLE PROFILE,(P & G: D49671)	1
B1	CTLDC1062	CONTROLLER,JOYSTICK MODULE,ACCESSORY REMOTE PLUS,7 KEY,(LTS+ACT+HORN)	1
C1 — C2	FRMASMB2066	FIXED INLINE JOYSTICK MOUNT,ASSY,REMOTE PLUS	1
C1	DWR1200C103	MOUNTING BRACKET,JOYSTICK WELDMENT,REMOTE PLUS,INLINE,C-1200-103	1
C2	SCRPPH1006	SCREW, PPH,ELMR,8-32 X 1/2",G2	2
D1	HARUSHD2189	ELECTRONIC,HARNESS,1.16 LONG,REDEL CABLE, REMOTE PLUS, JOYSTICK TO TRAY	1
E1	ELEASMB4704	CONTROLLER,VSI,ASSY,4 KEY,70 AMP,W/FLYING LEADS,QUANTUM600,W/UK 4MPH PROGRAM	1
F1	ELEASMB4705	CONTROLLER,VSI,ASSY,6 KEY,70 AMP,1 ACTUATOR,W/FLYING LEADS,QUANTUM600,W/UK 4MPH PROGRAM	1
G1	ELEASMB5276	CONTROLLER,VSI,ASSY,6 KEY,70 AMP,1 ACTUATOR,W/FLYING LEADS,FUTURE ACTUATOR EXPANSION,QUANTUM600,W/UK 4MPH PROGRAM	1
*H1	DWR1010H047	ELECTRONIC,HARNESS,RUN PLUG,VSI,2 ACTUATOR,6-PIN,H-1010-047	1
I1 — I2	FRMASMB4767	JOYSTICK MOUNTING BRACKET,ASSY,VSI CONTROLLER,INLINE-RIGHT,C-1010-193	1
I1	SCRPPH1122	SCREW,PPH,BLACK ZINC,M5-.8 X 18MM	2
J1 — J2	FRMASMB6220	JOYSTICK MOUNTING BRACKET,ASSY,VSI CONTROLLER,INLINE-RIGHT,W/END CAPS,E-1010-280	1
J1	DWR1010D123	MOUNTING BRACKET,JOYSTICK WELDMENT,VSI, INLINE RIGHT,D-1010-123	1
J2	PROECAP1014	CAP,END,BLACK,PLASTIC,0.75" OD,14-20GA,ROUND	2
K1	PLSINDV1164	VSI SHIELD,(P&G: P76630)	1
L1	CTLDC1463	CONTROLLER,JOYSTICK MODULE,4 KEY,VR2,H-1111-015,(P&G: D50677)	1
M1	CTLDC1498	CONTROLLER,JOYSTICK MODULE,6 KEY,VR2,H-1111-063,(P&G: D50680)	1
N1 — O2	FRMASMB9532	JOYSTICK MOUNTING BRACKET,ASSY,GC/VR2 CONTROLLER,INLINE	1
N1	SCRPPH1122	SCREW,PPH,BLACK ZINC,M5-.8 X 18MM	2
O1 — O2	FRMASMB9533	JOYSTICK MOUNTING BRACKET,ASSY,GC/VR2 CONTROLLER,INLINE,W/END CAPS	1
O1	DWR1010D281	MOUNTING BRACKET,JOYSTICK WELDMENT,GC,INLINE,D-1010-281	1
O2	PROECAP1014	CAP,END,BLACK,PLASTIC,19MM OD,FITS 15MM ID TUBING,ROUND,B-9940-014	2

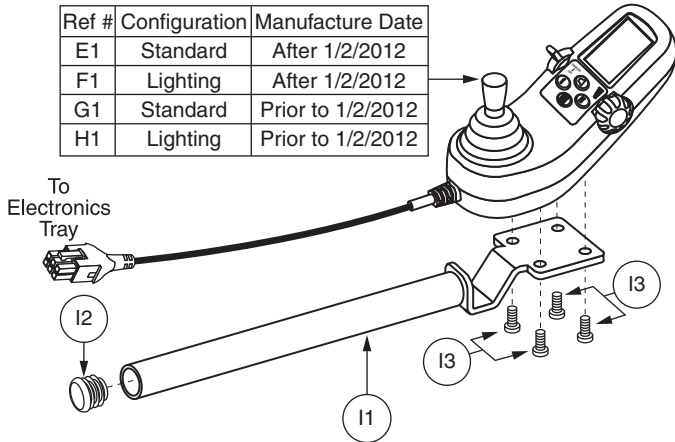
**Notes :**

The Remote Plus controllers are depicted with the same controller bracket, FRMASMB2066. The VSI controllers are depicted with the same controller bracket, FRMASMB4767. The VR2 controllers are depicted with the same controller bracket, FRMASMB9532.

\*H1 Run plug is included with the VSI controller for Future Actuator Expansion only.



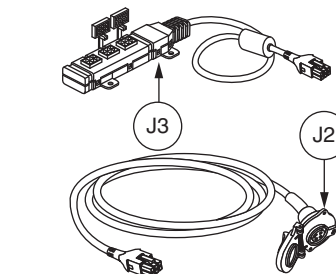
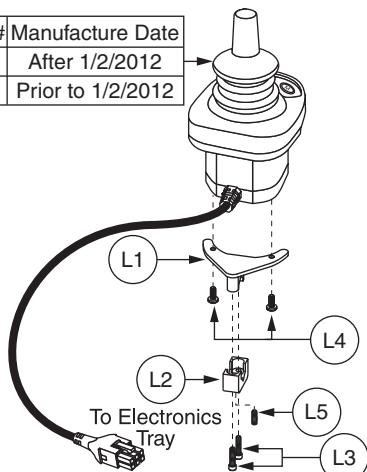
Ref #	Configuration	Manufacture Date
E1	Standard	After 1/2/2012
F1	Lighting	After 1/2/2012
G1	Standard	Prior to 1/2/2012
H1	Lighting	Prior to 1/2/2012



**\*\*\*Q-Logic Joystick Replacement\*\*\***

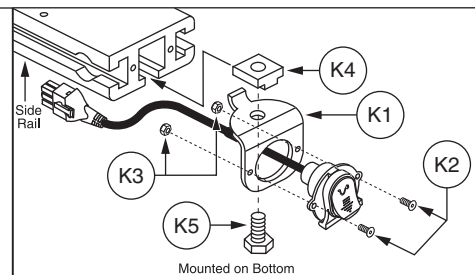
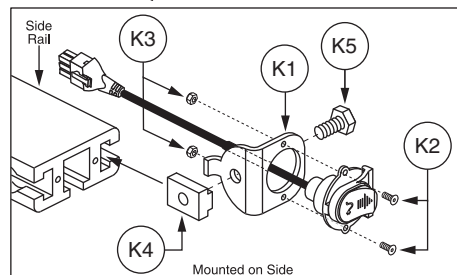
\*\*Please note: Units manufactured prior to January 2, 2012, **REQUIRE** the selection of CTLASMB7110020(G1) for Standard Joystick configurations and CTLASMB7110021(H1) for Lighting Joystick configurations.\*\*

Ref #	Manufacture Date
J1	After 1/2/2012
M1	Prior to 1/2/2012



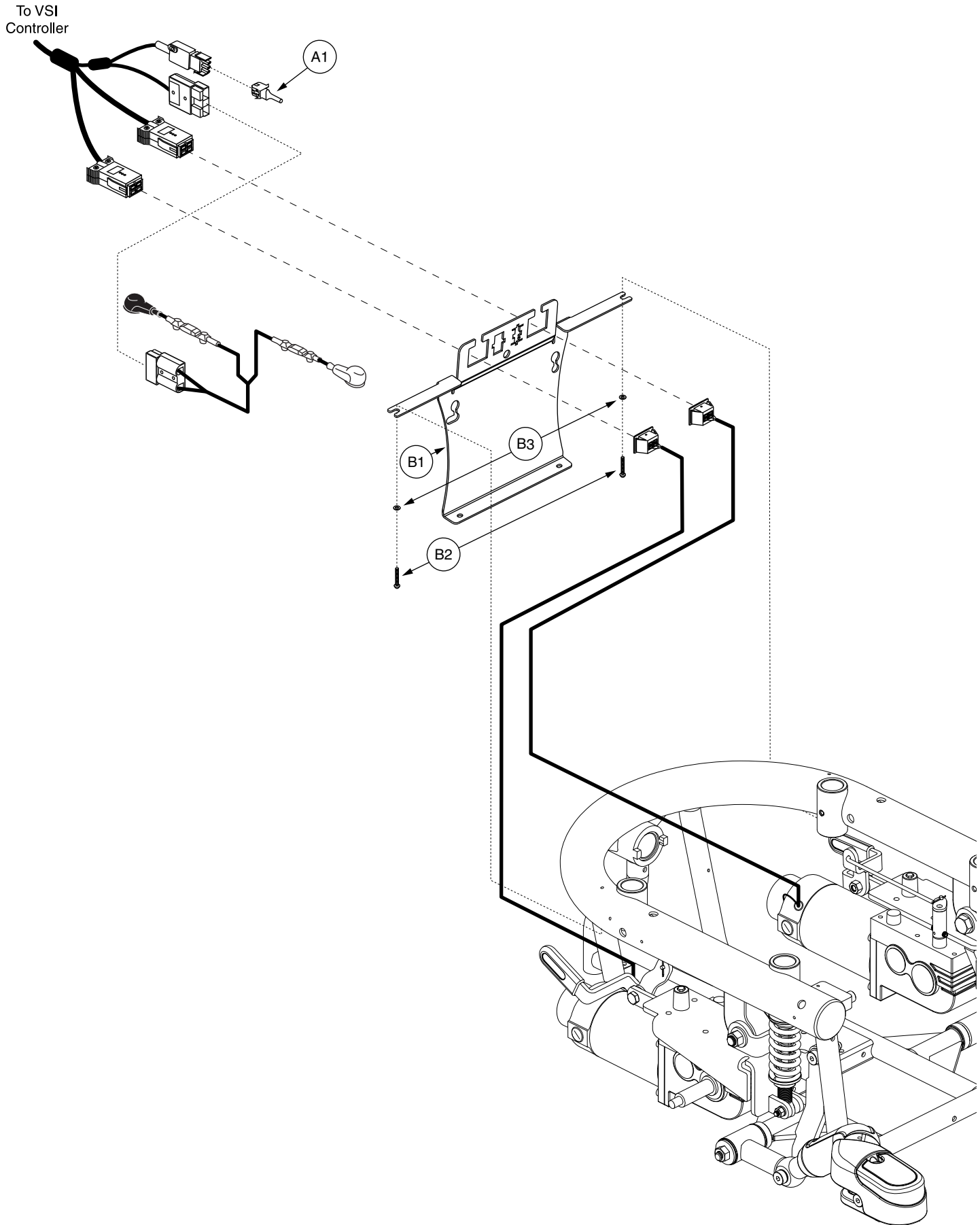
**\*\*\*Q-Logic Stand Alone Joystick Replacement\*\*\***

\*\*Please note: Units manufactured prior to January 2, 2012, **REQUIRE** the selection of CTLASMB7110040(M1).\*\*



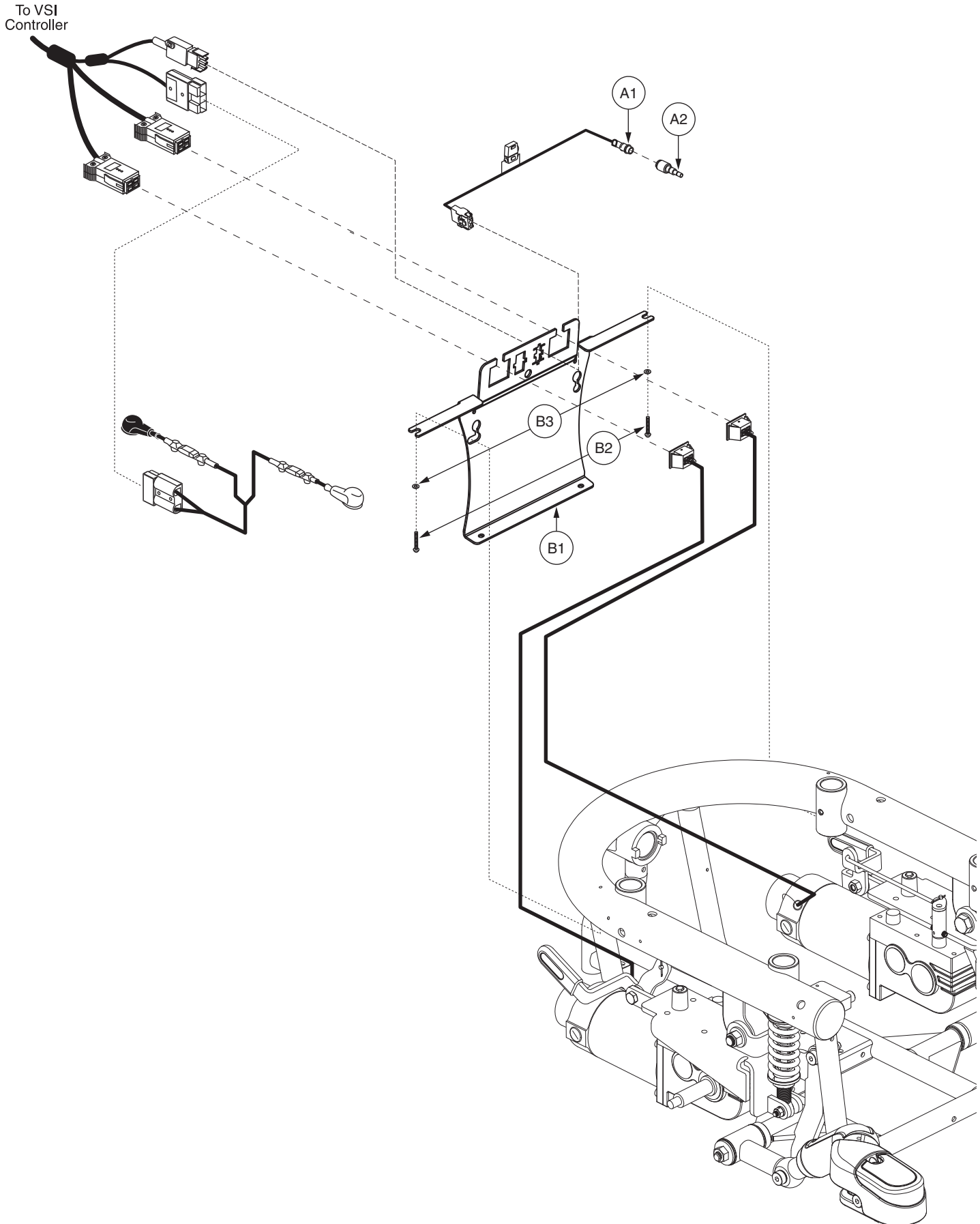
## V. Controller Assembly — Curtis

REF #	PART #	DESCRIPTION	QTY
A1	CTLDC1554	CONTROLLER,JOYSTICK MODULE,CURTIS,NE,4 KEY,H-1111-263,(CURTIS: 378692019)	1
B1	CTLDC1559	CONTROLLER,JOYSTICK MODULE,CURTIS NE PLUS,4 KEY,SWITCH JACKS,H-1111-267,(CURTIS: 17904700)	1
C1	CTLDC1560	CONTROLLER,JOYSTICK MODULE,CURTIS NE PLUS,6 KEY,SWITCH JACKS AND ACTUATORS,H-1111-268,(CURTIS: 17905700)	1
<b>D1 - D4</b>	<b>FRMASMB12744</b>	<b>JOYSTICK MOUNTING BRACKET,ASSY,NE/NE PLUS CONTROLLER,INLINE</b>	<b>1</b>
D1	DWR1010D317	MOUNTING BRACKET,CURTIS CONTROLLER,INLINE,D-1010-317	1
D2	PROECAP1014	CAP,END,BLACK,PLASTIC,19MM OD,FITS 15MM ID TUBING,ROUND,B-9940-014	1
D3	DWR1111C002	SPACER,CURTIS NE/NE PLUS MOUNT BRACKET,C-1111-002	2
D4	SCRSHFH1053	SCREW,SHFH,BLACK ZINC,M5-.8 X 20MM	4
E1	CTLDC1467	CONTROLLER,JOYSTICK MODULE,Q-LOGIC,CURTIS,4 KEY,W/LCD COLOR DISPLAY,H-1111-022,(CURTIS: 17856700)	1
F1	CTLDC1468	CONTROLLER,JOYSTICK MODULE,Q-LOGIC,CURTIS,4 KEY,LIGHTS,W/LCD COLOR DISPLAY,H-1111-023,(CURTIS: 17867700)	1
G1	CTLASMB7110020	CONTROLLER,JOYSTICK MODULE,Q-LOGIC (FW 1.38),CURTIS,4 KEY,W/LCD COLOR DISPLAY	1
H1	CTLASMB7110021	CONTROLLER,JOYSTICK MODULE,Q-LOGIC (FW 1.38),CURTIS,4 KEY,LIGHTS,W/LCD COLOR DISPLAY	1
<b>I1 - I3</b>	<b>FRMASMB10617</b>	<b>JOYSTICK MOUNTING BRACKET,ASSY,CURTIS CONTROLLER,INLINE</b>	<b>1</b>
I1	DWR1010D317	MOUNTING BRACKET,CURTIS CONTROLLER,INLINE,D-1010-317	1
I2	PROECAP1014	CAP,END,BLACK,PLASTIC,19MM OD,FITS 15MM ID TUBING,ROUND,B-9940-014	1
I3	SCRSHFH1015	SCREW,SHFH,BLACK ZINC,M5-.8 X 12MM,GRADE 10.9	4
<b>J1 - K5</b>	<b>ELEASMB5205</b>	<b>CONTROLLER,ASSY,CURTIS,STAND ALONE JOYSTICK/ATTENDANT CONTROL</b>	<b>1</b>
J1	CTLDC1469	CONTROLLER,STAND ALONE JOYSTICK,Q-LOGIC,CURTIS,H-1111-024,(CURTIS: 17859700)	1
J2	DWR1111H051	HARNESS,CHARGER/PROGRAMMER,1.0 METER,H-1111-051,(CURTIS: 17880700)	1
J3	DWR1111H053	HARNESS,MULTIPLIER BOX,0.3 METER,H-1111-053,(CURTIS: 17869700)	1
<b>K1 - K5</b>	<b>FRMASMB11156</b>	<b>MOUNTING BRACKET,ASSY,STAND ALONE JOYSTICK,SIDE RAIL MOUNT,C-1360-163</b>	<b>1</b>
K1	DWR1360C162	MOUNTING BRACKET,STAND ALONE JOYSTICK,SIDE RAIL MOUNT,C-1360-162	1
K2	SCRSHFH1114	SCREW,SHFH,BLACK ZINC,4-40 X 0.50"	2
K3	NUTNYLK1009	NUT,NYLOCK,BLACK ZINC,4-40	2
K4	DWR1360A004	T-NUT,5/16-18 X 0.875",A-1360-004	1
K5	SCRHHCS1301	SCREW,HHCS,BLACK ZINC,5/16-18 X 0.50",GRADE 8,W/NYLON PATCH	1
<b>L1 - L5</b>	<b>FRMASMB10454</b>	<b>JOYSTICK MOUNTING BRACKET,ASSY,CURTIS STAND ALONE JOYSTICK,MIDLINE,C-1010-263</b>	<b>1</b>
L1	DWR1010C258	MOUNTING BRACKET WELDMENT,CURTIS STAND ALONE JOYSTICK,MIDLINE,C-1010-258	1
L2	DWR1000B332	MOUNTING BRACKET,TOP CLAMP,RJM MOUNT BRACKET,B-1000-332	1
L3	SCRSHCS1171	SCREW,SHCS,BLACK ZINC,6-32 X 0.625"	2
L4	SCRPPH1165	SCREW,PPH,BLACK ZINC,M4-.7 X 8MM,P-TYPE	2
L5	SCRSETS1078	SCREW,SET,BLACK ZINC,10-32 X 0.250",W/NYLON PATCH	1
M1	CTLASMB7110040	CONTROLLER,STAND ALONE JOYSTICK (FW 1.36),Q-LOGIC	1

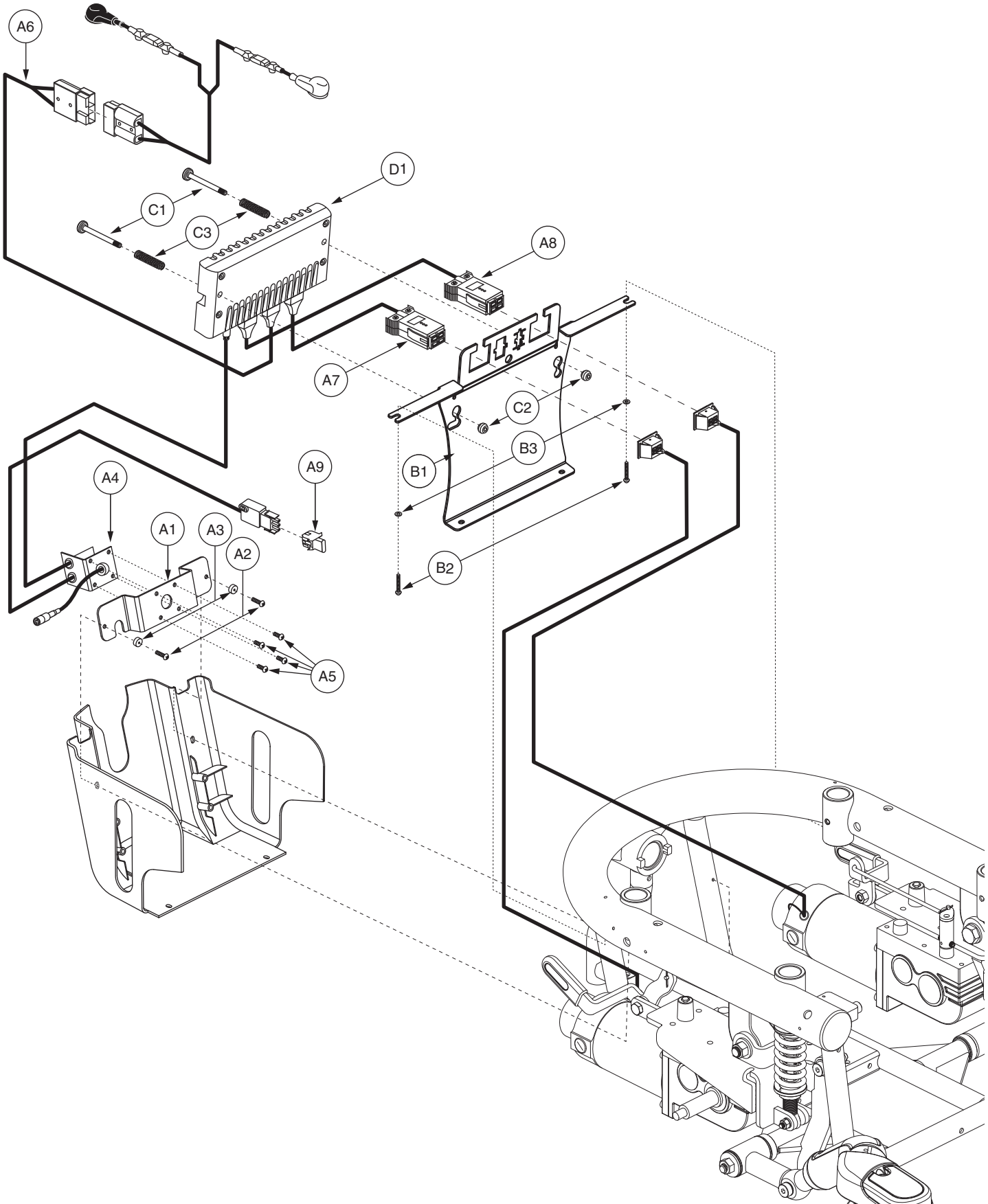


## VI. Electronics Tray Assembly — VSI

REF #	PART #	DESCRIPTION	QTY
<b>A1 - B3</b>	<b>ELEASMB4512</b>	<b>ELECTRONIC,ASSY,VSI,JAZZY600,OFFBOARD CHARGER</b>	<b>1</b>
A1	HARUSHD2080	ELECTRONIC,HARNESS,3 PIN,RUN PLUG,FEMALE,H-1200-071	1
<b>B1 - B3</b>	<b>FRMASMB8064</b>	<b>MOUNTING BRACKET,ASSY,POWER MODULE W/HARDWARE,JAZZY600</b>	<b>1</b>
B1	DWR1056E018	POWER MODULE MOUNTING BRACKET,E-1056-018	1
B2	SCRPPH1050	SCREW,PPH,BLACK ZINC,M4-.7 X 10MM	2
B3	WASMETR1042	WASHER,FLAT,BLACK ZINC,4.3MM ID X 12MM OD X 1MM TH,METRIC,GB96-4	2

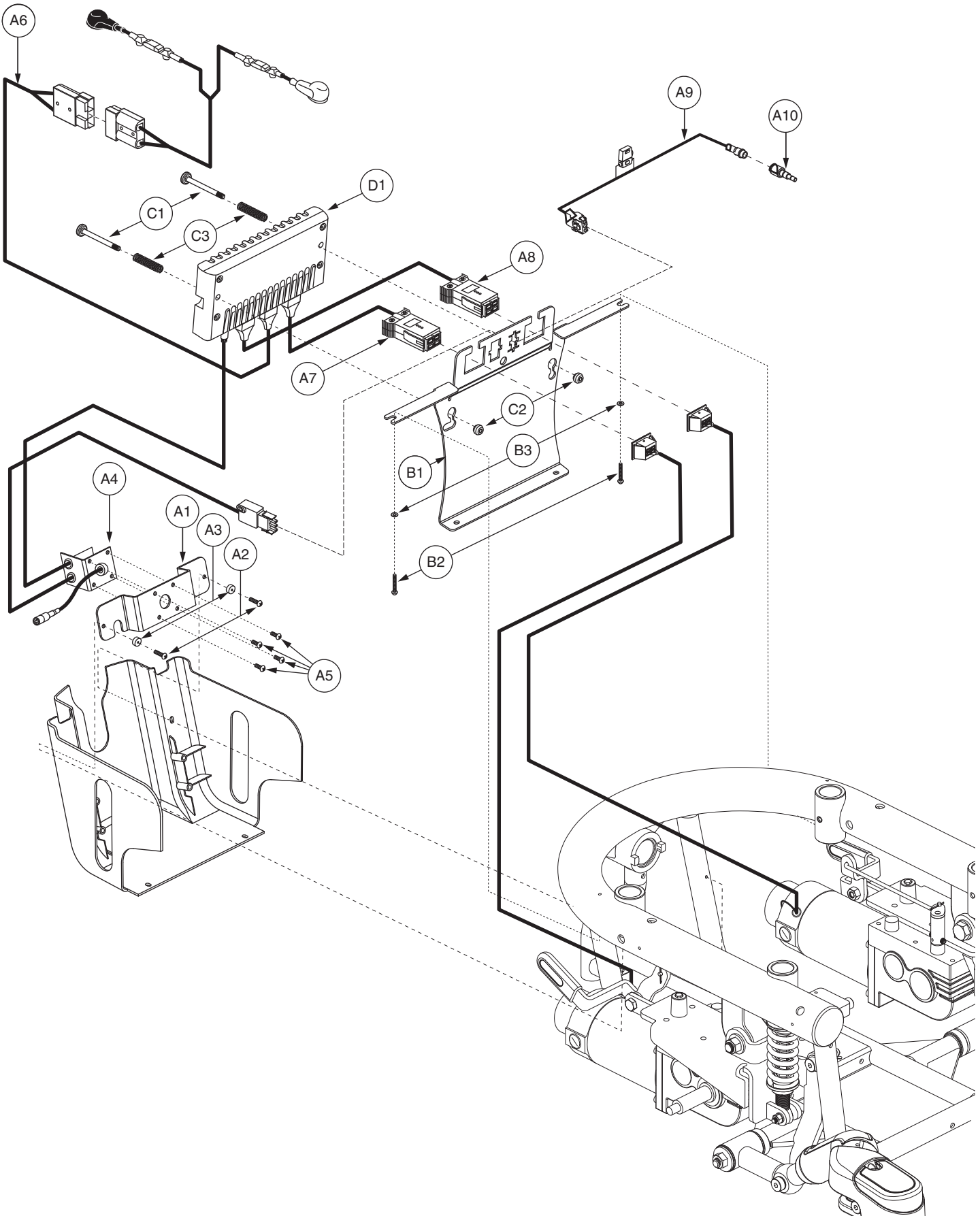


REF #	PART #	DESCRIPTION	QTY
<b>A1 - B3</b>	<b>ELEASMB4514</b>	<b>ELECTRONIC,ASSY,VSI,JAZZY600,OFFBOARD CHARGER,QUANTUM</b>	<b>1</b>
A1	DWR1116H034	ELECTRONIC,HARNESS,POWER TAKE OFF(PTO)/INHIBIT,VSI,H-1116-034	1
A2	DWR1361H038	ELECTRONIC,HARNESS,RUN PLUG,SURE SEAL,SYNERGY TILT,H-1361-038	1
<b>B1 - B3</b>	<b>FRMASMB8064</b>	<b>MOUNTING BRACKET,ASSY,POWER MODULE W/HARDWARE,JAZZY600</b>	<b>1</b>
B1	DWR1056E018	POWER MODULE MOUNTING BRACKET,E-1056-018	1
B2	SCRPPH1050	SCREW,PPH,BLACK ZINC,M4-.7 X 10MM	2
B3	WASMETR1042	WASHER,FLAT,BLACK ZINC,4.3MM ID X 12MM OD X 1MM TH,METRIC,GB96-4	2



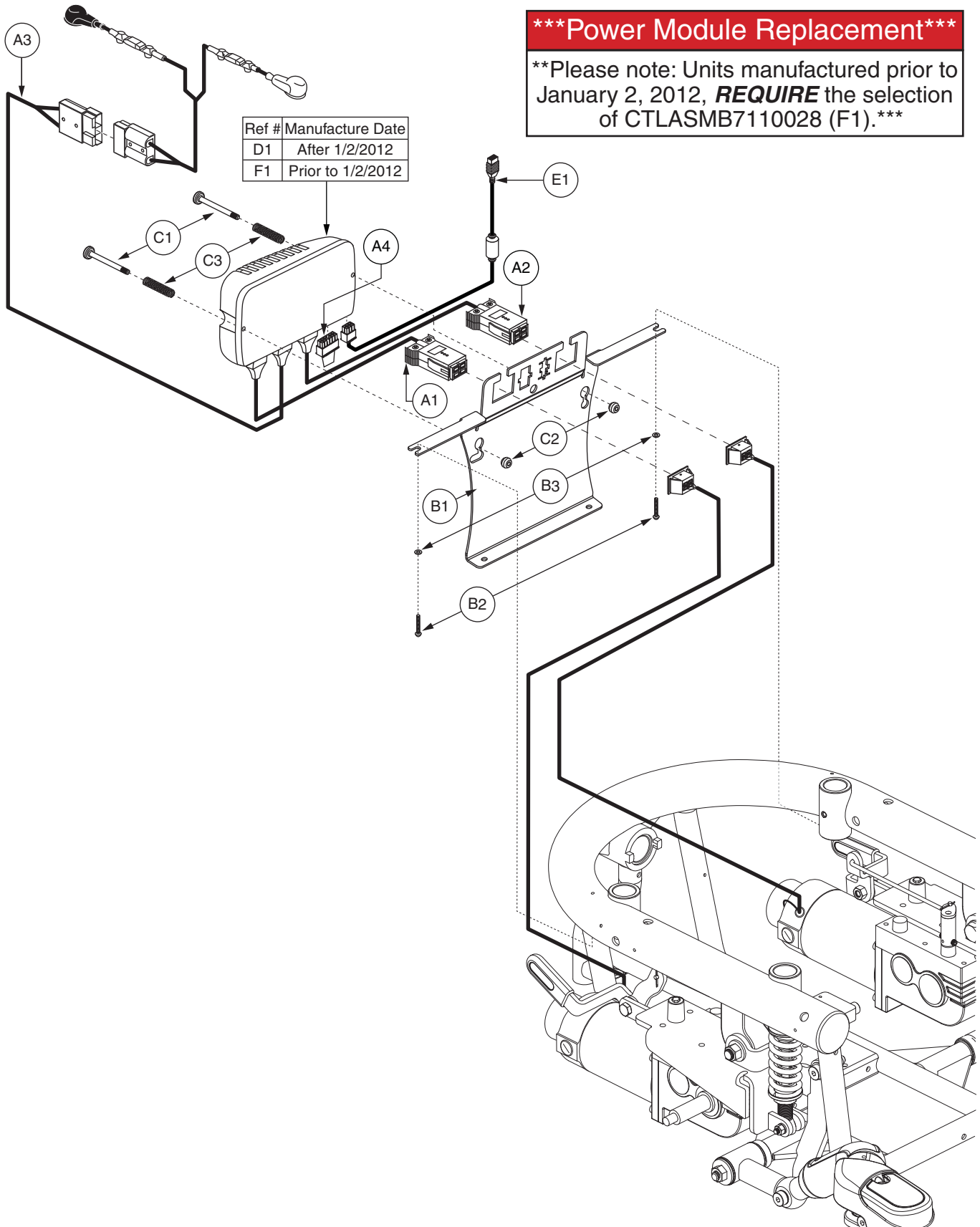
## VI. Electronics Tray Assembly — Remote Plus

REF #	PART #	DESCRIPTION	QTY
<b>A1 - D1</b>	<b>ELEASMB4706</b>	<b>ELECTRONIC,ASSY,REMOTE PLUS,QUANTUM600,OFFBOARD CHARGER,W/UK 4MPH PROGRAM</b>	<b>1</b>
A1	DWR1054C021	POWER INTERFACE MOUNTING BRACKET,REMOTE PLUS,C-1054-021	1
A2	SCRPPH1163	SCREW,PPH,BLACK ZINC,M4-.7 X 10MM	2
A3	DWR1054A011	SPACER,BLACK,NYLON,4MM ID X 12.7MM OD X 8MM TH,A-1054-011	2
A4	DWR1010H051	ELECTRONIC,HARNESS,POWER INTERFACE/CHARGER CABLE, REMOTE PLUS, RIGHT,H-1010-051,(P&G: D00007)	1
A5	SCRPPH1032	SCREW,PPH-THREAD CUTTING,BLACK ZINC,6-32 X 0.375",TYPE F	4
A6	DWR1054H007	ELECTRONIC,HARNESS,POWER CABLE,REMOTE PLUS,H-1054-007	1
A7	HARUSHD2219	ELECTRONIC,HARNESS,REMOTE PLUS,MOTOR,1113,RIGHT	1
A8	HARUSHD2218	ELECTRONIC,HARNESS,REMOTE PLUS,MOTOR,1113,LEFT	1
A9	HARUSHD2080	ELECTRONIC,HARNESS,3 PIN,RUN PLUG,FEMALE,H-1200-071	1
<b>B1 - B3</b>	<b>FRMASMB8064</b>	<b>MOUNTING BRACKET,ASSY,POWER MODULE W/HARDWARE,JAZZY600</b>	<b>1</b>
B1	DWR1056E018	POWER MODULE MOUNTING BRACKET,E-1056-018	1
B2	SCRPPH1050	SCREW,PPH,BLACK ZINC,M4-.7 X 10MM	2
B3	WASMETR1042	WASHER,FLAT,BLACK ZINC,4.3MM ID X 12MM OD X 1MM TH,METRIC,GB96-4	2
<b>C1 - C3</b>	<b>HDWASMB1057</b>	<b>QUICK RELEASE BUTTON,ASSY,REMOTE PLUS POWER MODULE,JAZZYULTRA</b>	<b>1</b>
C1	DWR1054B040	POWER MODULE SCREW,ZINC,M5-.8 X 55MM,B-1054-040	2
C2	DWR1054A012	POWER MODULE BUTTON,ZINC,M5-.8 TAP THRU X 12MM OD,A-1054-012	2
C3	DWR1054B041	SPRING,COMPRESSION,BRIGHT ZINC,1.50" FL X 0.30" OD X 0.038" WIRE DIA X RATE:13.5LBS/IN,MUSIC WIRE,B-1054-041,(MCMaster CARR:9434K62)	2
D1	ELEASMB4708	CONTROLLER,ASSY,REMOTE PLUS,70 AMP,QUANTUM600,W/UK 4MPH PROGRAM	1



# VI. Electronics Tray Assembly — Remote Plus, Quantum Ready

REF #	PART #	DESCRIPTION	QTY
<b>A1 - D1</b>	<b>ELEASMB4707</b>	<b>ELECTRONIC,ASSY,REMOTE PLUS,QUANTUM600,OFFBOARD CHARGER,W/UK 4MPH PROGRAM,QUANTUM</b>	<b>1</b>
A1	DWR1054C021	POWER INTERFACE MOUNTING BRACKET,REMOTE PLUS,C-1054-021	1
A2	SCRPPH1163	SCREW,PPH,BLACK ZINC,M4-.7 X 10MM	2
A3	DWR1054A011	SPACER,BLACK,NYLON,4MM ID X 12.7MM OD X 8MM TH,A-1054-011	2
A4	DWR1010H051	ELECTRONIC,HARNESS,POWER INTERFACE/CHARGER CABLE, REMOTE PLUS, RIGHT,H-1010-051,(P&G: D00007)	1
A5	SCRPPH1032	SCREW,PPH-THREAD CUTTING,BLACK ZINC,6-32 X 0.375",TYPE F	4
A6	DWR1054H007	ELECTRONIC,HARNESS,POWER CABLE,REMOTE PLUS,H-1054-007	1
A7	HARUSHD2219	ELECTRONIC,HARNESS,REMOTE PLUS,MOTOR,1113,RIGHT	1
A8	HARUSHD2218	ELECTRONIC,HARNESS,REMOTE PLUS,MOTOR,1113,LEFT	1
A9	DWR1116H034	ELECTRONIC,HARNESS,POWER TAKE OFF(PTO)/INHIBIT,VSI,H-1116-034	1
A10	DWR1361H038	ELECTRONIC,HARNESS,RUN PLUG,SURE SEAL,SYNERGY TILT,H-1361-038	1
<b>B1 - B3</b>	<b>FRMASMB8064</b>	<b>MOUNTING BRACKET,ASSY,POWER MODULE W/HARDWARE,JAZZY600</b>	<b>1</b>
B1	DWR1056E018	POWER MODULE MOUNTING BRACKET,E-1056-018	1
B2	SCRPPH1050	SCREW,PPH,BLACK ZINC,M4-.7 X 10MM	2
B3	WASMETR1042	WASHER,FLAT,BLACK ZINC,4.3MM ID X 12MM OD X 1MM TH,METRIC,GB96-4	2
<b>C1 - C3</b>	<b>HDWASMB1057</b>	<b>QUICK RELEASE BUTTON,ASSY,REMOTE PLUS POWER MODULE,JAZZYULTRA</b>	<b>1</b>
C1	DWR1054B040	POWER MODULE SCREW,ZINC,M5-.8 X 55MM,B-1054-040	2
C2	DWR1054A012	POWER MODULE BUTTON,ZINC,M5-.8 TAP THRU X 12MM OD,A-1054-012	2
C3	DWR1054B041	SPRING,COMPRESSION,BRIGHT ZINC,1.50" FL X 0.30" OD X 0.038" WIRE DIA X RATE:13.5LBS/IN,MUSIC WIRE,B-1054-041,(MCMaster CARR:9434K62)	2
D1	ELEASMB4708	CONTROLLER,ASSY,REMOTE PLUS,70 AMP,QUANTUM600,W/UK 4MPH PROGRAM	1

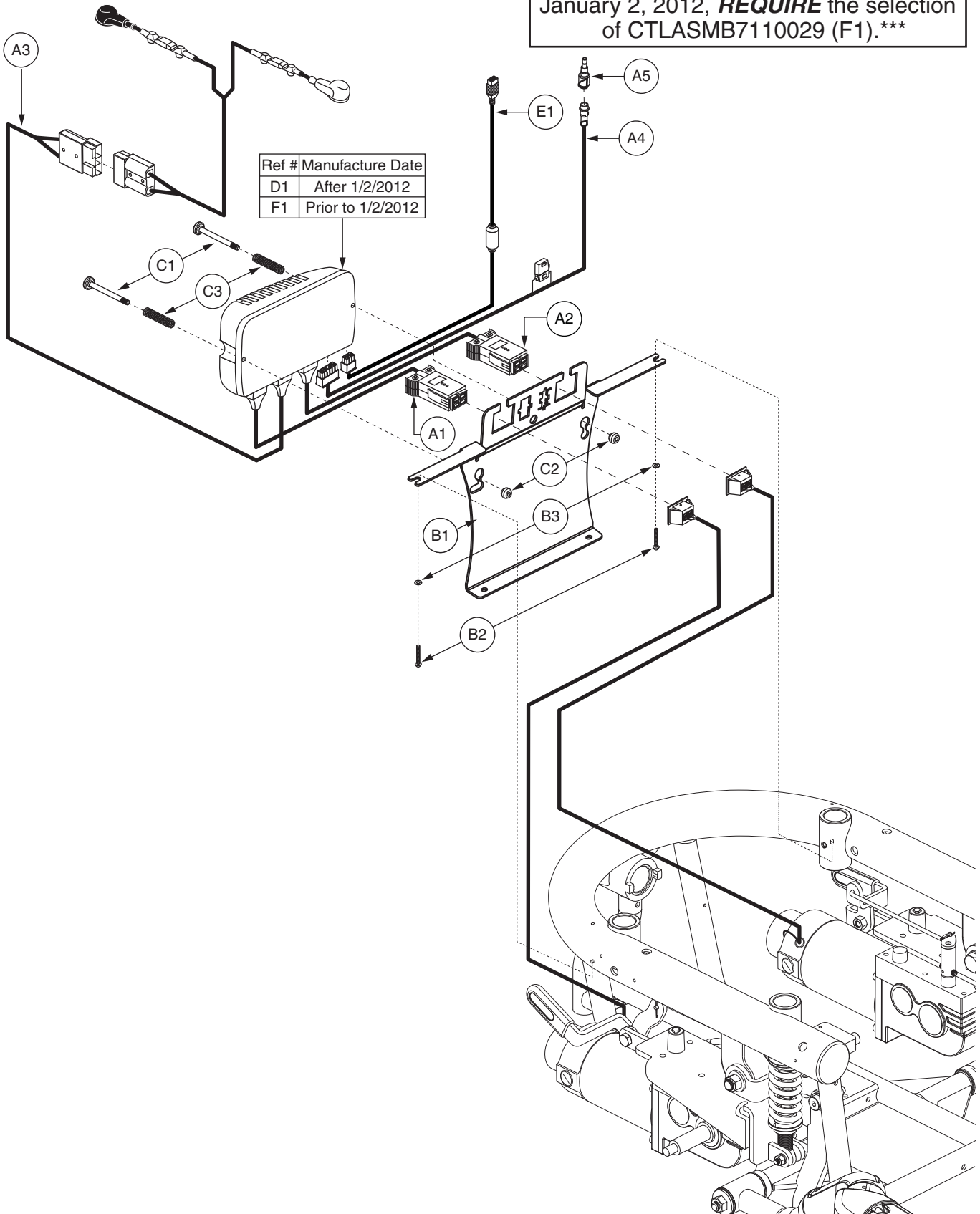


## VI. Electronics Tray Assembly — Q-Logic

REF #	PART #	DESCRIPTION	QTY
<b>A1 - D1</b>	<b>ELEASMB5218</b>	<b>ELECTRONIC,ASSY,Q-LOGIC,CURTIS,GLIDE MOTORS,QUANTUM600,OFFBOARD CHARGER,W/UK 4MPH PROGRAM</b>	<b>1</b>
A1	DWR1056H029	ELECTRONIC,HARNESS, MOTOR CONTROLLER,Q-LOGIC,CURTIS,JAZZY600/QUANTUM600,RIGHT,H-1056-029	1
A2	DWR1056H028	ELECTRONIC,HARNESS, MOTOR CONTROLLER,Q-LOGIC,CURTIS,JAZZY600/QUANTUM600,LEFT,H-1056-028	1
A3	DWR1056H027	ELECTRONIC,HARNESS,POWER CABLE,Q-LOGIC,CURTIS,JAZZY600/QUANTUM600,H-1056-027	1
A4	DWR1265H027	ELECTRONIC,HARNESS,RUN PLUG,Q-LOGIC,H-1265-027	1
<b>B1 - B3</b>	<b>FRMASMB8064</b>	<b>MOUNTING BRACKET,ASSY,POWER MODULE W/HARDWARE,JAZZY600</b>	<b>1</b>
B1	DWR1056E018	POWER MODULE MOUNTING BRACKET,E-1056-018	1
B2	SCRPPH1050	SCREW,PPH,BLACK ZINC,M4-.7 X 10MM	2
B3	WASMETR1042	WASHER,FLAT,BLACK ZINC,4.3MM ID X 12MM OD X 1MM TH,METRIC,GB96-4	2
<b>C1 - C3</b>	<b>HDWASMB1059</b>	<b>QUICK RELEASE BUTTON,ASSY,POWER MODULE,B-1116-054</b>	<b>2</b>
C1	DWR1056B023	POWER MODULE BUTTON SCREW, B1056-023	1
C2	DWR1056B033	POWER MODULE BUTTON, B1056-033	1
C3	DWR1054B041	SPRING,COMPRESSION,BRIGHT ZINC,1.50" FL X 0.30" OD X 0.038" WIRE DIA X RATE:13.5LBS/IN,MUSIC WIRE, B1054-041,(MCMaster CARR:9434K62)	1
D1	ELEASMB5217	CONTROLLER,Q-LOGIC,CURTIS,ASSY,70 AMP,W/QUANTUM600 UK PROGRAM	1
E1	DWR1111H065	ELECTRONIC,HARNESS,BUS EXTENSION CABLE,CURTIS,0.410 METER,MALE/FEMALE,H-1111-065,(CURTIS: 17881303)	1
F1	CTLASMB7110028	CONTROLLER,Q-LOGIC (FW 2.73),CURTIS,ASSY,70 AMP,W/QUANTUM600 UK PROGRAM	1

**\*\*\*Power Module Replacement\*\*\***

\*\*Please note: Units manufactured prior to January 2, 2012, **REQUIRE** the selection of CTLASMB7110029 (F1).\*\*\*

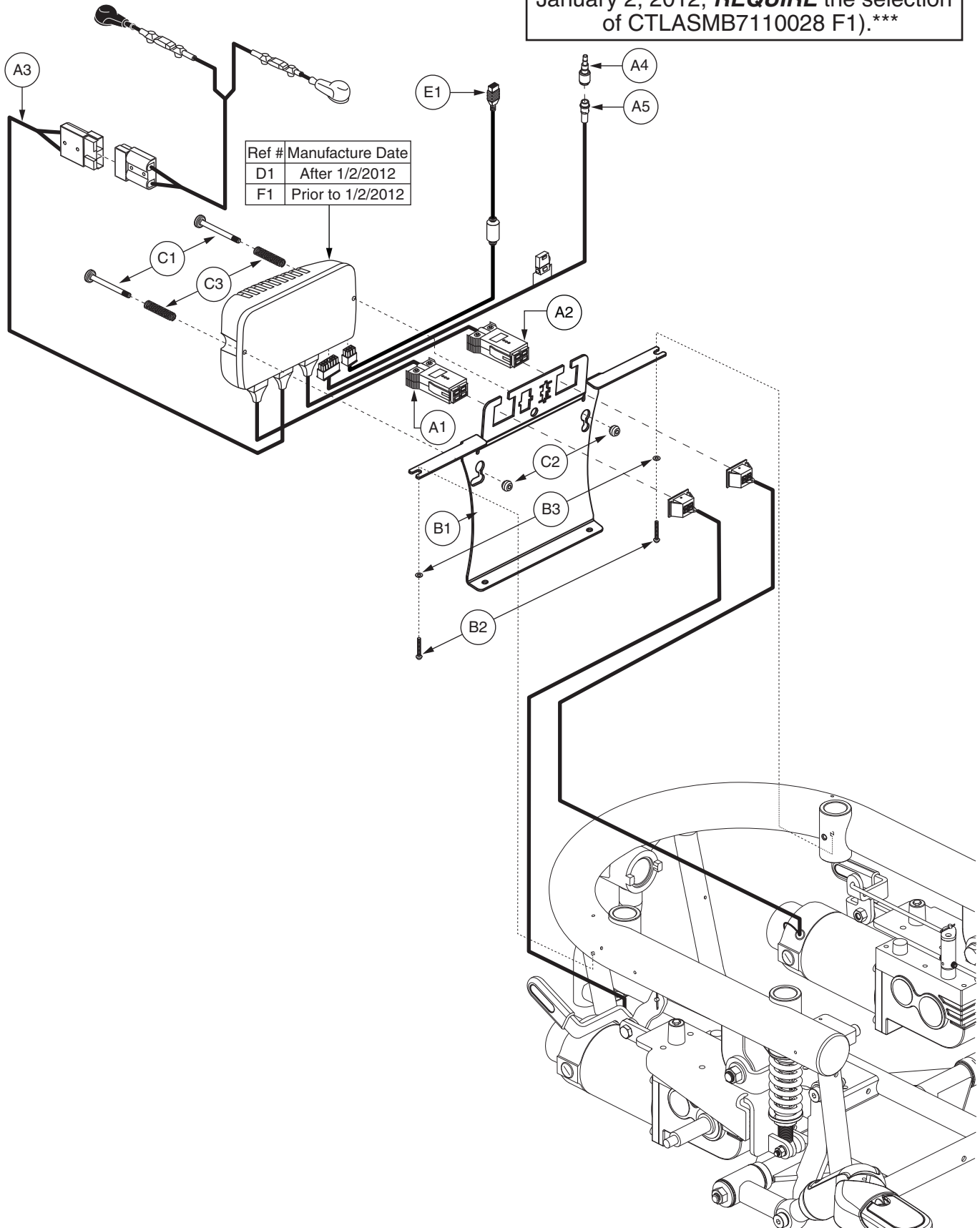


# VI. Electronics Tray Assembly — Q-Logic, Quantum Ready

REF #	PART #	DESCRIPTION	QTY
<b>A1 - D1</b>	<b>ELEASMB5219</b>	<b>ELECTRONIC,ASSY,Q-LOGIC,CURTIS,GLIDE MOTORS,QUANTUM600,OFFBOARD CHARGER,W/UK 4MPH PROGRAM,QUANTUM</b>	<b>1</b>
A1	DWR1056H029	ELECTRONIC,HARNESS, MOTOR CONTROLLER,Q-LOGIC,CURTIS,JAZZY600/QUANTUM600,RIGHT,H-1056-029	1
A2	DWR1056H028	ELECTRONIC,HARNESS, MOTOR CONTROLLER,Q-LOGIC,CURTIS,JAZZY600/QUANTUM600,LEFT,H-1056-028	1
A3	DWR1056H027	ELECTRONIC,HARNESS,POWER CABLE,Q-LOGIC,CURTIS,JAZZY600/QUANTUM600,H-1056-027	1
A4	DWR1265H021	ELECTRONIC,HARNESS,POWER TAKE OFF(PTO)/INHIBIT,CURTIS,H-1265-021	1
A5	DWR1361H038	ELECTRONIC,HARNESS,RUN PLUG,SURE SEAL,SYNERGY TILT,H-1361-038	1
<b>B1 - B3</b>	<b>FRMASMB8064</b>	<b>MOUNTING BRACKET,ASSY,POWER MODULE W/HARDWARE,JAZZY600</b>	<b>1</b>
B1	DWR1056E018	POWER MODULE MOUNTING BRACKET,E-1056-018	1
B2	SCRPPH1050	SCREW,PPH,BLACK ZINC,M4-.7 X 10MM	2
B3	WASMETR1042	WASHER,FLAT,BLACK ZINC,4.3MM ID X 12MM OD X 1MM TH,METRIC,GB96-4	2
<b>C1 - C3</b>	<b>HDWASMB1059</b>	<b>QUICK RELEASE BUTTON,ASSY,POWER MODULE,B-1116-054</b>	<b>2</b>
C1	DWR1056B023	POWER MODULE BUTTON SCREW, B1056-023	1
C2	DWR1056B033	POWER MODULE BUTTON,B-1056-033	1
C3	DWR1054B041	SPRING,COMPRESSION,BRIGHT ZINC,1.50" FL X 0.30" OD X 0.038" WIRE DIA X RATE:13.5LBS/IN,MUSIC WIRE, B1054-041,(MCMaster CARR:9434K62)	1
D1	ELEASMB5289	CONTROLLER,Q-LOGIC,CURTIS,ASSY,70 AMP,W/QUANTUM600 UK PROGRAM,QUANTUM	1
E1	DWR1111H065	ELECTRONIC,HARNESS,BUS EXTENSION CABLE,CURTIS,0.410 METER,MALE/FEMALE,H-1111-065,(CURTIS: 17881303)	1
F1	CTLASMB7110029	CONTROLLER,Q-LOGIC (FW 2.73),CURTIS,ASSY,70 AMP,W/QUANTUM600 UK PROGRAM,QUANTUM	1

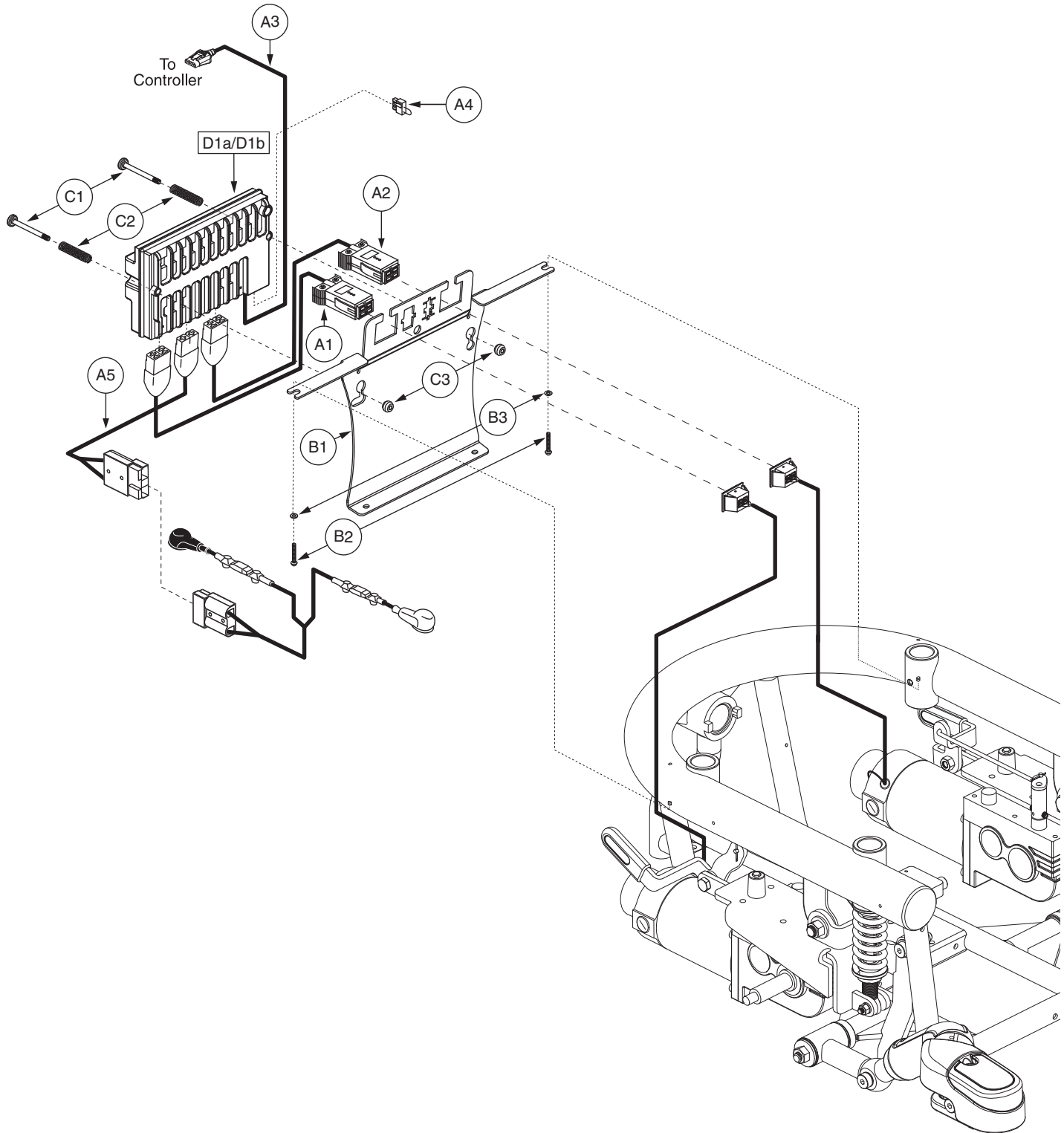
**\*\*\*Power Module Replacement\*\*\***

\*\*Please note: Units manufactured prior to January 2, 2012, **REQUIRE** the selection of CTLASMB7110028 F1).\*\*



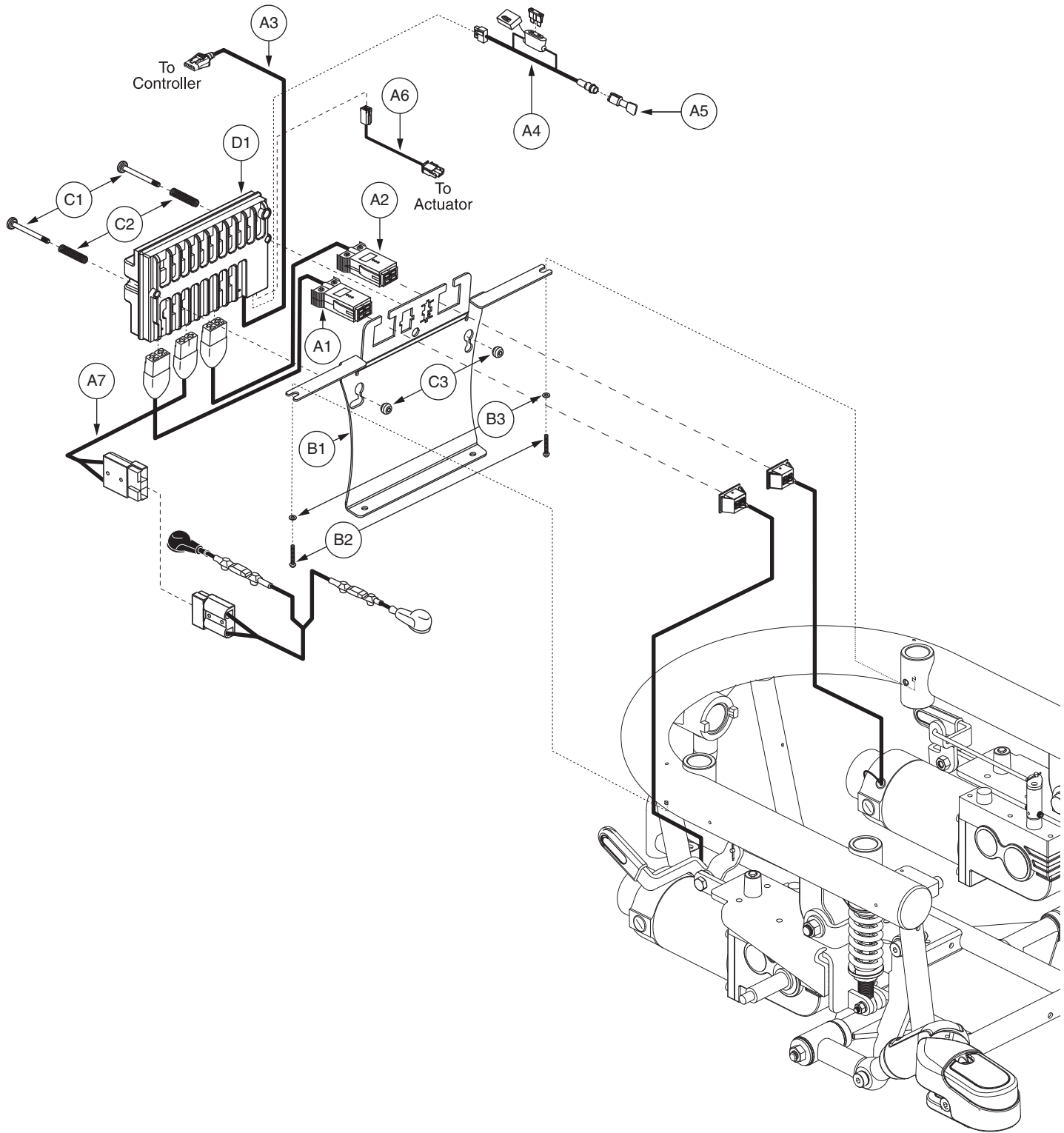
## VI. Electronics Tray Assembly — Q-Logic, Tilt Thru Toggle

REF #	PART #	DESCRIPTION	QTY
<b>A1 - D1</b>	<b>ELEASMB5740</b>	<b>ELECTRONIC,ASSY,Q-LOGIC,CURTIS,GLIDE MOTORS,QUANTUM600,OFFBOARD CHARGER,W/UK 4MPH PROGRAM,TILT THRU TOGGLE</b>	<b>1</b>
A1	DWR1056H029	ELECTRONIC,HARNESS, MOTOR CONTROLLER,Q-LOGIC,CURTIS,JAZZY600/QUANTUM600,RIGHT,H-1056-029	1
A2	DWR1056H028	ELECTRONIC,HARNESS, MOTOR CONTROLLER,Q-LOGIC,CURTIS,JAZZY600/QUANTUM600,LEFT,H-1056-028	1
A3	DWR1056H027	ELECTRONIC,HARNESS,POWER CABLE,Q-LOGIC,CURTIS,JAZZY600/QUANTUM600,H-1056-027	1
A4	DWR1265H021	ELECTRONIC,HARNESS,POWER TAKE OFF(PTO)/INHIBIT,CURTIS,H-1265-021	1
A5	DWR1361H038	ELECTRONIC,HARNESS,RUN PLUG,SURE SEAL,SYNERGY TILT,H-1361-038	1
<b>B1 - B3</b>	<b>FRMASMB8064</b>	<b>MOUNTING BRACKET,ASSY,POWER MODULE W/HARDWARE,JAZZY600</b>	<b>1</b>
B1	DWR1056E018	POWER MODULE MOUNTING BRACKET,E-1056-018	1
B2	SCRPPH1050	SCREW,PPH,BLACK ZINC,M4-.7 X 10MM	2
B3	WASMETR1042	WASHER,FLAT,BLACK ZINC,4.3MM ID X 12MM OD X 1MM TH,METRIC,GB96-4	2
<b>C1 - C3</b>	<b>HDWASMB1059</b>	<b>QUICK RELEASE BUTTON,ASSY,POWER MODULE,B-1116-054</b>	<b>2</b>
C1	DWR1056B023	POWER MODULE BUTTON SCREW, B1056-023	1
C2	DWR1056B033	POWER MODULE BUTTON, B1056-033	1
C3	DWR1054B041	SPRING,COMPRESSION,BRIGHT ZINC,1.50" FL X 0.30" OD X 0.038" WIRE DIA X RATE:13.5LBS/IN,MUSIC WIRE, B1054-041,(MCMaster CARR:9434K62)	1
D1	ELEASMB5217	CONTROLLER,Q-LOGIC,CURTIS,ASSY,70 AMP,W/QUANTUM600 UK PROGRAM	1
E1	DWR1111H065	ELECTRONIC,HARNESS,BUS EXTENSION CABLE,CURTIS,0.410 METER,MALE/FEMALE,H-1111-065,(CURTIS: 17881303)	1
F1	CTLASMB7110028	CONTROLLER,Q-LOGIC (FW 2.73),CURTIS,ASSY,70 AMP,W/QUANTUM600 UK PROGRAM	1



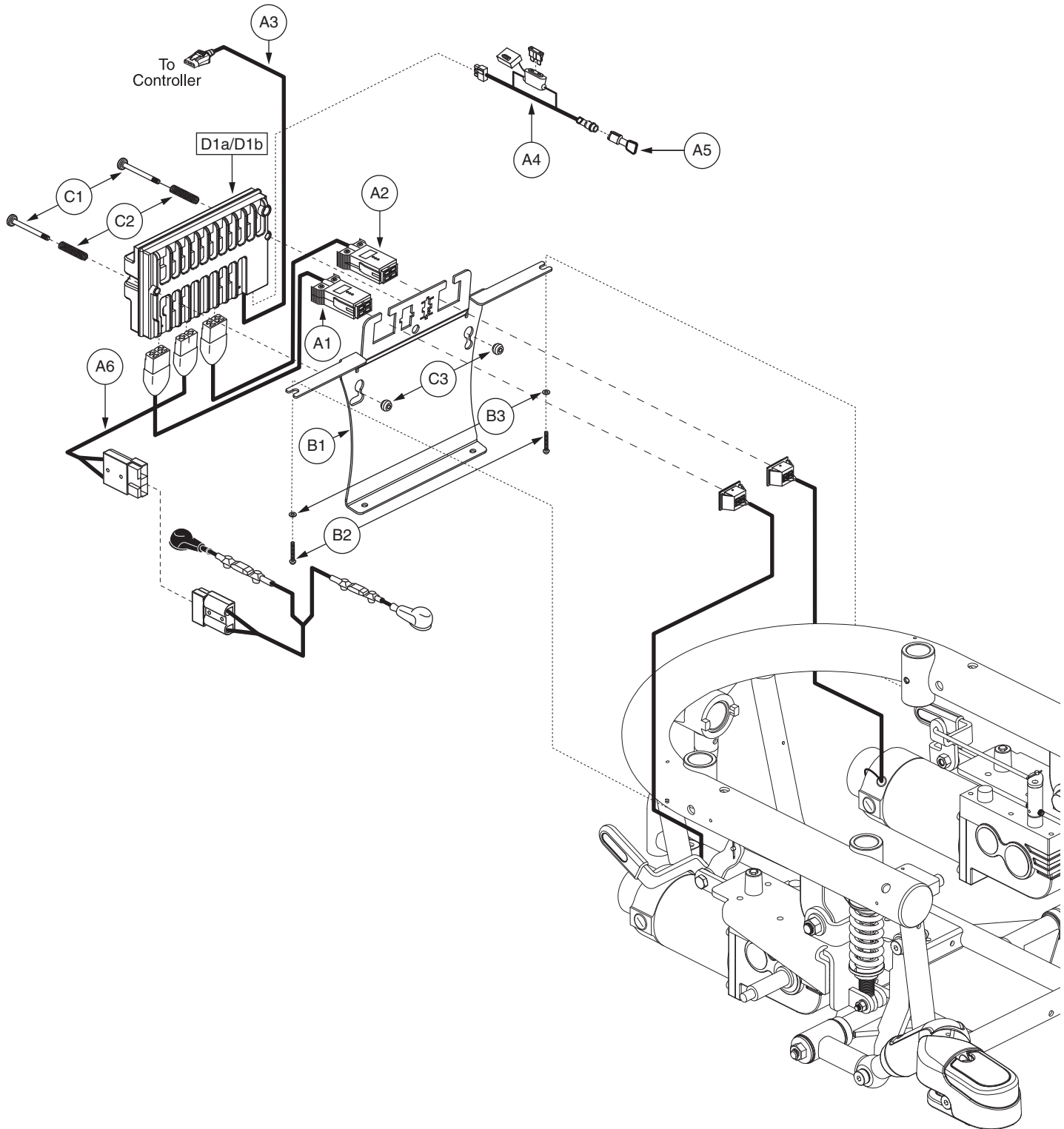
## VI. Electronics Tray Assembly — VR2

REF #	PART #	DESCRIPTION	QTY
<b>A1 - D1</b>	<b>ELEASMB5859</b>	<b>ELECTRONIC,ASSY,VR2,GLIDE MOTORS,QUANTUM600,OFFBOARD CHARGER</b>	<b>1</b>
A1	DWR1056H025	ELECTRONIC,HARNESS,MOTOR,RIGHT,VR2/GC,H-1056-025	1
A2	DWR1056H024	ELECTRONIC,HARNESS,MOTOR,LEFT,VR2/GC,H-1056-024	1
A3	DWR1010H128	ELECTRONIC,HARNESS,VR2 EXTENSION CABLE,H-1010-128,(P&G: SA77974)	1
A4	DWR1116H054	ELECTRONIC,HARNESS,RUN PLUG,VR2,H-1116-054	1
A5	DWR1056H023	ELECTRONIC,HARNESS,POWER CABLE,VR2,JET3ULTRA/600 SERIES,H-1056-023	1
<b>B1 - B3</b>	<b>FRMASMB8064</b>	<b>MOUNTING BRACKET,ASSY,POWER MODULE W/HARDWARE,JAZZY600</b>	<b>1</b>
B1	DWR1056E018	POWER MODULE MOUNTING BRACKET,E-1056-018	1
B2	SCRPPH1050	SCREW,PPH,BLACK ZINC,M4-.7 X 10MM	2
B3	WASMETR1042	WASHER,FLAT,BLACK ZINC,4.3MM ID X 12MM OD X 1MM TH,METRIC,GB96-4	2
<b>C1 - C3</b>	<b>HDWASMB1057</b>	<b>QUICK RELEASE BUTTON,ASSY,REMOTE PLUS POWER MODULE,JAZZYULTRA</b>	<b>1</b>
C1	DWR1054B040	POWER MODULE SCREW,ZINC,M5-.8 X 55MM,B-1054-040	2
C2	DWR1054B041	SPRING,COMPRESSION,BRIGHT ZINC,1.50" FL X 0.30" OD X 0.038" WIRE DIA X RATE:13.5LBS/IN,MUSIC WIRE,B-1054-041,(MCMaster CARR:9434K62)	2
C3	DWR1054A012	POWER MODULE BUTTON,ZINC,M5-.8 TAP THRU X 12MM OD,A-1054-012	2
D1	ELEASMB5866	CONTROLLER,VR2,ASSY,70 AMP,W/QUANTUM600 GLIDE PROGRAM	1



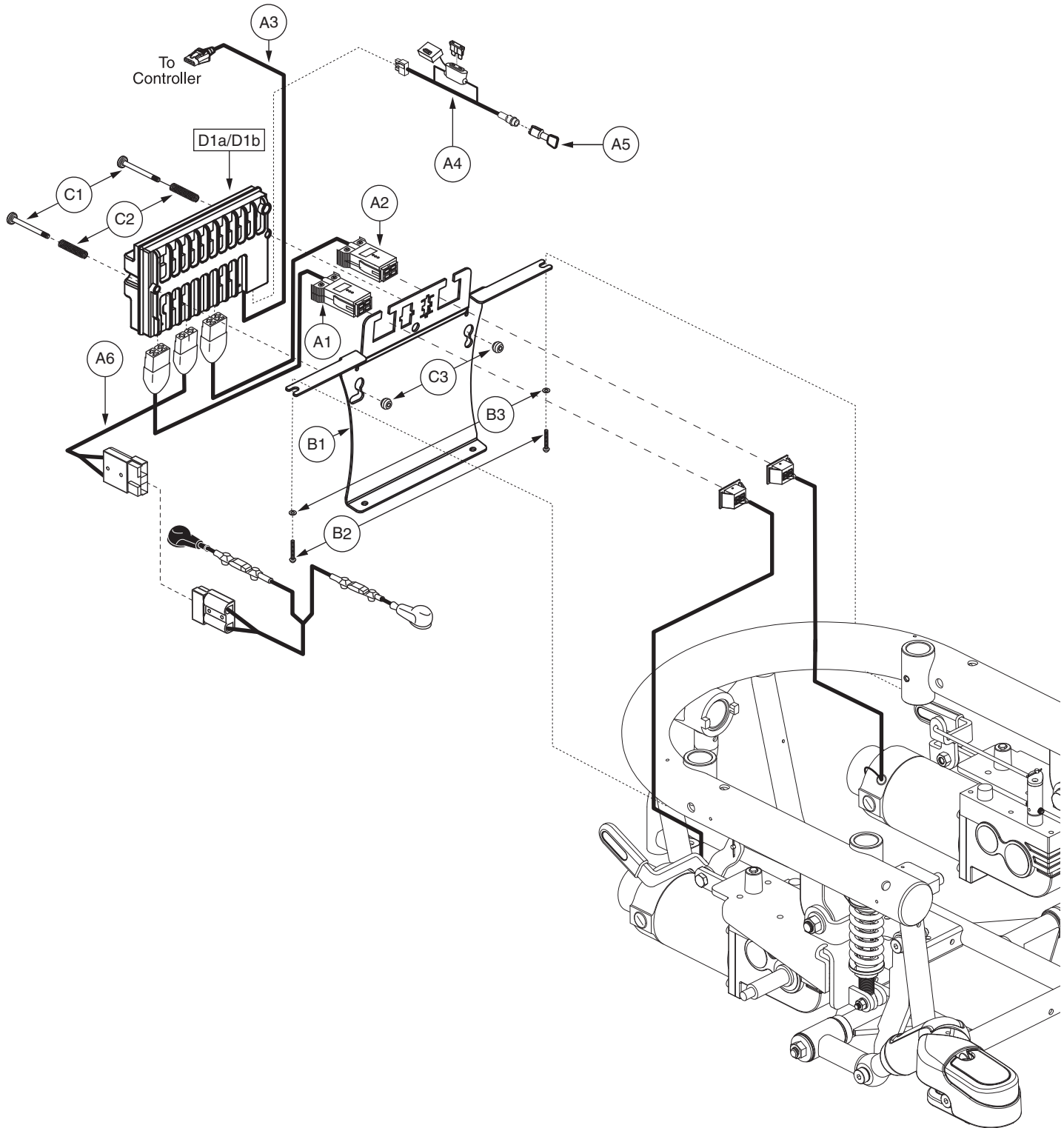
## VI. Electronics Tray Assembly — VR2, Tilt Thru Joystick

REF #	PART #	DESCRIPTION	QTY
<b>A1 - D1</b>	<b>ELEASMB5863</b>	<b>ELECTRONIC,ASSY,VR2,GLIDE MOTORS,QUANTUM600,OFFBOARD CHARGER,TILT THRU JOYSTICK</b>	<b>1</b>
A1	DWR1056H025	ELECTRONIC,HARNESS,MOTOR,RIGHT,VR2/GC,H-1056-025	1
A2	DWR1056H024	ELECTRONIC,HARNESS,MOTOR,LEFT,VR2/GC,H-1056-024	1
A3	DWR1010H128	ELECTRONIC,HARNESS,VR2 EXTENSION CABLE,H-1010-128,(P&G: SA77974)	1
A4	DWR1265H030	ELECTRONIC,HARNESS,POWER TAKE OFF(PTO)/INHIBIT,VR2,H-1265-030	1
A5	DWR1361H038	ELECTRONIC,HARNESS,RUN PLUG,SURE SEAL,SYNERGY TILT,H-1361-038	1
A6	DWR1361H076	ELECTRONIC,HARNESS,TRU-BALANCE 2 POWER TILT/RECLINE ACTUATOR,VR2,H-1361-076	1
A7	DWR1056H023	ELECTRONIC,HARNESS,POWER CABLE,VR2,JET3ULTRA/600 SERIES,H-1056-023	1
<b>B1 - B3</b>	<b>FRMASMB8064</b>	<b>MOUNTING BRACKET,ASSY,POWER MODULE W/HARDWARE,JAZZY600</b>	<b>1</b>
B1	DWR1056E018	POWER MODULE MOUNTING BRACKET,E-1056-018	1
B2	SCRPPH1050	SCREW,PPH,BLACK ZINC,M4-.7 X 10MM	2
B3	WASMETR1042	WASHER,FLAT,BLACK ZINC,4.3MM ID X 12MM OD X 1MM TH,METRIC,GB96-4	2
<b>C1 - C3</b>	<b>HDWASMB1057</b>	<b>QUICK RELEASE BUTTON,ASSY,REMOTE PLUS POWER MODULE,JAZZYULTRA</b>	<b>1</b>
C1	DWR1054B040	POWER MODULE SCREW,ZINC,M5-.8 X 55MM,B-1054-040	2
C2	DWR1054B041	SPRING,COMPRESSION,BRIGHT ZINC,1.50" FL X 0.30" OD X 0.038" WIRE DIA X RATE:13.5LBS/IN,MUSIC WIRE,B-1054-041,(MCMaster CARR:9434K62)	2
C3	DWR1054A012	POWER MODULE BUTTON,ZINC,M5-.8 TAP THRU X 12MM OD,A-1054-012	2
D1	ELEASMB5867	CONTROLLER,VR2,ASSY,70 AMP,1 ACTUATOR,W/QUANTUM600 GLIDE PROGRAM	1



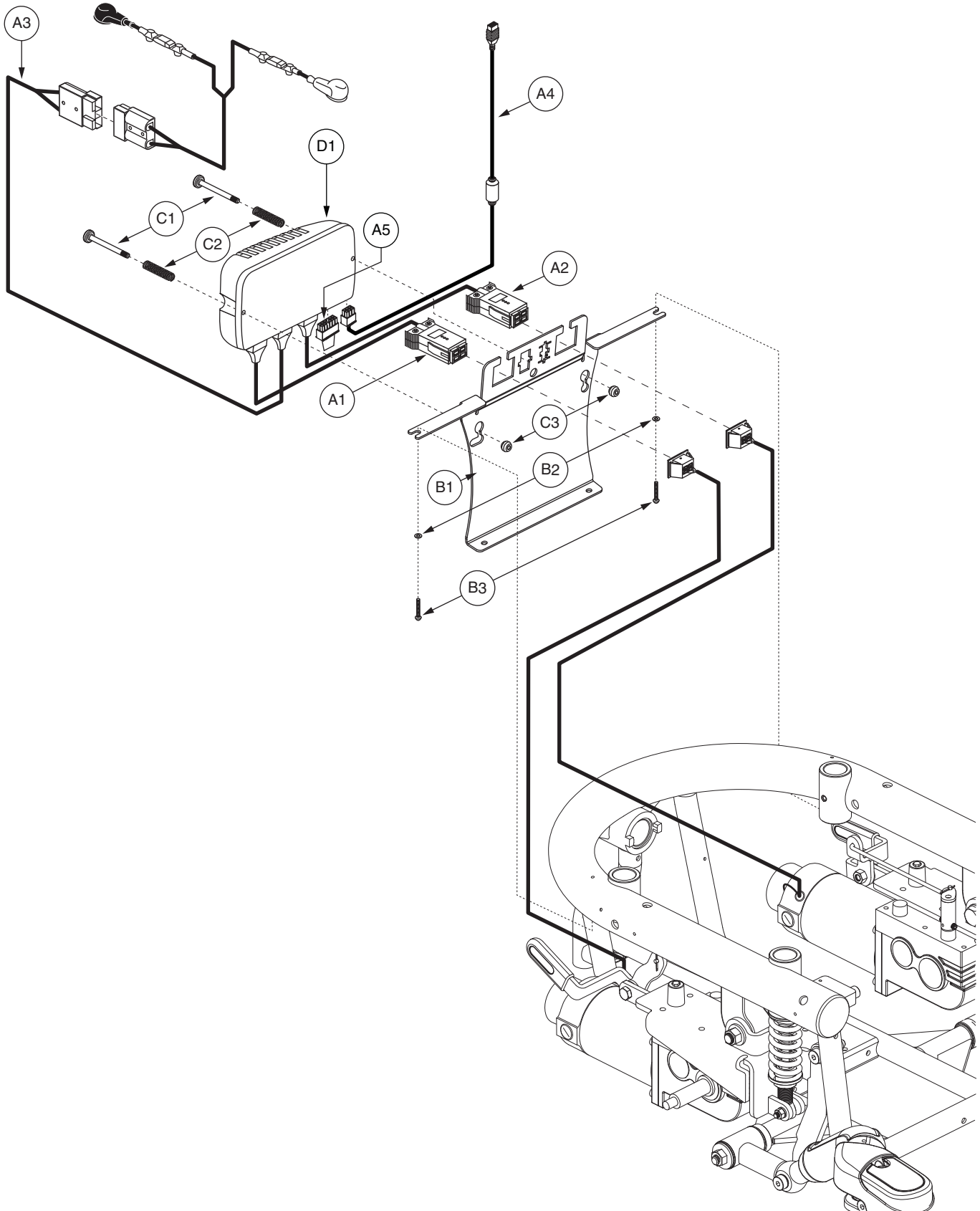
## VI. Electronics Tray Assembly — VR2, Tilt Thru Toggle

REF #	PART #	DESCRIPTION	QTY
<b>A1 - D1</b>	<b>ELEASMB5861</b>	<b>ELECTRONIC,ASSY,VR2,GLIDE MOTORS,QUANTUM600,OFFBOARD CHARGER,TILT THRU TOGGLE</b>	<b>1</b>
A1	DWR1056H025	ELECTRONIC,HARNESS,MOTOR,RIGHT,VR2/GC,H-1056-025	1
A2	DWR1056H024	ELECTRONIC,HARNESS,MOTOR,LEFT,VR2/GC,H-1056-024	1
A3	DWR1010H128	ELECTRONIC,HARNESS,VR2 EXTENSION CABLE,H-1010-128,(P&G: SA77974)	1
A4	DWR1265H030	ELECTRONIC,HARNESS,POWER TAKE OFF(PTO)/INHIBIT,VR2,H-1265-030	1
A5	DWR1361H038	ELECTRONIC,HARNESS,RUN PLUG,SURE SEAL,SYNERGY TILT,H-1361-038	1
A6	DWR1056H023	ELECTRONIC,HARNESS,POWER CABLE,VR2,JET3ULTRA/600 SERIES,H-1056-023	1
<b>B1 - B3</b>	<b>FRMASMB8064</b>	<b>MOUNTING BRACKET,ASSY,POWER MODULE W/HARDWARE,JAZZY600</b>	<b>1</b>
B1	DWR1056E018	POWER MODULE MOUNTING BRACKET,E-1056-018	1
B2	SCRPPH1050	SCREW,PPH,BLACK ZINC,M4-.7 X 10MM	2
B3	WASMETR1042	WASHER,FLAT,BLACK ZINC,4.3MM ID X 12MM OD X 1MM TH,METRIC,GB96-4	2
<b>C1 - C3</b>	<b>HDWASMB1057</b>	<b>QUICK RELEASE BUTTON,ASSY,REMOTE PLUS POWER MODULE,JAZZYULTRA</b>	<b>1</b>
C1	DWR1054B040	POWER MODULE SCREW,ZINC,M5-.8 X 55MM,B-1054-040	2
C2	DWR1054B041	SPRING,COMPRESSION,BRIGHT ZINC,1.50" FL X 0.30" OD X 0.038" WIRE DIA X RATE:13.5LBS/IN,MUSIC WIRE,B-1054-041,(MCMaster CARR:9434K62)	2
C3	DWR1054A012	POWER MODULE BUTTON,ZINC,M5-.8 TAP THRU X 12MM OD,A-1054-012	2
D1	ELEASMB5866	CONTROLLER,VR2,ASSY,70 AMP,W/QUANTUM600 GLIDE PROGRAM	1

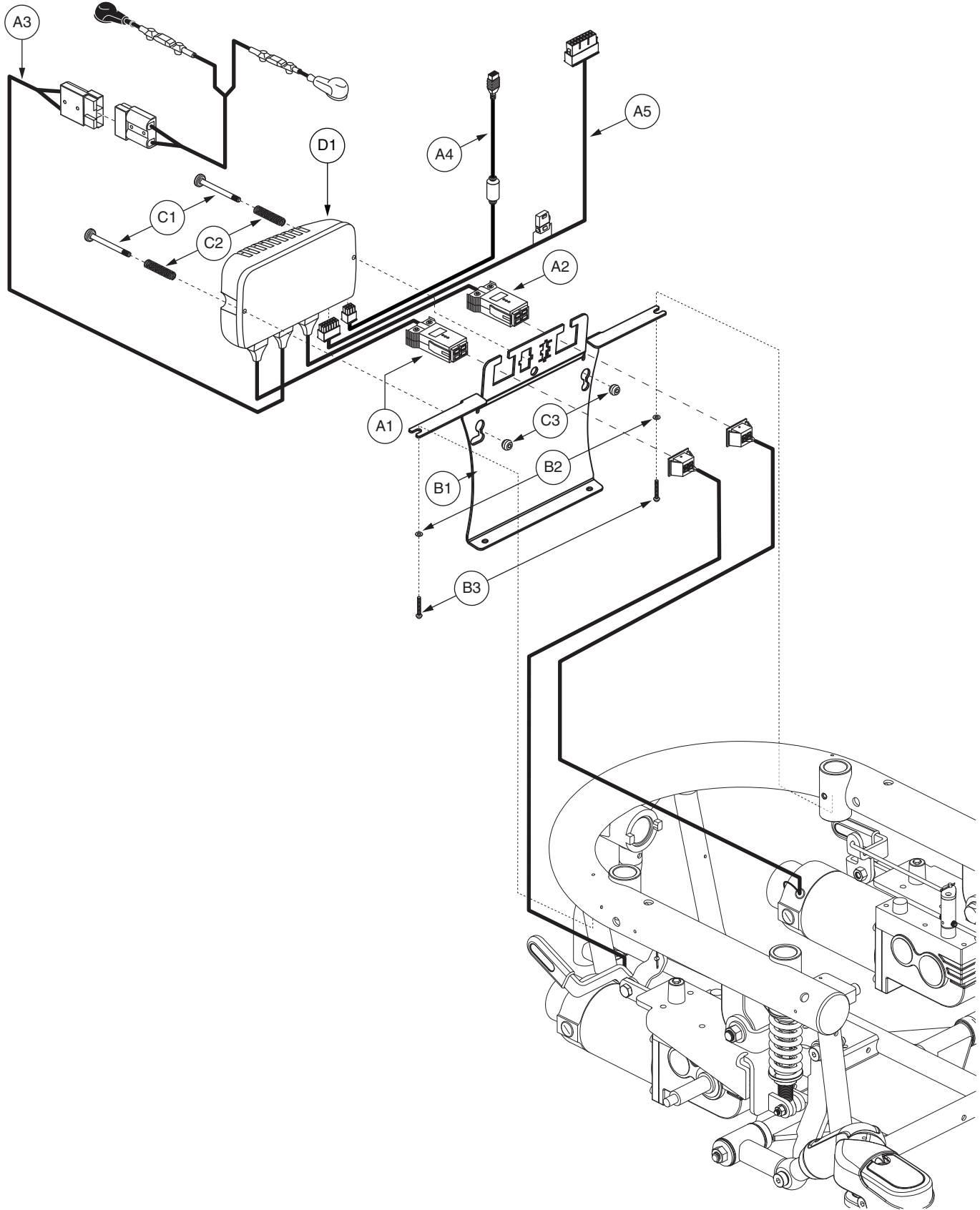


## VI. Electronics Tray Assembly — VR2, Future Actuator

REF #	PART #	DESCRIPTION	QTY
<b>A1 - D1</b>	<b>ELEASMB5865</b>	<b>ELECTRONIC,ASSY,VR2,GLIDE MOTORS,QUANTUM600,OFFBOARD CHARGER,FUTURE ACTUATOR EXPANSION</b>	<b>1</b>
A1	DWR1056H025	ELECTRONIC,HARNESS,MOTOR,RIGHT,VR2/GC,H-1056-025	1
A2	DWR1056H024	ELECTRONIC,HARNESS,MOTOR,LEFT,VR2/GC,H-1056-024	1
A3	DWR1010H128	ELECTRONIC,HARNESS,VR2 EXTENSION CABLE,H-1010-128,(P&G: SA77974)	1
A4	DWR1265H030	ELECTRONIC,HARNESS,POWER TAKE OFF(PTO)/INHIBIT,VR2,H-1265-030	1
A5	DWR1361H038	ELECTRONIC,HARNESS,RUN PLUG,SURE SEAL,SYNERGY TILT,H-1361-038	1
A6	DWR1056H023	ELECTRONIC,HARNESS,POWER CABLE,VR2,JET3ULTRA/600 SERIES,H-1056-023	1
<b>B1 - B3</b>	<b>FRMASMB8064</b>	<b>MOUNTING BRACKET,ASSY,POWER MODULE W/HARDWARE,JAZZY600</b>	<b>1</b>
B1	DWR1056E018	POWER MODULE MOUNTING BRACKET,E-1056-018	1
B2	SCRPPH1050	SCREW,PPH,BLACK ZINC,M4-.7 X 10MM	2
B3	WASMETR1042	WASHER,FLAT,BLACK ZINC,4.3MM ID X 12MM OD X 1MM TH,METRIC,GB96-4	2
<b>C1 - C3</b>	<b>HDWASMB1057</b>	<b>QUICK RELEASE BUTTON,ASSY,REMOTE PLUS POWER MODULE,JAZZYULTRA</b>	<b>1</b>
C1	DWR1054B040	POWER MODULE SCREW,ZINC,M5-.8 X 55MM,B-1054-040	2
C2	DWR1054B041	SPRING,COMPRESSION,BRIGHT ZINC,1.50" FL X 0.30" OD X 0.038" WIRE DIA X RATE:13.5LBS/IN,MUSIC WIRE,B-1054-041,(MCMaster CARR:9434K62)	2
C3	DWR1054A012	POWER MODULE BUTTON,ZINC,M5-.8 TAP THRU X 12MM OD,A-1054-012	2
D1	ELEASMB5867	CONTROLLER,VR2,ASSY,70 AMP,1 ACTUATOR,W/QUANTUM600 GLIDE PROGRAM	1

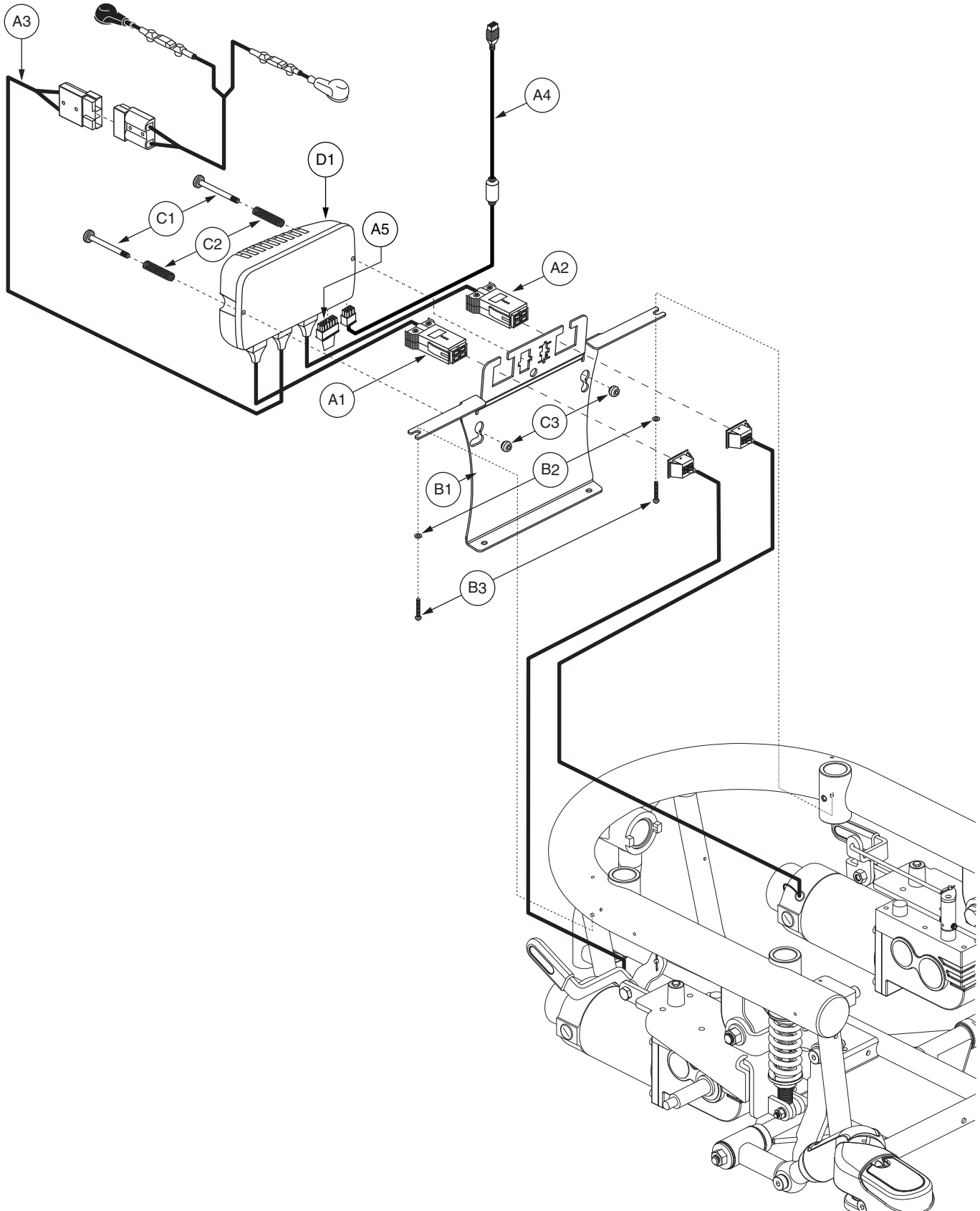


REF #	PART #	DESCRIPTION	QTY
<b>A1 - D1</b>	<b>ELEASMB6476</b>	<b>ELECTRONIC,ASSY,NE,CURTIS,GLIDE MOTORS,QUANTUM600UK,OFFBOARD CHARGER</b>	<b>1</b>
<b>A1 - C3</b>	<b>ELEASMB6466</b>	<b>ELECTRONIC,ASSY,NE,CURTIS,PARTIAL,QUANTUM600</b>	<b>1</b>
A1	DWR1056H029	ELECTRONIC,HARNESS, MOTOR CONTROLLER,Q-LOGIC,CURTIS,JAZZY600/QUANTUM600,RIGHT,H-1056-029	1
A2	DWR1056H028	ELECTRONIC,HARNESS, MOTOR CONTROLLER,Q-LOGIC,CURTIS,JAZZY600/QUANTUM600,LEFT,H-1056-028	1
A3	DWR1056H027	ELECTRONIC,HARNESS,POWER CABLE,Q-LOGIC,CURTIS,JAZZY600/QUANTUM600,H-1056-027	1
A4	DWR1111H065	ELECTRONIC,HARNESS,BUS EXTENSION CABLE,CURTIS,0.410 METER,MALE/FEMALE,H-1111-065,(CURTIS: 17881303)	1
A5	DWR1265H061	ELECTRONIC,HARNESS,RUN PLUG,NE,CURTIS,H-1265-061	1
<b>B1 - B3</b>	<b>FRMASMB8064</b>	<b>MOUNTING BRACKET,ASSY,POWER MODULE W/HARDWARE,JAZZY600</b>	<b>1</b>
B1	DWR1056E018	POWER MODULE MOUNTING BRACKET,E-1056-018	1
B2	WASMETR1042	WASHER,FLAT,BLACK ZINC,4.3MM ID X 12MM OD X 1MM TH,METRIC,GB96-4	2
B3	SCRPPH1050	SCREW,PPH,BLACK ZINC,M4-.7 X 10MM	2
<b>C1 - C3</b>	<b>HDWASMB1059</b>	<b>QUICK RELEASE BUTTON,ASSY,POWER MODULE,B-1116-054</b>	<b>2</b>
C1	DWR1056B023	POWER MODULE BUTTON SCREW,B-1056-023	1
C2	DWR1054B041	SPRING,COMPRESSION,BRIGHT ZINC,1.50" FL X 0.30" OD X 0.038" WIRE DIA X RATE:13.5LBS/IN,MUSIC WIRE,B-1054-041,(MCMaster CARR:9434K62)	1
C3	DWR1056B033	POWER MODULE BUTTON,B-1056-033	1
D1	ELEASMB6486	CONTROLLER,NE,CURTIS,ASSY,75 AMP,W/QUANTUM600UK GLIDE PROGRAM	1

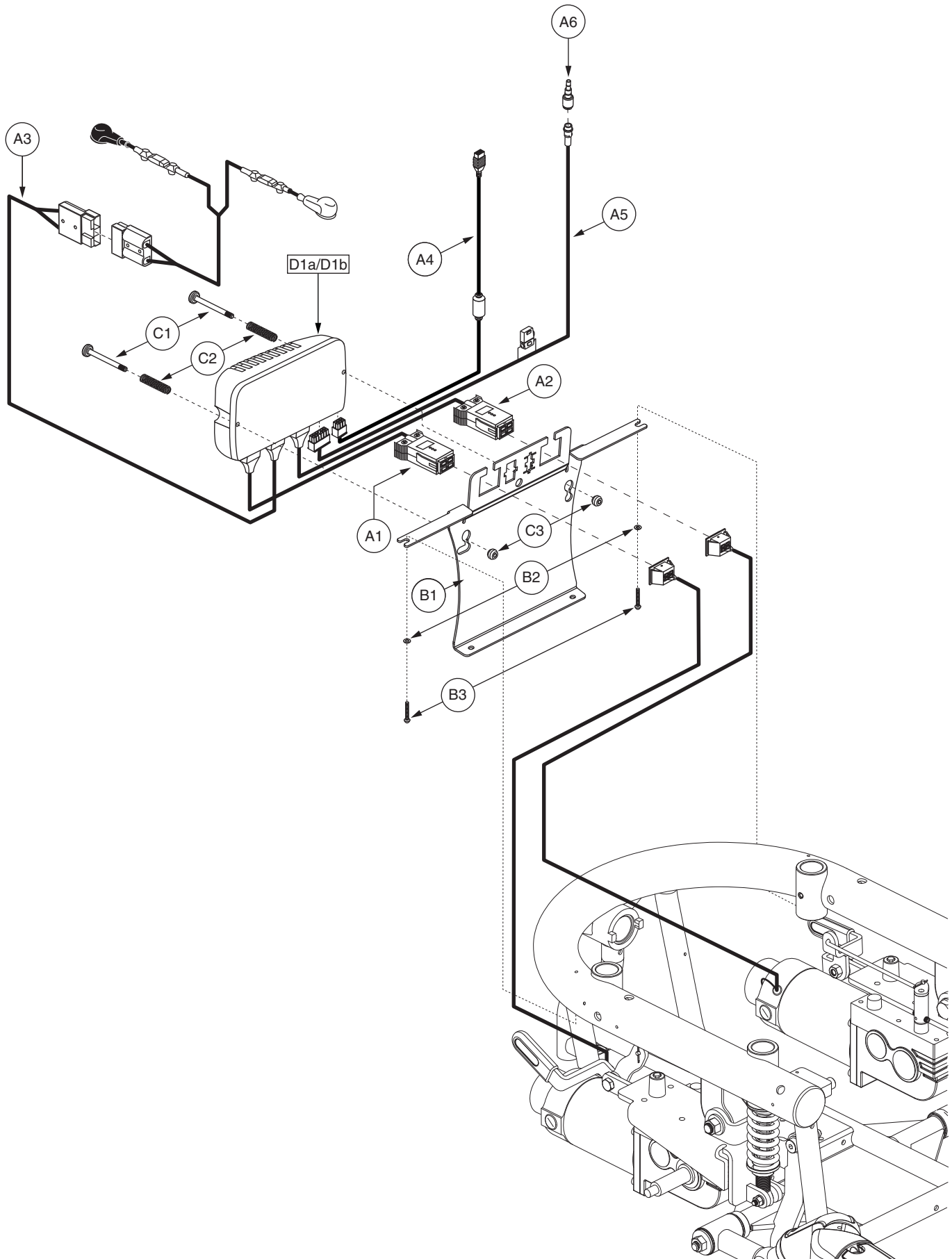


## VI. Electronics Tray Assembly — NE, Tilt Thru Toggle

REF #	PART #	DESCRIPTION	QTY
<b>A1 - D1</b>	<b>ELEASMB6477</b>	<b>ELECTRONIC,ASSY,NE,CURTIS,GLIDE MOTORS,QUANTUM600UK,OFFBOARD CHARGER,TILT THRU TOGGLE</b>	<b>1</b>
<b>A1 - C3</b>	<b>ELEASMB6467</b>	<b>ELECTRONIC,ASSY,NE,CURTIS,PARTIAL,QUANTUM600,QUANTUM</b>	<b>1</b>
A1	DWR1056H029	ELECTRONIC,HARNESS, MOTOR CONTROLLER,Q-LOGIC,CURTIS,JAZZY600/QUANTUM600,RIGHT,H-1056-029	1
A2	DWR1056H028	ELECTRONIC,HARNESS, MOTOR CONTROLLER,Q-LOGIC,CURTIS,JAZZY600/QUANTUM600,LEFT,H-1056-028	1
A3	DWR1056H027	ELECTRONIC,HARNESS,POWER CABLE,Q-LOGIC,CURTIS,JAZZY600/QUANTUM600,H-1056-027	1
A4	DWR1111H065	ELECTRONIC,HARNESS,BUS EXTENSION CABLE,CURTIS,0.410 METER,MALE/FEMALE,H-1111-065,(CURTIS: 17881303)	1
A5	DWR1265H055	ELECTRONIC,HARNESS,INTERMEDIATE,OFFBOARD CHARGER,NE,H-1265-055	1
<b>B1 - B3</b>	<b>FRMASMB8064</b>	<b>MOUNTING BRACKET,ASSY,POWER MODULE W/HARDWARE,JAZZY600</b>	<b>1</b>
B1	DWR1056E018	POWER MODULE MOUNTING BRACKET,E-1056-018	1
B2	WASMETR1042	WASHER,FLAT,BLACK ZINC,4.3MM ID X 12MM OD X 1MM TH,METRIC,GB96-4	2
B3	SCRPPH1050	SCREW,PPH,BLACK ZINC,M4-.7 X 10MM	2
<b>C1 - C3</b>	<b>HDWASMB1059</b>	<b>QUICK RELEASE BUTTON,ASSY,POWER MODULE,B-1116-054</b>	<b>2</b>
C1	DWR1056B023	POWER MODULE BUTTON SCREW,B-1056-023	1
C2	DWR1054B041	SPRING,COMPRESSION,BRIGHT ZINC,1.50" FL X 0.30" OD X 0.038" WIRE DIA X RATE:13.5LBS/IN,MUSIC WIRE,B-1054-041,(MCMaster CARR:9434K62)	1
C3	DWR1056B033	POWER MODULE BUTTON,B-1056-033	1
D1	ELEASMB6486	CONTROLLER,NE,CURTIS,ASSY,75 AMP,W/QUANTUM600UK GLIDE PROGRAM	1



REF #	PART #	DESCRIPTION	QTY
<b>A1 - D1</b>	<b>ELEASMB6480</b>	<b>ELECTRONIC,ASSY,NE PLUS,CURTIS,GLIDE MOTORS,QUANTUM600UK,OFFBOARD CHARGER</b>	<b>1</b>
<b>A1 - C3</b>	<b>ELEASMB6468</b>	<b>ELECTRONIC,ASSY,NE PLUS,CURTIS,PARTIAL,QUANTUM600</b>	<b>1</b>
A1	DWR1056H029	ELECTRONIC,HARNESS, MOTOR CONTROLLER,Q-LOGIC,CURTIS,JAZZY600/QUANTUM600,RIGHT,H-1056-029	1
A2	DWR1056H028	ELECTRONIC,HARNESS, MOTOR CONTROLLER,Q-LOGIC,CURTIS,JAZZY600/QUANTUM600,LEFT,H-1056-028	1
A3	DWR1056H027	ELECTRONIC,HARNESS,POWER CABLE,Q-LOGIC,CURTIS,JAZZY600/QUANTUM600,H-1056-027	1
A4	DWR1111H065	ELECTRONIC,HARNESS,BUS EXTENSION CABLE,CURTIS,0.410 METER,MALE/FEMALE,H-1111-065,(CURTIS: 17881303)	1
A5	DWR1265H027	ELECTRONIC,HARNESS,RUN PLUG,Q-LOGIC,H-1265-027	1
<b>B1 - B3</b>	<b>FRMASMB8064</b>	<b>MOUNTING BRACKET,ASSY,POWER MODULE W/HARDWARE,JAZZY600</b>	<b>1</b>
B1	DWR1056E018	POWER MODULE MOUNTING BRACKET,E-1056-018	1
B2	WASMETR1042	WASHER,FLAT,BLACK ZINC,4.3MM ID X 12MM OD X 1MM TH,METRIC,GB96-4	2
B3	SCRPPH1050	SCREW,PPH,BLACK ZINC,M4-.7 X 10MM	2
<b>C1 - C3</b>	<b>HDWASMB1059</b>	<b>QUICK RELEASE BUTTON,ASSY,POWER MODULE,B-1116-054</b>	<b>2</b>
C1	DWR1056B023	POWER MODULE BUTTON SCREW,B-1056-023	1
C2	DWR1054B041	SPRING,COMPRESSION,BRIGHT ZINC,1.50" FL X 0.30" OD X 0.038" WIRE DIA X RATE:13.5LBS/IN,MUSIC WIRE,B-1054-041,(MCMaster CARR:9434K62)	1
C3	DWR1056B033	POWER MODULE BUTTON,B-1056-033	1
D1	ELEASMB6488	CONTROLLER,NE PLUS,CURTIS,ASSY,75 AMP,W/QUANTUM600UK GLIDE PROGRAM	1

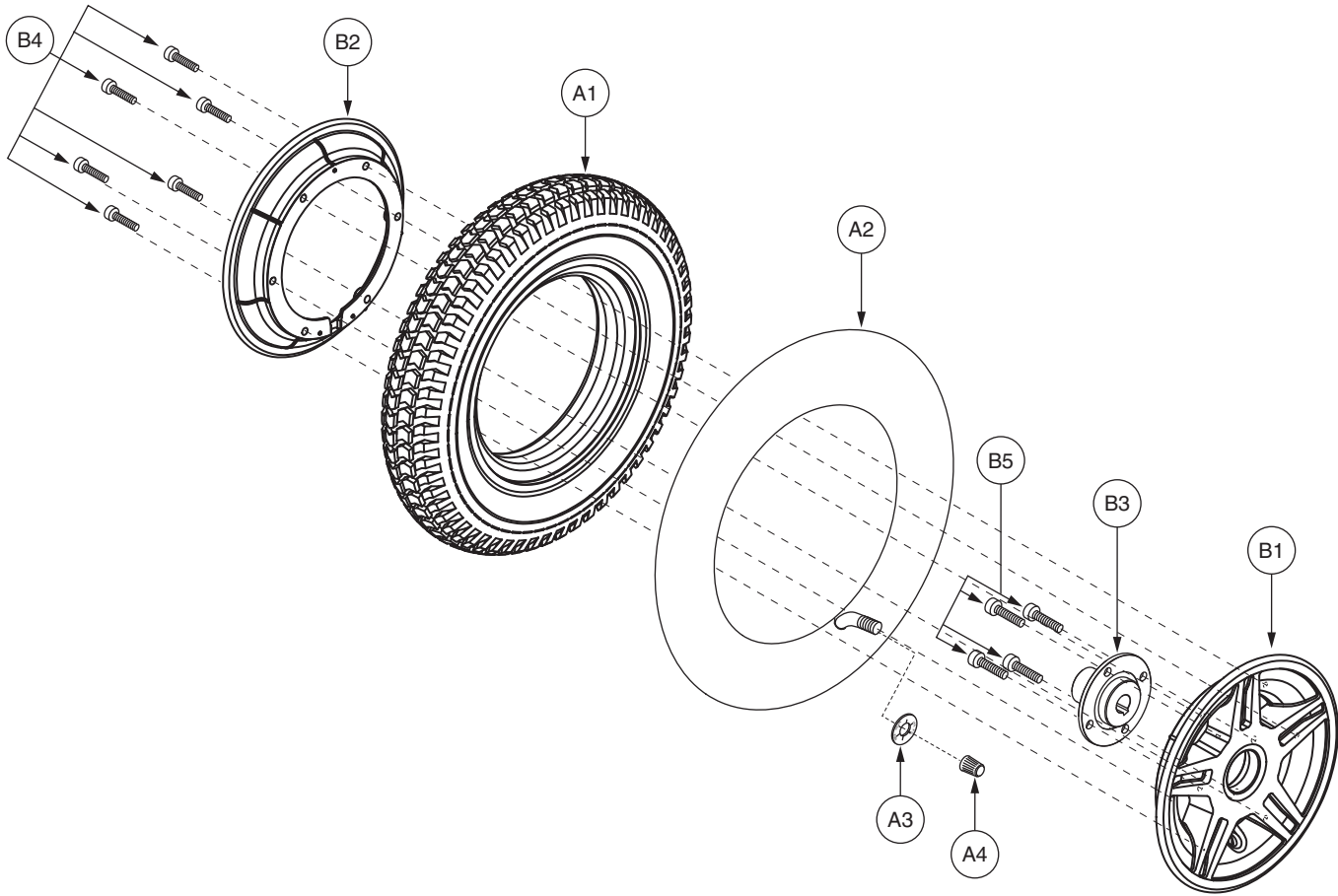


REF #	PART #	DESCRIPTION	QTY
A1 - D1a	ELEASMB6482	ELECTRONIC,ASSY,NE PLUS,CURTIS,GLIDE MOTORS,QUANTUM600UK,OFFBOARD CHARGER,QUANTUM	1
A1 - D1b	ELEASMB6481	ELECTRONIC,ASSY,NE PLUS,CURTIS,GLIDE MOTORS,QUANTUM600UK,OFFBOARD CHARGER,TILT THRU TOGGLE	1
A1 - C3	ELEASMB6469	ELECTRONIC,ASSY,NE PLUS,CURTIS,PARTIAL,QUANTUM600,QUANTUM	1
A1	DWR1056H029	ELECTRONIC,HARNESS, MOTOR CONTROLLER,Q-LOGIC,CURTIS,JAZZY600/QUANTUM600,RIGHT,H-1056-029	1
A2	DWR1056H028	ELECTRONIC,HARNESS, MOTOR CONTROLLER,Q-LOGIC,CURTIS,JAZZY600/QUANTUM600,LEFT,H-1056-028	1
A3	DWR1056H027	ELECTRONIC,HARNESS,POWER CABLE,Q-LOGIC,CURTIS,JAZZY600/QUANTUM600,H-1056-027	1
A4	DWR1111H065	ELECTRONIC,HARNESS,BUS EXTENSION CABLE,CURTIS,0.410 METER,MALE/FEMALE,H-1111-065,(CURTIS: 17881303)	1
A5	DWR1265H021	ELECTRONIC,HARNESS,POWER TAKE OFF(PTO)/INHIBIT,CURTIS,H-1265-021	1
A6	DWR1361H038	ELECTRONIC,HARNESS,RUN PLUG,SURE SEAL,SYNERGY TILT,H-1361-038	1
B1 - B3	FRMASMB8064	MOUNTING BRACKET,ASSY,POWER MODULE W/HARDWARE,JAZZY600	1
B1	DWR1056E018	POWER MODULE MOUNTING BRACKET,E-1056-018	1
B2	WASMETR1042	WASHER,FLAT,BLACK ZINC,4.3MM ID X 12MM OD X 1MM TH,METRIC,GB96-4	2
B3	SCRPPH1050	SCREW,PPH,BLACK ZINC,M4-.7 X 10MM	2
C1 - C3	HDWASMB1059	QUICK RELEASE BUTTON,ASSY,POWER MODULE,B-1116-054	2
C1	DWR1056B023	POWER MODULE BUTTON SCREW,B-1056-023	1
C2	DWR1054B041	SPRING,COMPRESSION,BRIGHT ZINC,1.50" FL X 0.30" OD X 0.038" WIRE DIA X RATE:13.5LBS/IN,MUSIC WIRE,B-1054-041,(MCMaster CARR:9434K62)	1
C3	DWR1056B033	POWER MODULE BUTTON,B-1056-033	1
D1a	ELEASMB6489	CONTROLLER,NE PLUS,CURTIS,ASSY,75 AMP,W/QUANTUM600UK GLIDE PROGRAM,QUANTUM	1
D1b	ELEASMB6488	CONTROLLER,NE PLUS,CURTIS,ASSY,75 AMP,W/QUANTUM600UK GLIDE PROGRAM	1

**Notes :**

Top-level assemblies will include components designated with corresponding lower-case letters. Parts without lower-case letters will be included in all top-level assemblies.

# VII. Wheel Assembly — Star Rim, Pneumatic

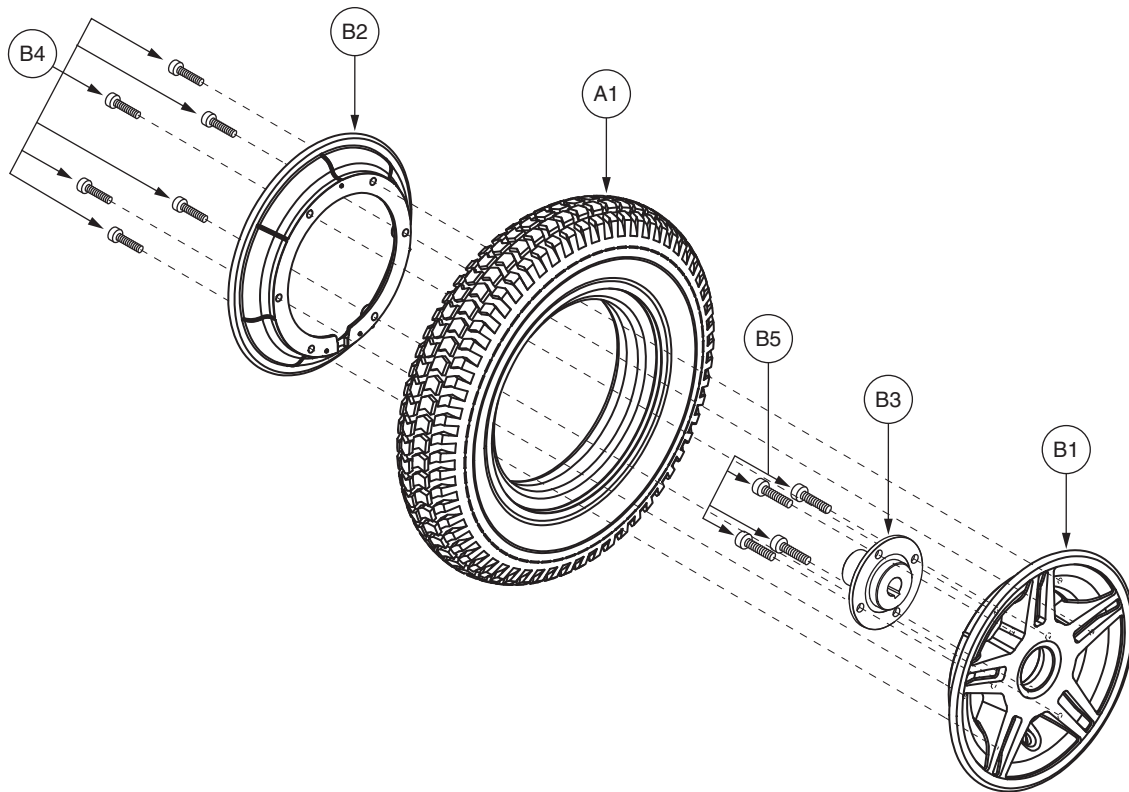


REF #	PART #	DESCRIPTION	QTY
<b>A1 - B5</b>	<b>WHLASMB1653</b>	<b>WHEEL, ASSY, PNEUMATIC DRIVE WHEEL, 3.00 X 8", W/STAR RIM, E-1056-051</b>	<b>2</b>
A1	TIRPNEU1004	TIRE, PNEUMATIC, 3.00-8 X 14", C-248-5	1
A2	TUBSTND1002	TUBE, 300-8, ANGLED VALVE W/CAP	1
A3	DWR7700A010	SLIP COVER, VALVE STEM, 35PSI, 2.4 BAR, MAX RATING, A-7700-010	1
A4	PLSINDV1003	CAP, BLACK, VALVE	1
<b>B1 - B5</b>	<b>WHLASMB1580</b>	<b>WHEEL, ASSY, RIM, JET MAG, E-1056-019</b>	<b>1</b>
B1	DWR1056D009	WHEEL, RIM, ALUMINUM, 8", OUTER, D-1056-009	1
B2	DWR1056D007	WHEEL, RIM, ALUMINUM, 8", INNER, D-1056-007	1
B3	DWR1200C166	WHEEL, HUB, FORGED STEEL, 2.736"BC X 3.39"DIA X 1.89"TH, W/KEYWAY, C-1200-166	1
B4	SCRSHCS1139	SCREW, SHCS, BLACK OXIDE, 1/4" X 0.75", W/OIL RESISTANT LOCTITE	6
B5	SCRSHCS1138	SCREW, SHCS, BLACK OXIDE, 5/16-24 X 0.75", W/OIL RESISTANT LOCTITE	4

**Notes :**

Generation #2. Retrofits all previous generations. For use on units equipped with Glide or H2 without Hub motors.

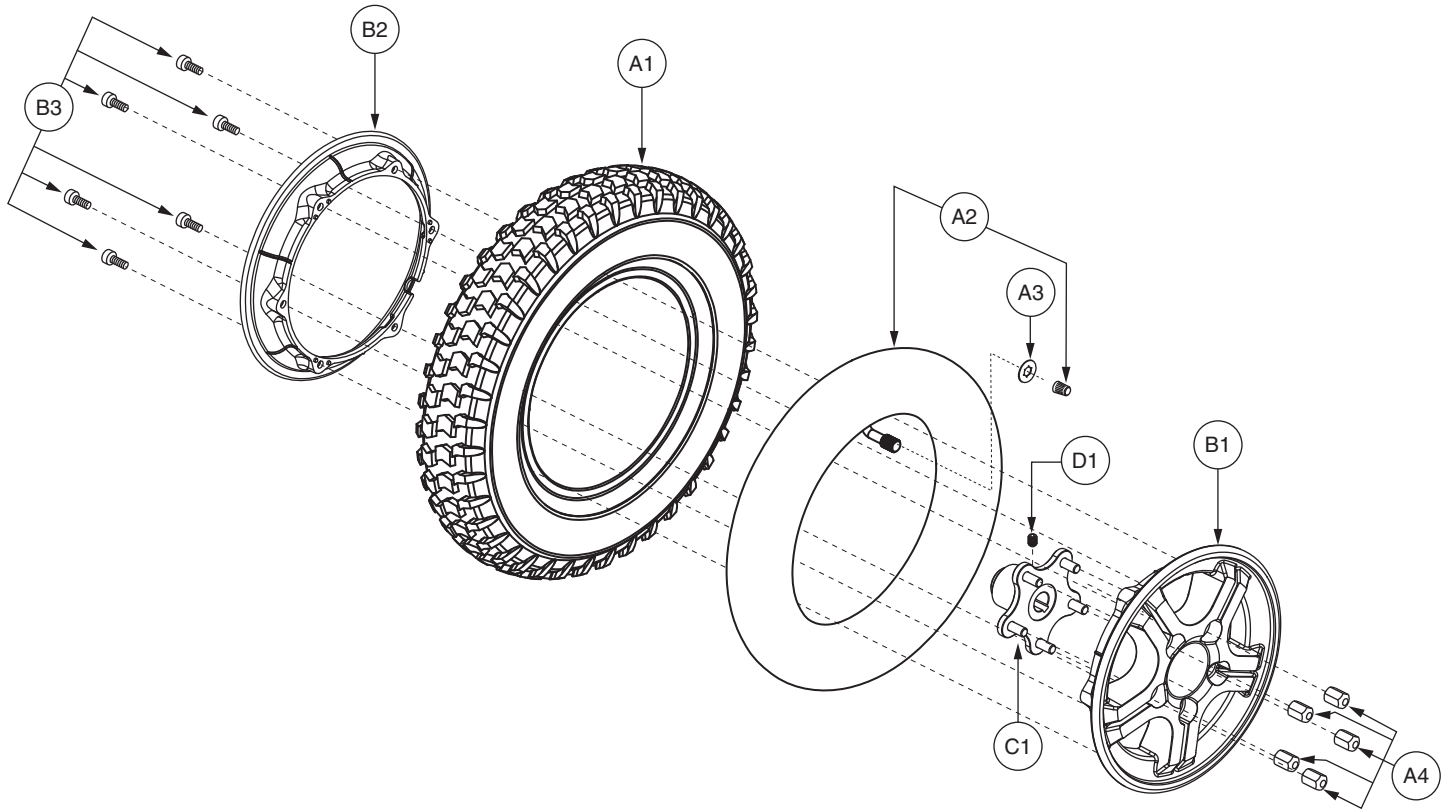
## VII. Wheel Assembly — Star Rim, Flat-free



REF #	PART #	DESCRIPTION	QTY
<b>A1 - B5</b>	<b>WHLASMB1654</b>	<b>WHEEL,ASSY,FLAT FREE DRIVE WHEEL,3.00 X 8",W/STAR RIM,E-1056-052</b>	<b>2</b>
A1	TIRSOLI1081	TIRE,W/FLAT FREE INSERT,3.00-8 X 14",PRIMO POWERTRAX,C-248,INTERIOR RIB,(GALLOP: 5508019 Y57)	1
<b>B1 - B5</b>	<b>WHLASMB1580</b>	<b>WHEEL,ASSY,RIM,JET MAG,E-1056-019</b>	<b>1</b>
B1	DWR1056D009	WHEEL,RIM,ALUMINUM,8",OUTER,D-1056-009	1
B2	DWR1056D007	WHEEL,RIM,ALUMINUM,8",INNER,D-1056-007	1
B3	DWR1200C166	WHEEL,HUB,FORGED STEEL,2.736"BC X 3.39"DIA X 1.89"TH,W/KEYWAY,C-1200-166	1
B4	SCRSHCS1139	SCREW, SHCS,BLACK OXIDE,1/4" X 0.75",W/OIL RESISTANT LOCTITE	6
B5	SCRSHCS1138	SCREW,SHCS,BLACK OXIDE,5/16-24 X 0.75",W/OIL RESISTANT LOCTITE	4

### Notes :

Generation #2. Retrofits all previous generations. For use on units equipped with Glide or H2 without Hub motors.

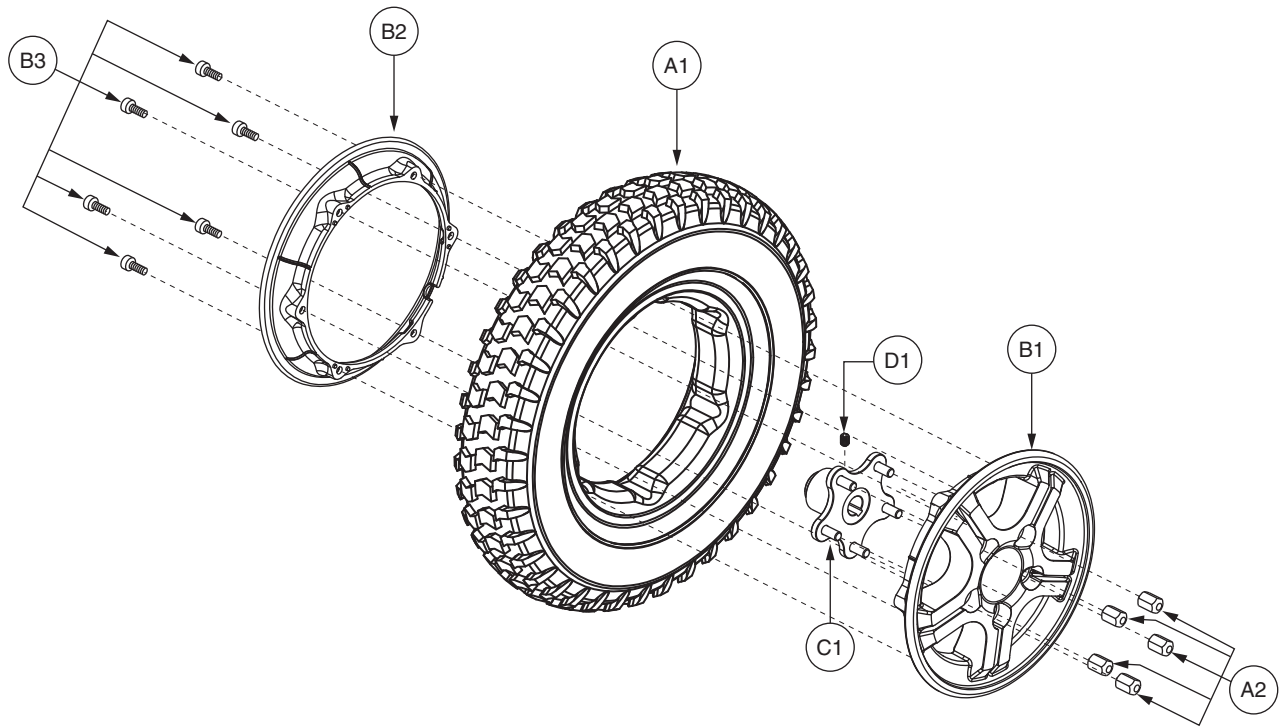


REF #	PART #	DESCRIPTION	QTY
<b>A1 - B3</b>	<b>WHLASMB1814</b>	<b>WHEEL, ASSY, PNEUMATIC, SILVER RIM/GRAY TIRE, 14" X 3", 5 SPOKE, C-248-5, W/LUGNUTS, E-1203-009</b>	<b>2</b>
A1	TIRPNEU1004	TIRE, PNEUMATIC, 3.00-8 X 14", C-248-5	1
A2	TUBSTND1002	TUBE, 300-8, ANGLED VALVE W/CAP	1
A3	DWR7700A010	SLIP COVER, VALVE STEM, 35PSI, 2.4 BAR, MAX RATING, A-7700-010	1
A4	DWR1005B049	NUT, LUG, ZINC, 5/16-24, B-1005-049	5
<b>B1 - B3</b>	<b>WHLASMB1812</b>	<b>WHEEL, ASSY, RIM, SILVER, 8" ALUMINUM, 5 SPOKE, MACHINED FACE, D-1203-014</b>	<b>1</b>
B1	DWR1203E008B	WHEEL, RIM, SILVER, ALUMINUM, 8", 5 SPOKE, MACHINED FACED, OUTER, E-1203-008	1
B2	DWR1133E025B	WHEEL, RIM, SILVER, ALUMINUM, 8", TRI-SPOKE, INNER, E-1133-025	1
B3	SCRALNH1037	SCREW, SHCS, M6-1.0 X 16MM	6
*C1	WHLASMB1747	WHEEL, ASSY, HUB, 5 SPOKE, W/STUDS, GLIDE/H2 MOTORS, B-1203-001	1
D1	SCRSETS1105	SCREW, SET, M6-1.0T X 8MM, CUP POINT, W/NYLON PATCH	1

**Notes :**

For use on units equipped with Glide or H2 Hub motors.

\*C1 Please note the Wheel Hub with studs and set screw (SCRSETS1105) is included with the Drive Motor assembly.

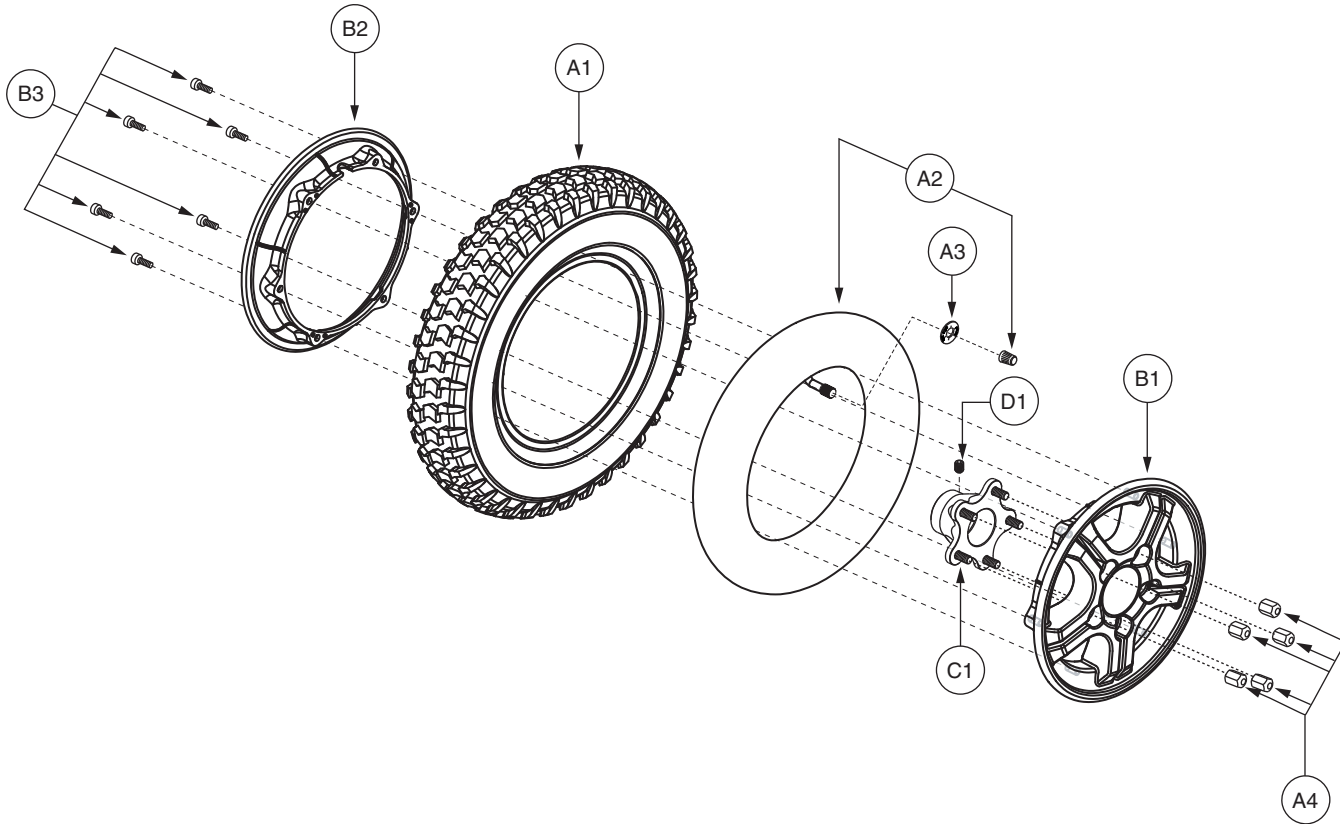


REF #	PART #	DESCRIPTION	QTY
A1 - B3	WHLASMB1813	WHEEL,ASSY,FLAT FREE,SILVER RIM/GRAY TIRE,14" X 3",5 SPOKE,C-248-5,W/LUGNUTS,D-1203-015	2
A1	TIRSOLI1075	TIRE,W/FLAT FREE INSERT,3.00-8 X 14",5 SPOKE,PRIMO POWERTRAX,C-248,(GALLOP: 5508018 YT57)	1
A2	DWR1005B049	NUT,LUG,ZINC,5/16-24,B-1005-049	5
B1 - B3	WHLASMB1812	WHEEL,ASSY,RIM,SILVER,8" ALUMINUM,5 SPOKE,MACHINED FACE,D-1203-014	1
B1	DWR1203E008B	WHEEL,RIM,SILVER,ALUMINUM,8",5 SPOKE,MACHINED FACED,OUTER,E-1203-008	1
B2	DWR1133E025B	WHEEL,RIM,SILVER,ALUMINUM,8", TRI-SPOKE,INNER,E-1133-025	1
B3	SCRALNH1037	SCREW,SHCS,M6-1.0 X 16MM	6
*C1	WHLASMB1747	WHEEL,ASSY,HUB,5 SPOKE,W/STUDS,GLIDE/H2 MOTORS,B-1203-001	1
D1	SCRSETS1105	SCREW,SET,M6-1.0T X 8MM,CUP POINT,W/NYLON PATCH	1

**Notes :**

For use on units equipped with Glide or H2 Hub motors.

\*C1 Please note the Wheel Hub with studs and set screw (SCRSETS1105) is included with the Drive Motor assembly.



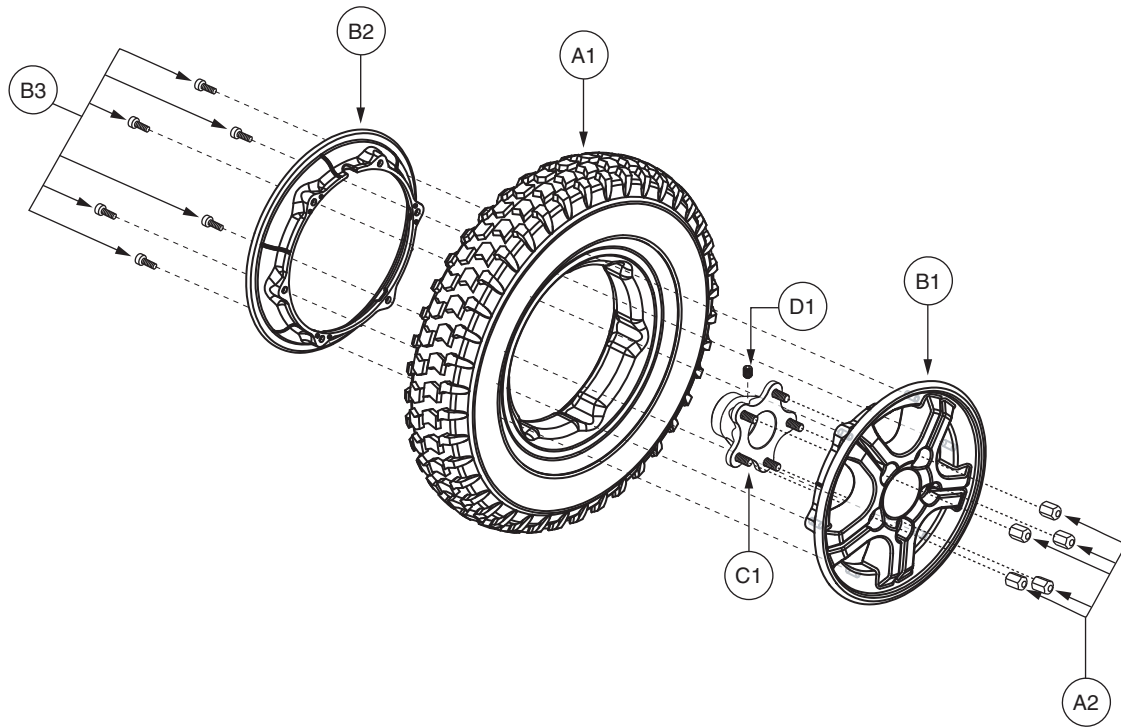
REF #	PART #	DESCRIPTION	QTY
<b>A1 - B3</b>	<b>WHLASMB1770</b>	<b>WHEEL,ASSY,PNEUMATIC,BLACK RIM/GRAY TIRE,14" X 3",5 SPOKE,C-248-5,W/LUGNUTS,E-1203-009</b>	<b>2</b>
A1	TIRPNEU1004	TIRE,PNEUMATIC,3.00-8 X 14",C-248-5	1
A2	TUBSTND1002	TUBE,300-8,ANGLED VALVE W/CAP	1
A3	DWR7700A010	SLIP COVER,VALVE STEM,35PSI,2.4 BAR,MAX RATING,A-7700-010	1
A4	DWR1005B049	NUT,LUG,ZINC,5/16-24,B-1005-049	5
<b>B1 - B3</b>	<b>WHLASMB1768</b>	<b>WHEEL,ASSY,RIM,BLACK,8" ALUMINUM,5 SPOKE,MACHINED FACE,D-1203-014</b>	<b>1</b>
B1	DWR1203E008	WHEEL,RIM,BLACK,ALUMINUM,8",5 SPOKE,MACHINED FACED,OUTER,E-1203-008	1
B2	DWR1133E025	WHEEL,RIM,BLACK,ALUMINUM,8",TRI-SPOKE,INNER,E-1133-025	1
B3	SCRALNH1037	SCREW,SHCS,M6-1.0 X 16MM	6
*C1	WHLASMB1747	WHEEL,ASSY,HUB,5 SPOKE,W/STUDS,GLIDE/H2 MOTORS,B-1203-001	1
D1	SCRSETS1105	SCREW,SET,M6-1.0T X 8MM,CUP POINT,W/NYLON PATCH	1

**Notes :**

For use on units equipped with Glide or H2 Hub motors.

\*C1 Please note the Wheel Hub with studs and set screw (SCRSETS1105) is included with the Drive Motor assembly.

## VII. Wheel Assembly — Black Spoke, Flat-free

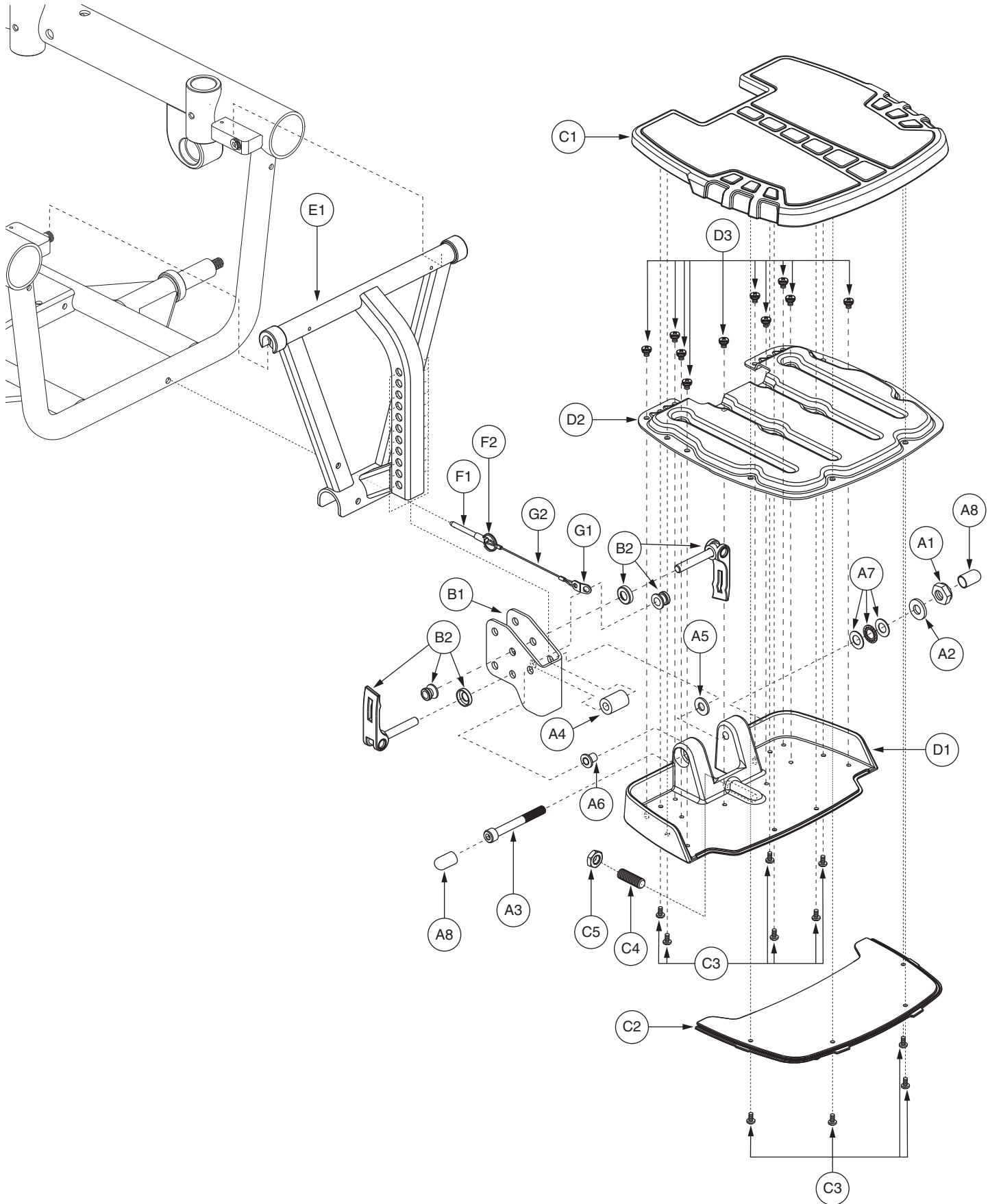


REF #	PART #	DESCRIPTION	QTY
<b>A1 - B3</b>	<b>WHLASMB1769</b>	<b>WHEEL,ASSY,FLAT FREE,BLACK RIM/GRAY TIRE,14" X 3",5 SPOKE,C-248-5,W/LUGNUTS,D-1203-015</b>	<b>2</b>
A1	TIRSOLI1075	TIRE,W/FLAT FREE INSERT,3.00-8 X 14",5 SPOKE,PRIMO POWERTRAX,C-248,(GALLOP: 5508018 YT57)	1
A2	DWR1005B049	NUT,LUG,ZINC,5/16-24,B-1005-049	5
<b>B1 - B3</b>	<b>WHLASMB1768</b>	<b>WHEEL,ASSY,RIM,BLACK,8" ALUMINUM,5 SPOKE,MACHINED FACE,D-1203-014</b>	<b>1</b>
B1	DWR1203E008	WHEEL,RIM,BLACK,ALUMINUM,8",5 SPOKE,MACHINED FACED,OUTER,E-1203-008	1
B2	DWR1133E025	WHEEL,RIM,BLACK,ALUMINUM,8",TRI-SPOKE,INNER,E-1133-025	1
B3	SCRALNH1037	SCREW,SHCS,M6-1.0 X 16MM	6
*C1	WHLASMB1747	WHEEL,ASSY,HUB,5 SPOKE,W/STUDS,GLIDE/H2 MOTORS,B-1203-001	1
D1	SCRSETS1105	SCREW,SET,M6-1.0T X 8MM,CUP POINT,W/NYLON PATCH	1

### Notes :

For use on units equipped with Glide or H2 Hub motors.

\*C1 Please note the Wheel Hub with studs and set screw (SCRSETS1105) is included with the Drive Motor assembly.

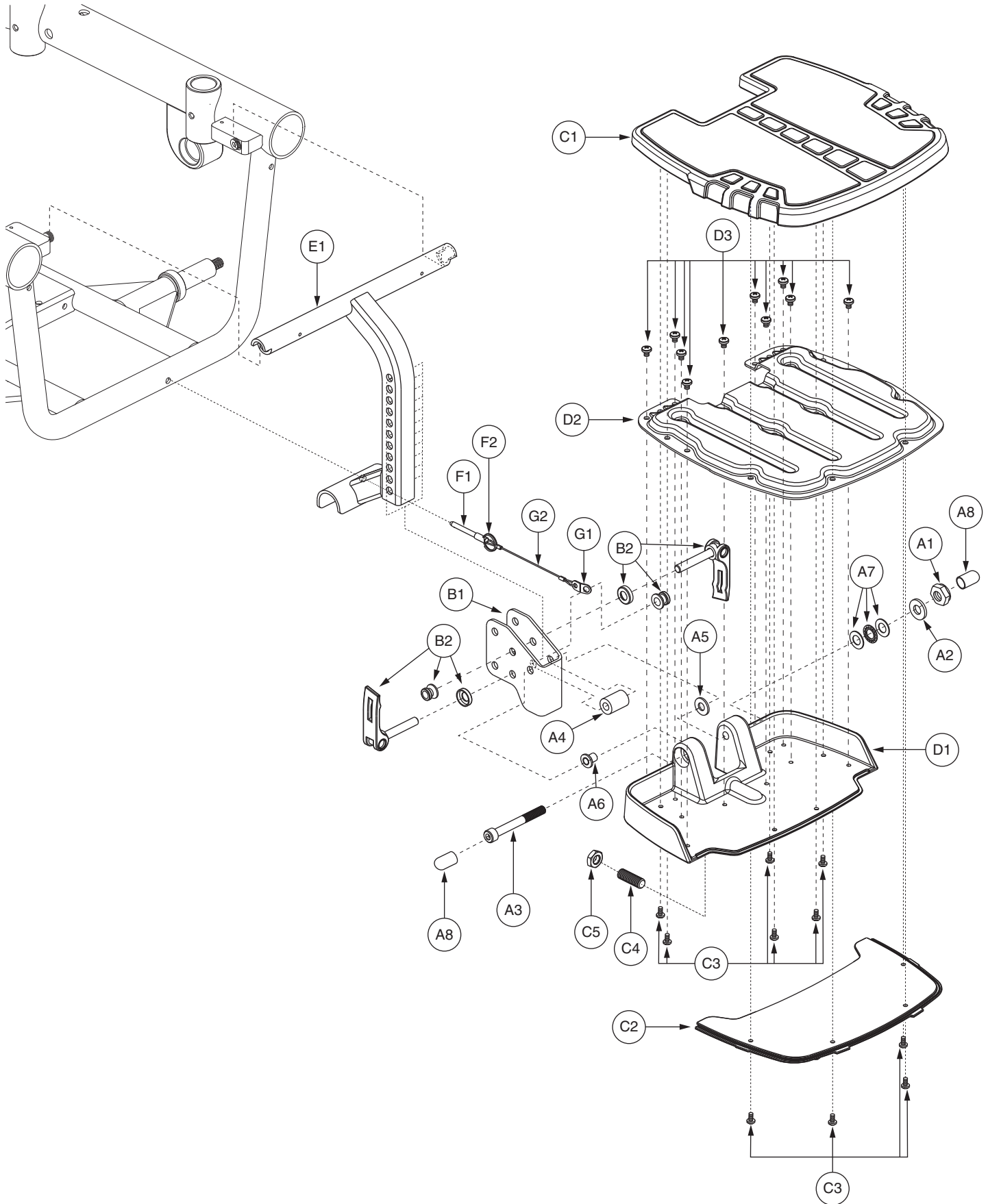


## VIII. Footrest Assembly — Standard

REF #	PART #	DESCRIPTION	QTY
<b>A1 - D3</b>	<b>FRMASMB7639</b>	<b>FOOT PLATFORM,ASSY,W/MOUNTING BRACKET,JAZZY600/QUANTUM6000</b>	<b>1</b>
A1	NUTNJAM1020	NUT,NYLOCK JAM,BLACK ZINC,M8-1.25	1
A2	DWR1000B459	SPACER,STEEL,0.328" ID X 0.50" OD X 0.076" TH,B-1000-459	1
A3	SCRSHCS1170	SCREW,SHCS,BLACK ZINC,M8-1.25 X 80MM,GRADE 12.9	1
A4	DWR1056B024	SPACER,BLACK ZINC,STEEL,8.8MM ID X 18MM OD X 26.1MM TH,B-1056-024	1
A5	WASNYLN1066	WASHER,BLACK,NYLON,8MM ID X 22MM OD X 3MM TH	1
A6	DWR1000B458	FOOT PLATFORM MOUNTING SLEEVE,FLANGE,STEEL,B-1000-458	1
*A7	BRGSBTH1000	BEARING,BALL THRUST,STAINLESS STEEL,0.3125" ID X 0.625" OD X 0.193" TH,(MCMMASTER-CARR: 6655K34)	1
A8	PROECAP1080	CAP,VINYL,0.50" ID,FITS 0.50" - 0.5625" OD,0.50" H,(MCMMASTER CARR: 9753K44)	2
<b>B1 - B2</b>	<b>FRMASMB6635</b>	<b>FOOT PLATFORM MOUNTING BRACKET,ASSY,JAZZYULTRA/610,D-1054-053</b>	<b>1</b>
B1	DWR1054C004	FOOT PLATFORM MOUNTING BRACKET,C-1054-004	1
*B2	DWR1054B025	LEVER,B-1054-025	2
<b>C1 - D3</b>	<b>FRMASMB8001</b>	<b>FOOT PLATFORM,ASSY,W/RUBBER MAT,E-1056-046</b>	<b>1</b>
C1	DWR1056E029	MAT,RUBBER,FOOT PLATFORM,E-1056-029	1
C2	DWR1056E031	FOOT PLATFORM,BOTTOM COVER,E-1056-031	1
C3	SCRPPH1036	SCREW,PPH,BLACK ZINC,M4-.7 X 8MM	10
C4	SCRSETS1096	SCREW,SET,BLACK ZINC,M10-1.5 X 30MM	1
C5	NUTJAM1028	NUT,JAM,BLACK ZINC CHROMATE,M10-1.5	1
<b>D1 - D3</b>	<b>FRMASMB8003</b>	<b>FOOT PLATFORM,ASSY,BASE,D-1056-033</b>	<b>1</b>
D1	DWR1056E030	FOOT PLATFORM,BASE,E-1056-030	1
D2	DWR1056E032	FOOT PLATFORM,STAMPING,E-1056-032	1
D3	SCRPPH1314	SCREW,PPH,BLACK ZINC,M5-.8 X 6MM,GRADE 8.8	10
<b>*E1 - G2</b>	<b>FRMASMB12245</b>	<b>FRAME,ASSY,BATTERY ACCESS BRACKET,QUANTUM600,STANDARD,VERSION 2</b>	<b>1</b>
E1	DWR1056E054	FRAME,FOOT PLATFORM UPRIGHT TUBE WELDMENT,STANDARD,REINFORCED,E-1056-054	1
<b>F1 - G2</b>	<b>FRMASMB6986</b>	<b>FOOTREST PIN &amp; LANYARD,ASSY,JAZZY600,C-1056-028</b>	<b>1</b>
F1	DWR1133B045	QUICK RELEASE PIN,SHOULDER STYLE-SELF LOCKING,6MM X 38.10MM GRIP LENGTH,B-1133-045	1
F2	DWR1133B044	RING,0.94"OD X 0.61" WIRE DIA, 1-3/4 TURNS,B-1133-044	1
<b>G1 - G2</b>	<b>FRMASMB6987</b>	<b>LANYARD,NYLON COATED WIRE ROPE,NATURAL RUBBER,LOOP END,LOOP W/TAB,6"LONG,C-1056-027</b>	<b>1</b>
G1	DWR1056B027	LANYARD TAB,B-1056-027	1
G2	LANWIRE1002	LANYARD WIRE,5.5"L,W/LOOPED ENDS	1

### Notes :

- \*A7 The item is a quantity of one but is illustrated as three parts for assembly purposes.
- \*B2 The item is a quantity of two but is illustrated as six parts for assembly purposes.
- \*E1 - G2 Applicable to Serial Number J5709908001S10 and subsequent.

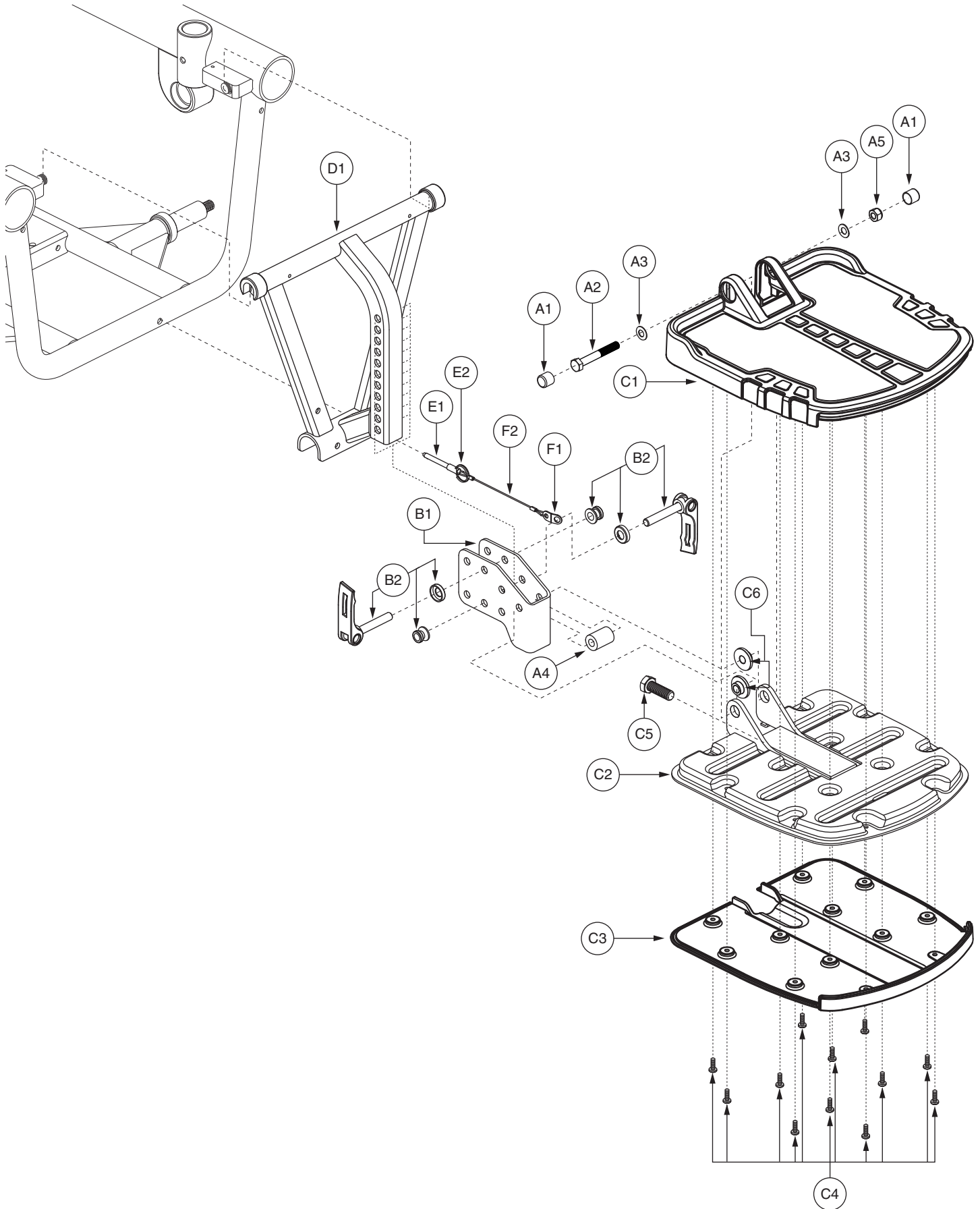


## VIII. Footrest Assembly — Standard

REF #	PART #	DESCRIPTION	QTY
<b>A1 - D3</b>	<b>FRMASMB7639</b>	<b>FOOT PLATFORM,ASSY,W/MOUNTING BRACKET,JAZZY600/QUANTUM6000</b>	<b>1</b>
A1	NUTNJAM1020	NUT,NYLOCK JAM,BLACK ZINC,M8-1.25	1
A2	DWR1000B459	SPACER,STEEL,0.328" ID X 0.50" OD X 0.076" TH,B-1000-459	1
A3	SCRSHCS1170	SCREW,SHCS,BLACK ZINC,M8-1.25 X 80MM,GRADE 12.9	1
A4	DWR1056B024	SPACER, STEEL,8.8MM ID X 18MM OD X 25.8MM TH,B-1056-024	1
A5	WASNYLN1066	WASHER,BLACK,NYLON,8MM ID X 22MM OD X 3MM TH	1
A6	DWR1000B458	FOOT PLATFORM MOUNTING SLEEVE,FLANGE,STEEL,B-1000-458	1
*A7	BRGSBTH1000	BEARING,BALL THRUST,STAINLESS STEEL,0.3125" ID X 0.625" OD X 0.193" TH,(MCMMASTER-CARR: 6655K34)	1
A8	PROECAP1080	CAP,VINYL,0.50" ID,FITS 0.50" - 0.5625" OD,0.50" H,(MCMMASTER CARR: 9753K44)	2
<b>B1 - B2</b>	<b>FRMASMB6635</b>	<b>FOOT PLATFORM MOUNTING BRACKET,ASSY,JAZZYULTRA/610,D-1054-053</b>	<b>1</b>
B1	DWR1054C004	FOOT PLATFORM MOUNTING BRACKET,C-1054-004	1
*B2	DWR1054B025	LEVER,B-1054-025	2
<b>C1 - D3</b>	<b>FRMASMB8001</b>	<b>FOOT PLATFORM,ASSY,W/RUBBER MAT,E-1056-046</b>	<b>1</b>
C1	DWR1056E029	MAT,RUBBER,FOOT PLATFORM,E-1056-029	1
C2	DWR1056E031	FOOT PLATFORM,BOTTOM COVER,E-1056-031	1
C3	SCRPPH1036	SCREW, PPH,BLACK ZINC,M4-.7 X 8MM	10
C4	SCRSETS1096	SCREW,SET,BLACK ZINC,M10-1.5 X 30MM	1
C5	NUTJAM1028	NUT,JAM,BLACK ZINC CHROMATE,M10-1.5	1
<b>D1 - D3</b>	<b>FRMASMB8003</b>	<b>FOOT PLATFORM,ASSY,BASE,D-1056-033</b>	<b>1</b>
D1	DWR1056E030	FOOT PLATFORM,BASE,E-1056-030	1
D2	DWR1056E032	FOOT PLATFORM,STAMPING,E-1056-032	1
D3	SCRPPH1314	SCREW,PPH,BLACK ZINC,M5-.8 X 6MM,GRADE 8.8	10
<b>E1 - G2</b>	<b>FRMASMB7763</b>	<b>FRAME,ASSY,BATTERY ACCESS BRACKET,STANDARD,JAZZY/QUANTUM600</b>	<b>1</b>
E1	DWR1056D004	FOOT PLATFORM UPRIGHT TUBE WELDMENT,D-1056-004	1
<b>F1 - G2</b>	<b>FRMASMB6986</b>	<b>FOOTREST PIN &amp; LANYARD,ASSY,JAZZY600,C-1056-028</b>	<b>1</b>
F1	DWR1133B045	QUICK RELEASE PIN,SHOULDER STYLE-SELF LOCKING,6MM X 38.10MM GRIP LENGTH,B-1133-045	1
F2	DWR1133B044	RING,0.94"OD X 0.61" WIRE DIA, 1-3/4 TURNS,B-1133-044	1
<b>G1 - G2</b>	<b>FRMASMB6987</b>	<b>LANYARD,NYLON COATED WIRE ROPE,NATURAL RUBBER,LOOP END,LOOP W/TAB,6"LONG,C-1056-027</b>	<b>1</b>
G1	DWR1056B027	LANYARD TAB,B-1056-027	1
G2	LANWIRE1002	LANYARD WIRE,5.5"L,W/LOOPED ENDS	1

### Notes :

- \*A7 The item is a quantity of one but is illustrated as three parts for assembly purposes.
- \*B2 The item is a quantity of two but is illustrated as six parts for assembly purposes.
- \*E1- G2 Applicable to units manufactured prior to Serial Number J5709908001S10.



## VIII. Footrest Assembly — ATX

REF #	PART #	DESCRIPTION	QTY
<b>A1 - C6</b>	<b>FRMASMB9617</b>	<b>FOOT PLATFORM,ASSY,W/MOUNTING BRACKET,ATX,JAZZY600/6000,D-1201-004</b>	<b>1</b>
A1	PROECAP1080	CAP,VINYL,0.50" ID,FITS 0.50" - 0.5625" OD,0.50" H,(MCMMASTER CARR: 9753K44)	2
A2	SCRHHCS1363	SCREW,HHCS,BLACK ZINC,M8-1.25 X 60MM,GRADE 10.9	1
A3	WASWAVY1024	WASHER,BELLEVILLE,SPRING,8.05MM ID X 15.88MM OD X 0.81MM TH,B-1005-099,(MCMMASTER-CARR: 9712K66)	2
A4	DWR1056B024	SPACER,BLACK ZINC,STEEL,8.8MM ID X 18MM OD X 26.1MM TH,B-1056-024	1
A5	NUTNYLK1011	NUT,NYLOCK,BLACK ZINC,M8-1.25	1
<b>B1 - B2</b>	<b>FRMASMB9632</b>	<b>FOOT PLATFORM MOUNTING BRACKET,ASSY,JAZZY600,C-1056-075</b>	<b>1</b>
B1	DWR1056C009	FOOT PLATFORM MOUNTING BRACKET,C-1056-009	1
*B2	DWR1054B025	LEVER,B-1054-025	2
<b>C1 - C6</b>	<b>FRMASMB9228</b>	<b>FOOT PLATFORM,ASSY,W/RUBBER MAT,ATX,E-1201-005</b>	<b>1</b>
C1	DWR1201E004	FOOT PLATFORM,TOP COVER,E-1201-004	1
C2	DWR1201E002	FOOT PLATFORM,BASE WELDMENT,E-1201-002	1
C3	DWR1201E003	FOOT PLATFORM,BOTTOM COVER,E-1201-003	1
C4	SCRPPH1044	SCREW,PPH,BLACK ZINC,M4-.7 X 12MM	12
C5	SCRHHCS1543	SCREW,HHCS,BLACK ZINC,M10-1.5 X 45MM,GRADE 10.9,FULLY THREADED	1
C6	BRGFLNG1060	BEARING,FLANGE,BLACK,DELFIN,8.25MM ID X 13.13MM OD X 7MM TH X 24MM FOD X 2MM FTH,SELF TAP,C-1005-025	2
<b>*D1 - F2</b>	<b>FRMASMB12245</b>	<b>FRAME,ASSY,BATTERY ACCESS BRACKET,QUANTUM600,STANDARD,VERSION 2</b>	<b>1</b>
D1	DWR1056E054	FRAME,FOOT PLATFORM UPRIGHT TUBE WELDMENT,STANDARD,REINFORCED,E-1056-054	1
<b>E1 - F2</b>	<b>FRMASMB6986</b>	<b>FOOTREST PIN &amp; LANYARD,ASSY,JAZZY600,C-1056-028</b>	<b>1</b>
E1	DWR1133B045	QUICK RELEASE PIN,SHOULDER STYLE-SELF LOCKING,6MM X 38.10MM GRIP LENGTH,B-1133-045	1
E2	DWR1133B044	RING,0.94"OD X 0.61" WIRE DIA, 1-3/4 TURNS,B-1133-044	1
<b>F1 - F2</b>	<b>FRMASMB6987</b>	<b>LANYARD,NYLON COATED WIRE ROPE,NATURAL RUBBER,LOOP END,LOOP W/TAB,6"LONG,C-1056-027</b>	<b>1</b>
F1	DWR1056B027	LANYARD TAB,B-1056-027	1
F2	LANWIRE1002	LANYARD WIRE,5.5"L,W/LOOPED ENDS	1

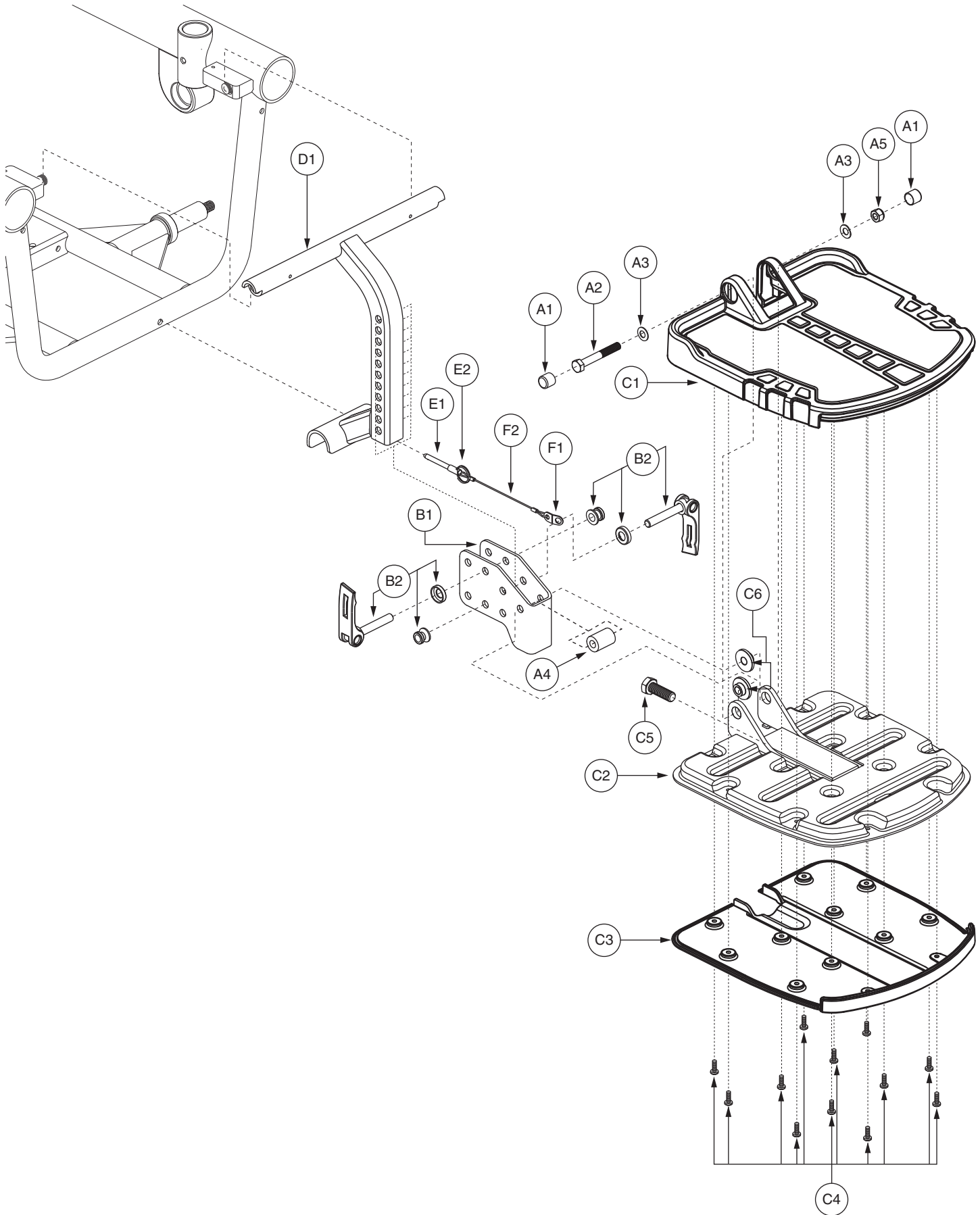
### Notes :

\*B2 The item is a quantity of two but is illustrated as six parts for assembly purposes.

\*D1 - F2 Applicable to Serial Number J5709908001S10 and subsequent.

# VIII. Footrest Assembly — ATX

Applicable to Serial Number J5708006001S10 and subsequent.



## VIII. Footrest Assembly — ATX

REF #	PART #	DESCRIPTION	QTY
<b>A1 - C6</b>	<b>FRMASMB9617</b>	<b>FOOT PLATFORM,ASSY,W/MOUNTING BRACKET,ATX,JAZZY600/6000,D-1201-004</b>	<b>1</b>
A1	PROECAP1080	CAP,VINYL,0.50" ID,FITS 0.50" - 0.5625" OD,0.50" H,(MCMMASTER CARR: 9753K44)	2
A2	SCRHHCS1363	SCREW,HHCS,BLACK ZINC,M8-1.25 X 60MM,GRADE 10.9	1
A3	WASWAVY1024	WASHER,BELLEVILLE,SPRING,8.05MM ID X 15.88MM OD X 0.81MM TH,B-1005-099,(MCMMASTER-CARR: 9712K66)	2
A4	DWR1056B024	SPACER,BLACK ZINC,STEEL,8.8MM ID X 18MM OD X 26.1MM TH,B-1056-024	1
A5	NUTNYLK1011	NUT,NYLOCK,BLACK ZINC,M8-1.25	1
<b>B1 - B2</b>	<b>FRMASMB9632</b>	<b>FOOT PLATFORM MOUNTING BRACKET,ASSY,JAZZY600,C-1056-075</b>	<b>1</b>
B1	DWR1056C009	FOOT PLATFORM MOUNTING BRACKET,C-1056-009	1
*B2	DWR1054B025	LEVER,B-1054-025	2
<b>C1 - C6</b>	<b>FRMASMB9228</b>	<b>FOOT PLATFORM,ASSY,W/RUBBER MAT,ATX,E-1201-005</b>	<b>1</b>
C1	DWR1201E004	FOOT PLATFORM,TOP COVER,E-1201-004	1
C2	DWR1201E002	FOOT PLATFORM,BASE WELDMENT,E-1201-002	1
C3	DWR1201E003	FOOT PLATFORM,BOTTOM COVER,E-1201-003	1
C4	SCRPPH1044	SCREW,PPH,BLACK ZINC,M4-.7 X 12MM	12
C5	SCRHHCS1543	SCREW,HHCS,BLACK ZINC,M10-1.5 X 45MM,GRADE 10.9,FULLY THREADED	1
C6	BRGFLNG1060	BEARING,FLANGE,BLACK,DELFIN,8.25MM ID X 13.13MM OD X 7MM TH X 24MM FOD X 2MM FTH,SELF TAP,C-1005-025	2
<b>*D1 - F2</b>	<b>FRMASMB7763</b>	<b>FRAME,ASSY,BATTERY ACCESS BRACKET,STANDARD,JAZZY/QUANTUM600</b>	<b>1</b>
D1	DWR1056D004	FOOT PLATFORM UPRIGHT TUBE WELDMENT,D-1056-004	1
<b>E1 - F2</b>	<b>FRMASMB6986</b>	<b>FOOTREST PIN &amp; LANYARD,ASSY,JAZZY600,C-1056-028</b>	<b>1</b>
E1	DWR1133B045	QUICK RELEASE PIN,SHOULDER STYLE-SELF LOCKING,6MM X 38.10MM GRIP LENGTH,B-1133-045	1
E2	DWR1133B044	RING,0.94"OD X 0.61" WIRE DIA, 1-3/4 TURNS,B-1133-044	1
<b>F1 - F2</b>	<b>FRMASMB6987</b>	<b>LANYARD,NYLON COATED WIRE ROPE,NATURAL RUBBER,LOOP END,LOOP W/TAB,6"LONG,C-1056-027</b>	<b>1</b>
F1	DWR1056B027	LANYARD TAB,B-1056-027	1
F2	LANWIRE1002	LANYARD WIRE,5.5"L,W/LOOPED ENDS	1

### Notes :

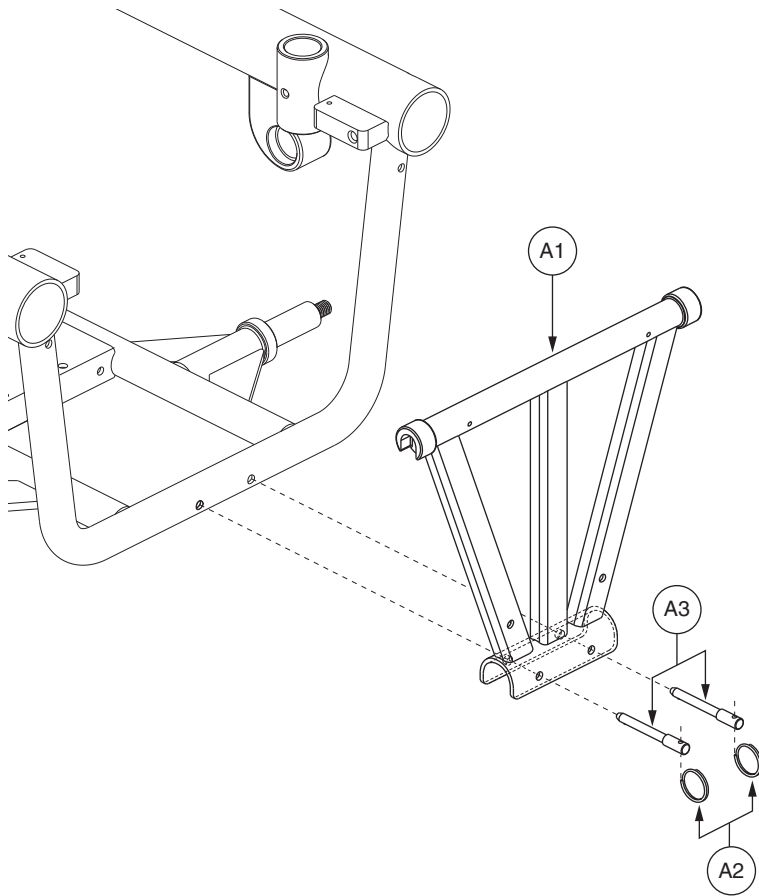
Applicable to Serial Number J5708006001S10 and subsequent.

\*B2 The item is a quantity of two but is illustrated as six parts for assembly purposes.

\*D1 - F2 Applicable to units manufactured prior to Serial Number J5709908001S10.

# VIII. Footrest Assembly — Power AFP Battery Access Bracket

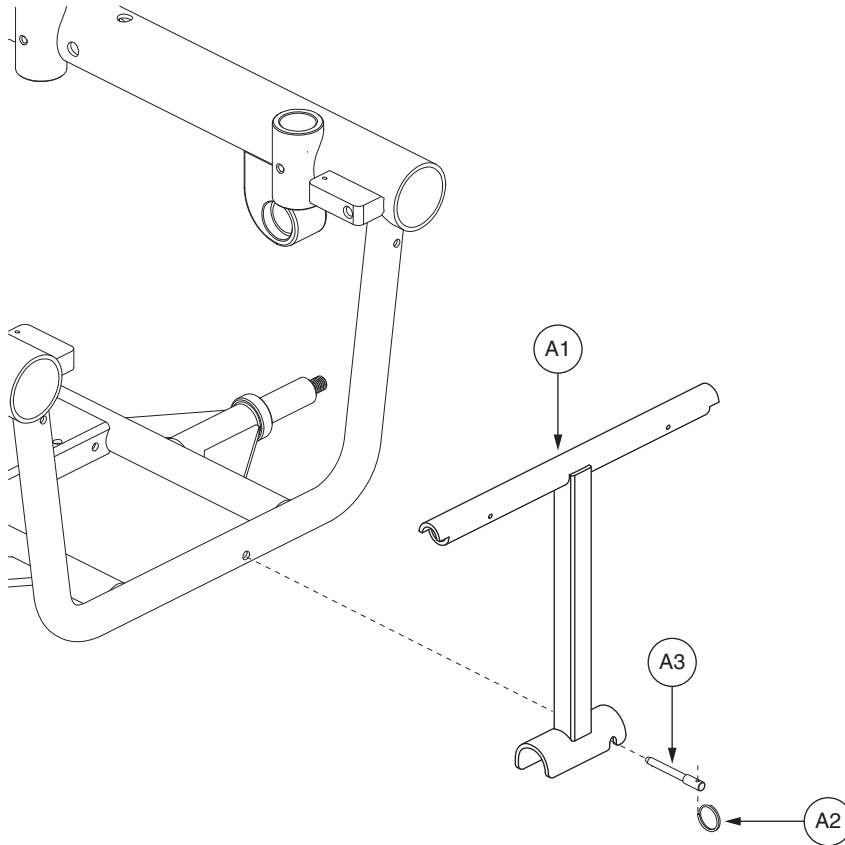
Applicable to Serial Number J5709908001S10 and subsequent.



REF #	PART #	DESCRIPTION	QTY
A1 - A3	FRMASMB12246	FRAME,ASSY,BATTERY ACCESS BRACKET,QUANTUM600,ARTICULATING FOOT PLATFORM,VERSION 2	1
A1	DWR1056E055	FRAME,FOOT PLATFORM UPRIGHT TUBE WELDMENT,FLAT,REINFORCED,E-1056-055	1
A2	DWR1133B044	RING,0.94"OD X 0.61" WIRE DIA, 1-3/4 TURNS,B-1133-044	2
A3	DWR1133B045	QUICK RELEASE PIN,SHOULDER STYLE-SELF LOCKING,6MM X 38.10MM GRIP LENGTH,B-1133-045	2

## VIII. Footrest Assembly — Power AFP Battery Access Bracket

Applicable to units manufactured prior to Serial Number J5709908001S10.



REF #	PART #	DESCRIPTION	QTY
A1 - A3	FRMASMB11181	FRAME,ASSY,BATTERY ACCESS BRACKET,ARTICULATING FOOT PLATFORM,JAZZY/QUANTUM600	1
A1	DWR1056D037	FRAME,FRONT DOOR UPRIGHT TUBE WELDMENT,D-1056-037	1
A2	DWR1133B044	RING,0.94"OD X 0.61" WIRE DIA, 1-3/4 TURNS,B-1133-044	1
A3	DWR1133B045	QUICK RELEASE PIN,SHOULDER STYLE-SELF LOCKING,6MM X 38.10MM GRIP LENGTH,B-1133-045	1

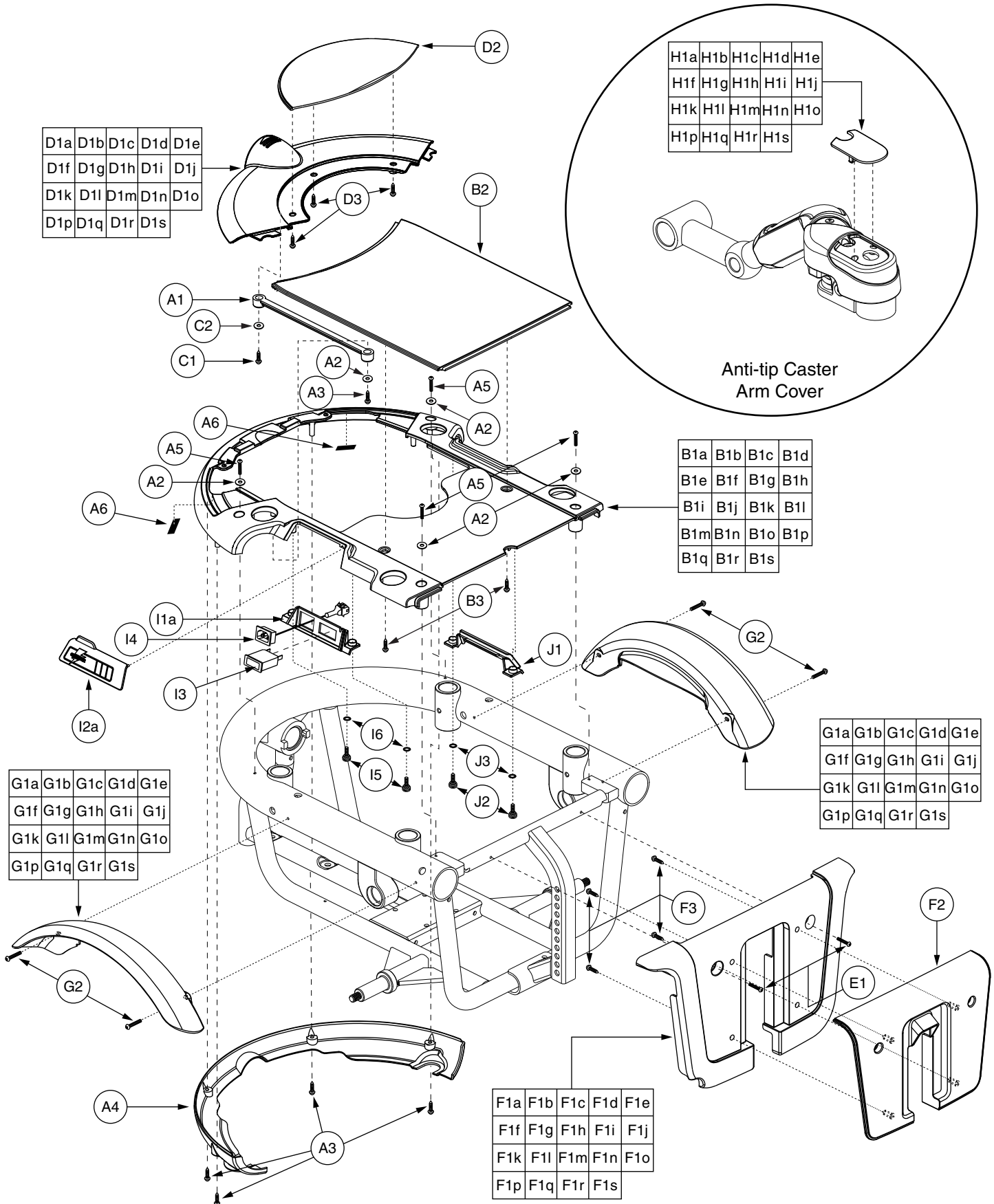


# IX. Shroud Assembly — Slide-on, Standard

REF #	PART #	DESCRIPTION	QTY
A1 - H1A	SHDASMB5603	SHROUD,ASSY,CANDY APPLE RED,QUANTUM600,SLIDE-ON	1
A1 - H1B	SHDASMB5606	SHROUD,ASSY,VIPER BLUE,QUANTUM600,SLIDE-ON	1
A1 - H1C	SHDASMB5609	SHROUD,ASSY,ONYX BLACK,QUANTUM600,SLIDE-ON	1
A1 - H1D	SHDASMB5612	SHROUD,ASSY,CHAMPAGNE,QUANTUM600,SLIDE-ON	1
*A1 - H1E	SHDASMB5615	SHROUD,ASSY,CUSTOM,QUANTUM600,SLIDE-ON	1
A1 - H1F	SHDASMB5618	SHROUD,ASSY,SUNBURST ORANGE,QUANTUM600,SLIDE-ON	1
A1 - H1G	SHDASMB5621	SHROUD,ASSY,SILVER,QUANTUM600,SLIDE-ON	1
A1 - H1H	SHDASMB5624	SHROUD,ASSY,SOLAR YELLOW,QUANTUM600,SLIDE-ON	1
A1 - H1I	SHDASMB5627	SHROUD,ASSY,CARDINAL RED,QUANTUM600,SLIDE-ON	1
A1 - H1J	SHDASMB5630	SHROUD,ASSY,VIOLET,QUANTUM600,SLIDE-ON	1
A1 - H1K	SHDASMB5633	SHROUD,ASSY,MARINER BLUE,QUANTUM600,SLIDE-ON	1
A1 - H1L	SHDASMB5636	SHROUD,ASSY,SPRING GREEN,QUANTUM600,SLIDE-ON	1
A1 - H1M	SHDASMB5639	SHROUD,ASSY,PEARL PINK,QUANTUM600,SLIDE-ON	1
A1 - H1N	SHDASMB5642	SHROUD,ASSY,TANGERINE,QUANTUM600,SLIDE-ON	1
A1 - H1O	SHDASMB5645	SHROUD,ASSY,KELLY GREEN,QUANTUM600,SLIDE-ON	1
A1 - H1P	SHDASMB5648	SHROUD,ASSY,PEWTER,QUANTUM600,SLIDE-ON	1
A1 - H1Q	SHDASMB5651	SHROUD,ASSY,EMERALD GREEN,QUANTUM600,SLIDE-ON	1
A1 - H1R	SHDASMB5654	SHROUD,ASSY,GRAPHITE BLUE,QUANTUM600,SLIDE-ON	1
A1 - H1S	SHDASMB5657	SHROUD,ASSY,SAPPHIRE BLUE,QUANTUM600,SLIDE-ON	1
A1	DWR1054C019	LANYARD,NATURAL RUBBER,6",C-1054-019	1
A2	WASMETR1042	WASHER,FLAT,BLACK ZINC,4.3MM ID X 12MM OD X 1MM TH,METRIC,GB96-4	5
A3	SCRPPSM1029	SCREW, PPH - SHEET METAL,BLACK ZINC,M4 X 10MM	5
A4	DWR1056E011	SHROUD,TUBE COVER,E-1056-011	1
A5	SCRPPH1163	SCREW,PPH,BLACK ZINC,M4-.7 X 10MM	4
A6	VELLOOP1024	REUSABLE FASTENER,0.75"W X 1.00"L,LOOP W/ADHESIVE BACK	2
<b>B1A - B3</b>	<b>SHDASMB5470</b>	<b>SHROUD,ASSY,CANDY APPLE RED,QUANTUM600,MAIN W/CENTER COVER,SLIDE-ON,E-1056-080</b>	<b>1</b>
B1A	DWR1056E070A	SHROUD,PAINTED,CANDY APPLE RED,QUANTUM600,MAIN,SLIDE-ON,E-1056-070	1
<b>B1B - B3</b>	<b>SHDASMB5471</b>	<b>SHROUD,ASSY,VIPER BLUE,QUANTUM600,MAIN W/CENTER COVER,SLIDE-ON,E-1056-080</b>	<b>1</b>
B1B	DWR1056E070B	SHROUD,PAINTED,VIPER BLUE,QUANTUM600,MAIN,SLIDE-ON,E-1056-070	1
<b>B1C - B3</b>	<b>SHDASMB5472</b>	<b>SHROUD,ASSY,ONYX BLACK,QUANTUM600,MAIN W/CENTER COVER,SLIDE-ON,E-1056-080</b>	<b>1</b>
B1C	DWR1056E070C	SHROUD,PAINTED,ONYX BLACK,QUANTUM600,MAIN,SLIDE-ON,E-1056-070	1
<b>B1D - B3</b>	<b>SHDASMB5473</b>	<b>SHROUD,ASSY,CHAMPAGNE,QUANTUM600,MAIN W/CENTER COVER,SLIDE-ON,E-1056-080</b>	<b>1</b>
B1D	DWR1056E070D	SHROUD,PAINTED,CHAMPAGNE,QUANTUM600,MAIN,SLIDE-ON,E-1056-070	1
<b>B1E - B3</b>	<b>SHDASMB5474</b>	<b>SHROUD,ASSY,CUSTOM,QUANTUM600,MAIN W/CENTER COVER,SLIDE-ON,E-1056-080</b>	<b>1</b>
B1E	DWR1056E070E	SHROUD,PAINTED,CUSTOM,QUANTUM600,MAIN,SLIDE-ON,E-1056-070	1
<b>B1F - B3</b>	<b>SHDASMB5475</b>	<b>SHROUD,ASSY,SUNBURST ORANGE,QUANTUM600,MAIN W/CENTER COVER,SLIDE-ON,E-1056-080</b>	<b>1</b>
B1F	DWR1056E070F	SHROUD,PAINTED,SUNBURST ORANGE,QUANTUM600,MAIN,SLIDE-ON,E-1056-070	1
<b>B1G - B3</b>	<b>SHDASMB5476</b>	<b>SHROUD,ASSY,SILVER,QUANTUM600,MAIN W/CENTER COVER,SLIDE-ON,E-1056-080</b>	<b>1</b>
B1G	DWR1056E070G	SHROUD,PAINTED,SILVER,QUANTUM600,MAIN,SLIDE-ON,E-1056-070	1
<b>B1H - B3</b>	<b>SHDASMB5477</b>	<b>SHROUD,ASSY,SOLAR YELLOW,QUANTUM600,MAIN W/CENTER COVER,SLIDE-ON,E-1056-080</b>	<b>1</b>
B1H	DWR1056E070H	SHROUD,PAINTED,SOLAR YELLOW,QUANTUM600,MAIN,SLIDE-ON,E-1056-070	1
<b>B1I - B3</b>	<b>SHDASMB5478</b>	<b>SHROUD,ASSY,CARDINAL RED,QUANTUM600,MAIN W/CENTER COVER,SLIDE-ON,E-1056-080</b>	<b>1</b>
B1I	DWR1056E070I	SHROUD,PAINTED,CARDINAL RED,QUANTUM600,MAIN,SLIDE-ON,E-1056-070	1

The parts list is continued on the subsequent pages.

# IX. Shroud Assembly — Slide-on, Standard



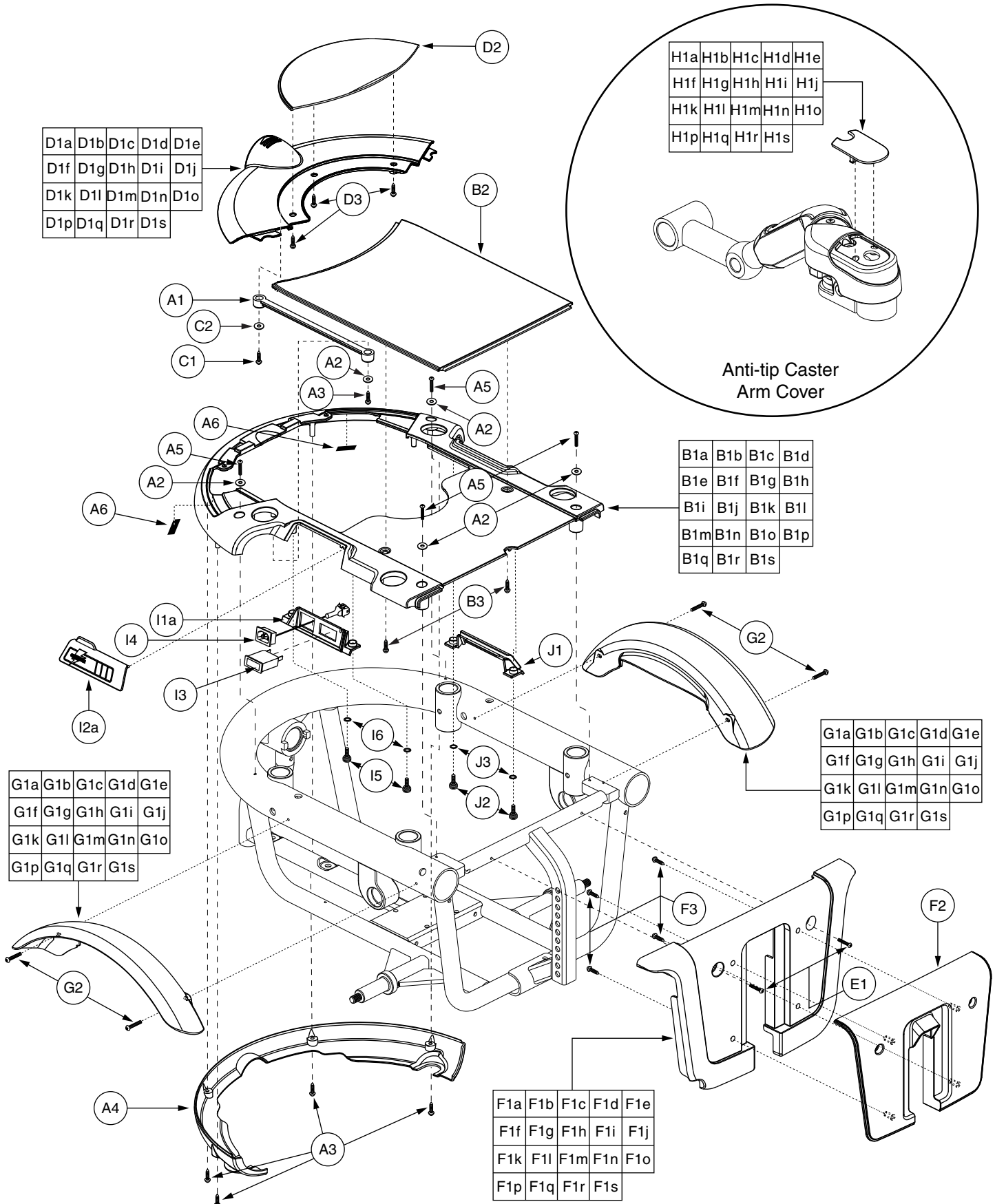
# IX. Shroud Assembly — Slide-on, Standard

The parts list is continued from the previous pages.

REF #	PART #	DESCRIPTION	QTY
B1J - B3	SHDASMB5479	SHROUD,ASSY,VIOLET,QUANTUM600,MAIN W/CENTER COVER,SLIDE-ON,E-1056-080	1
B1J	DWR1056E070J	SHROUD,PAINTED,VIOLET,QUANTUM600,MAIN,SLIDE-ON,E-1056-070	1
B1K - B3	SHDASMB5480	SHROUD,ASSY,MARINER BLUE,QUANTUM600,MAIN W/CENTER COVER,SLIDE-ON,E-1056-080	1
B1K	DWR1056E070K	SHROUD,PAINTED,MARINER BLUE,QUANTUM600,MAIN,SLIDE-ON,E-1056-070	1
B1L - B3	SHDASMB5481	SHROUD,ASSY,SPRING GREEN,QUANTUM600,MAIN W/CENTER COVER,SLIDE-ON,E-1056-080	1
B1L	DWR1056E070L	SHROUD,PAINTED,SPRING GREEN,QUANTUM600,MAIN,SLIDE-ON,E-1056-070	1
B1M - B3	SHDASMB5482	SHROUD,ASSY,PEARL PINK,QUANTUM600,MAIN W/CENTER COVER,SLIDE-ON,E-1056-080	1
B1M	DWR1056E070M	SHROUD,PAINTED,PEARL PINK,QUANTUM600,MAIN,SLIDE-ON,E-1056-070	1
B1N - B3	SHDASMB5483	SHROUD,ASSY,TANGERINE,QUANTUM600,MAIN W/CENTER COVER,SLIDE-ON,E-1056-080	1
B1N	DWR1056E070N	SHROUD,PAINTED,TANGERINE,QUANTUM600,MAIN,SLIDE-ON,E-1056-070	1
B1O - B3	SHDASMB5484	SHROUD,ASSY,KELLY GREEN,QUANTUM600,MAIN W/CENTER COVER,SLIDE-ON,E-1056-080	1
B1O	DWR1056E070O	SHROUD,PAINTED,KELLY GREEN,QUANTUM600,MAIN,SLIDE-ON,E-1056-070	1
B1P - B3	SHDASMB5485	SHROUD,ASSY,PEWTER,QUANTUM600,MAIN W/CENTER COVER,SLIDE-ON,E-1056-080	1
B1P	DWR1056E070P	SHROUD,PAINTED,PEWTER,QUANTUM600,MAIN,SLIDE-ON,E-1056-070	1
B1Q - B3	SHDASMB5486	SHROUD,ASSY,EMERALD GREEN,QUANTUM600,MAIN W/CENTER COVER,SLIDE-ON,E-1056-080	1
B1Q	DWR1056E070Q	SHROUD,PAINTED,EMERALD GREEN,QUANTUM600,MAIN,SLIDE-ON,E-1056-070	1
B1R — B3	SHDASMB5487	SHROUD,ASSY,GRAPHITE BLUE,QUANTUM600,MAIN W/CENTER COVER,SLIDE-ON,E-1056-080	1
B1R	DWR1056E070R	SHROUD,PAINTED,GRAPHITE BLUE,QUANTUM600,MAIN,SLIDE-ON,E-1056-070	1
B1S - B3	SHDASMB5488	SHROUD,ASSY,SAPPHIRE BLUE,QUANTUM600,MAIN W/CENTER COVER,SLIDE-ON,E-1056-080	1
B1S	DWR1056E070S	SHROUD,PAINTED,SAPPHIRE BLUE,QUANTUM600,MAIN,SLIDE-ON,E-1056-070	1
B2	DWR1056E017	SHROUD,CENTER,BLACK,E-1056-017	1
B3	SCRPPSM1029	SCREW, PPH - SHEET METAL, BLACK ZINC, M4 X 10MM	2
C1 - D3	SHDASMB5567	SHROUD,ASSY,CANDY APPLE RED,QUANTUM600,REAR DOOR,SLIDE-ON	1
C1 - D3	SHDASMB5568	SHROUD,ASSY,VIPER BLUE,QUANTUM600,REAR DOOR,SLIDE-ON	1
C1 - D3	SHDASMB5569	SHROUD,ASSY,ONYX BLACK,QUANTUM600,REAR DOOR,SLIDE-ON	1
C1 - D3	SHDASMB5570	SHROUD,ASSY,CHAMPAGNE,QUANTUM600,REAR DOOR,SLIDE-ON	1
C1 - D3	SHDASMB5571	SHROUD,ASSY,CUSTOM,QUANTUM600,REAR DOOR,SLIDE-ON	1
C1 - D3	SHDASMB5572	SHROUD,ASSY,SUNBURST ORANGE,QUANTUM600,REAR DOOR,SLIDE-ON	1
C1 - D3	SHDASMB5573	SHROUD,ASSY,SILVER,QUANTUM600,REAR DOOR,SLIDE-ON	1
C1 - D3	SHDASMB5574	SHROUD,ASSY,SOLAR YELLOW,QUANTUM600,REAR DOOR,SLIDE-ON	1
C1 - D3	SHDASMB5575	SHROUD,ASSY,CARDINAL RED,QUANTUM600,REAR DOOR,SLIDE-ON	1
C1 - D3	SHDASMB5576	SHROUD,ASSY,VIOLET,QUANTUM600,REAR DOOR,SLIDE-ON	1
C1 - D3	SHDASMB5577	SHROUD,ASSY,MARINER BLUE,QUANTUM600,REAR DOOR,SLIDE-ON	1
C1 - D3	SHDASMB5578	SHROUD,ASSY,SPRING GREEN,QUANTUM600,REAR DOOR,SLIDE-ON	1
C1 - D3	SHDASMB5579	SHROUD,ASSY,PEARL PINK,QUANTUM600,REAR DOOR,SLIDE-ON	1
C1 - D3	SHDASMB5580	SHROUD,ASSY,TANGERINE,QUANTUM600,REAR DOOR,SLIDE-ON	1
C1 - D3	SHDASMB5581	SHROUD,ASSY,KELLY GREEN,QUANTUM600,REAR DOOR,SLIDE-ON	1
C1 - D3	SHDASMB5582	SHROUD,ASSY,PEWTER,QUANTUM600,REAR DOOR,SLIDE-ON	1
C1 - D3	SHDASMB5583	SHROUD,ASSY,EMERALD GREEN,QUANTUM600,REAR DOOR,SLIDE-ON	1
C1 - D3	SHDASMB5584	SHROUD,ASSY,GRAPHITE BLUE,QUANTUM600,REAR DOOR,SLIDE-ON	1
C1 - D3	SHDASMB5585	SHROUD,ASSY,SAPPHIRE BLUE,QUANTUM600,REAR DOOR,SLIDE-ON	1
C1	SCRPPSM1029	SCREW, PPH - SHEET METAL, BLACK ZINC, M4 X 10MM	1
C2	WASMETR1042	WASHER,FLAT,BLACK ZINC,4.3MM ID X 12MM OD X 1MM TH,METRIC,GB96-4	1

The parts list is continued on the subsequent pages.

# IX. Shroud Assembly — Slide-on, Standard



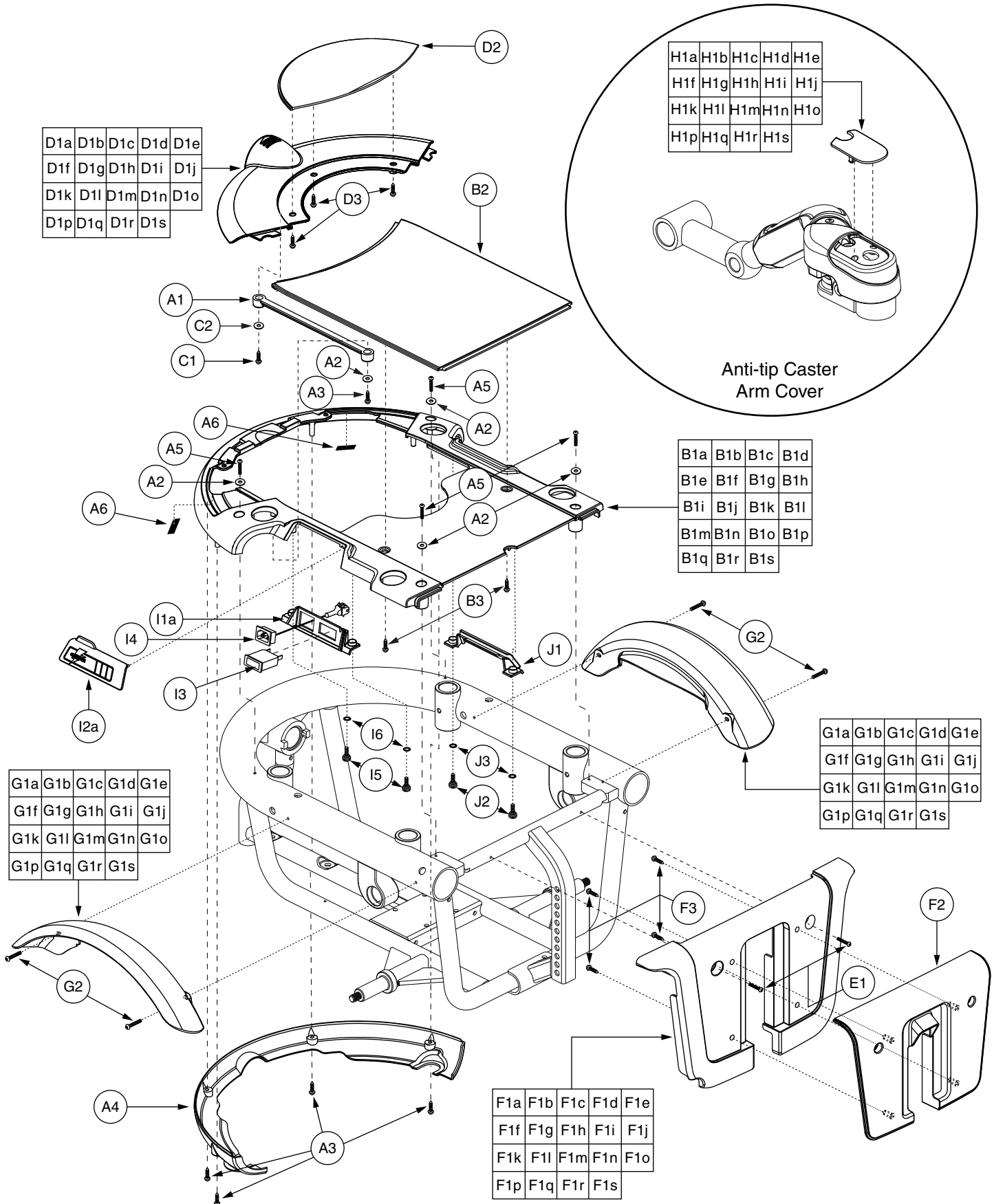
# IX. Shroud Assembly — Slide-on, Standard

The parts list is continued from the previous pages.

REF #	PART #	DESCRIPTION	QTY
D1A - D3	SHDASMB5489	SHROUD,ASSY,CANDY APPLE RED,QUANTUM600,REAR DOOR,SLIDE-ON,E-1056-081	1
D1A	DWR1056E071A	SHROUD,PAINTED,CANDY APPLE RED,QUANTUM600,REAR DOOR,SLIDE-ON,E-1056-071	1
D1B - D3	SHDASMB5490	SHROUD,ASSY,VIPER BLUE,QUANTUM600,REAR DOOR,SLIDE-ON,E-1056-081	1
D1B	DWR1056E071B	SHROUD,PAINTED,VIPER BLUE,QUANTUM600,REAR DOOR,SLIDE-ON,E-1056-071	1
D1C - D3	SHDASMB5491	SHROUD,ASSY,ONYX BLACK,QUANTUM600,REAR DOOR,SLIDE-ON,E-1056-081	1
D1C	DWR1056E071C	SHROUD,PAINTED,ONYX BLACK,QUANTUM600,REAR DOOR,SLIDE-ON,E-1056-071	1
D1D - D3	SHDASMB5492	SHROUD,ASSY,CHAMPAGNE,QUANTUM600,REAR DOOR,SLIDE-ON,E-1056-081	1
D1D	DWR1056E071D	SHROUD,PAINTED,CHAMPAGNE,QUANTUM600,REAR DOOR,SLIDE-ON,E-1056-071	1
D1E - D3	SHDASMB5493	SHROUD,ASSY,CUSTOM,QUANTUM600,REAR DOOR,SLIDE-ON,E-1056-081	1
D1E	DWR1056E071E	SHROUD,PAINTED,CUSTOM,QUANTUM600,REAR DOOR,SLIDE-ON,E-1056-071	1
D1F - D3	SHDASMB5494	SHROUD,ASSY,SUNBURST ORANGE,QUANTUM600,REAR DOOR,SLIDE-ON,E-1056-081	1
D1F	DWR1056E071F	SHROUD,PAINTED,SUNBURST ORANGE,QUANTUM600,REAR DOOR,SLIDE-ON,E-1056-071	1
D1G - D3	SHDASMB5495	SHROUD,ASSY,SILVER,QUANTUM600,REAR DOOR,SLIDE-ON,E-1056-081	1
D1G	DWR1056E071G	SHROUD,PAINTED,SILVER,QUANTUM600,REAR DOOR,SLIDE-ON,E-1056-071	1
D1H - D3	SHDASMB5496	SHROUD,ASSY,SOLAR YELLOW,QUANTUM600,REAR DOOR,SLIDE-ON,E-1056-081	1
D1H	DWR1056E071H	SHROUD,PAINTED,SOLAR YELLOW,QUANTUM600,REAR DOOR,SLIDE-ON,E-1056-071	1
D1I - D3	SHDASMB5497	SHROUD,ASSY,CARDINAL RED,QUANTUM600,REAR DOOR,SLIDE-ON,E-1056-081	1
D1I	DWR1056E071I	SHROUD,PAINTED,CARDINAL RED,QUANTUM600,REAR DOOR,SLIDE-ON,E-1056-071	1
D1J - D3	SHDASMB5498	SHROUD,ASSY,VIOLET,QUANTUM600,REAR DOOR,SLIDE-ON,E-1056-081	1
D1J	DWR1056E071J	SHROUD,PAINTED,VIOLET,QUANTUM600,REAR DOOR,SLIDE-ON,E-1056-071	1
D1K - D3	SHDASMB5499	SHROUD,ASSY,MARINER BLUE,QUANTUM600,REAR DOOR,SLIDE-ON,E-1056-081	1
D1K	DWR1056E071K	SHROUD,PAINTED,MARINER BLUE,QUANTUM600,REAR DOOR,SLIDE-ON,E-1056-071	1
D1L - D3	SHDASMB5500	SHROUD,ASSY,SPRING GREEN,QUANTUM600,REAR DOOR,SLIDE-ON,E-1056-081	1
D1L	DWR1056E071L	SHROUD,PAINTED,SPRING GREEN,QUANTUM600,REAR DOOR,SLIDE-ON,E-1056-071	1
D1M - D3	SHDASMB5501	SHROUD,ASSY,PEARL PINK,QUANTUM600,REAR DOOR,SLIDE-ON,E-1056-081	1
D1M	DWR1056E071M	SHROUD,PAINTED,PEARL PINK,QUANTUM600,REAR DOOR,SLIDE-ON,E-1056-071	1
D1N - D3	SHDASMB5502	SHROUD,ASSY,TANGERINE,QUANTUM600,REAR DOOR,SLIDE-ON,E-1056-081	1
D1N	DWR1056E071N	SHROUD,PAINTED,TANGERINE,QUANTUM600,REAR DOOR,SLIDE-ON,E-1056-071	1
D1O - D3	SHDASMB5503	SHROUD,ASSY,KELLY GREEN,QUANTUM600,REAR DOOR,SLIDE-ON,E-1056-081	1
D1O	DWR1056E071O	SHROUD,PAINTED,KELLY GREEN,QUANTUM600,REAR DOOR,SLIDE-ON,E-1056-071	1
D1P - D3	SHDASMB5504	SHROUD,ASSY,PEWTER,QUANTUM600,REAR DOOR,SLIDE-ON,E-1056-081	1
D1P	DWR1056E071P	SHROUD,PAINTED,PEWTER,QUANTUM600,REAR DOOR,SLIDE-ON,E-1056-071	1
D1Q - D3	SHDASMB5505	SHROUD,ASSY,EMERALD GREEN,QUANTUM600,REAR DOOR,SLIDE-ON,E-1056-081	1
D1Q	DWR1056E071Q	SHROUD,PAINTED,EMERALD GREEN,QUANTUM600,REAR DOOR,SLIDE-ON,E-1056-071	1
D1R - D3	SHDASMB5506	SHROUD,ASSY,GRAPHITE BLUE,QUANTUM600,REAR DOOR,SLIDE-ON,E-1056-081	1
D1R	DWR1056E071R	SHROUD,PAINTED,GRAPHITE BLUE,QUANTUM600,REAR DOOR,SLIDE-ON,E-1056-071	1
D1S - D3	SHDASMB5507	SHROUD,ASSY,SAPPHIRE BLUE,QUANTUM600,REAR DOOR,SLIDE-ON,E-1056-081	1
D1S	DWR1056E071S	SHROUD,PAINTED,SAPPHIRE BLUE,QUANTUM600,REAR DOOR,SLIDE-ON,E-1056-071	1
D2	DWR1056E013	SHROUD,REAR DOOR,BLACK,E-1056-013	1
D3	SCRPPSM1029	SCREW, PPH - SHEET METAL, BLACK ZINC, M4 X 10MM	3
E1 - F3	SHDASMB4083	SHROUD,ASSY,RED,JAZZY600,FOOTREST	1
E1 - F3	SHDASMB4087	SHROUD,ASSY,VIPER BLUE,JAZZY600,FOOTREST	1
E1 - F3	SHDASMB4266	SHROUD,ASSY,BLACK,JAZZY600,FOOTREST	1
E1 - F3	SHDASMB4273	SHROUD,ASSY,CHAMPAGNE,JAZZY600,FOOTREST	1
E1 - F3	SHDASMB4427	SHROUD,ASSY,CUSTOM COLOR,JAZZY600,FOOTREST	1

The parts list is continued on the subsequent pages.

# IX. Shroud Assembly — Slide-on, Standard

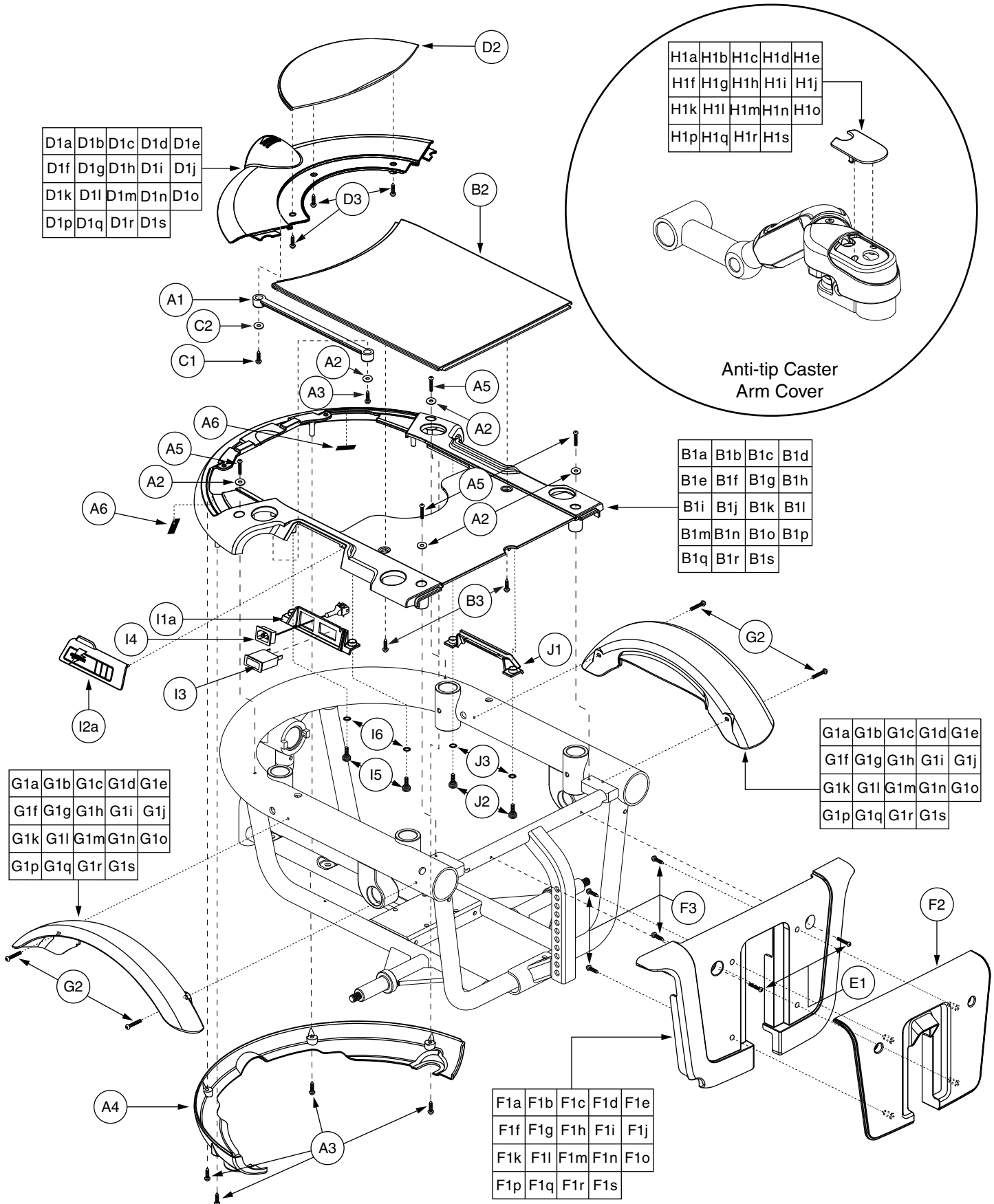


# IX. Shroud Assembly — Slide-on, Standard

The parts list is continued from the previous pages.

REF #	PART #	DESCRIPTION	QTY
E1 - F3	SHDASMB4489	SHROUD,ASSY,ORANGE,JAZZY600,FOOTREST	1
E1 - F3	SHDASMB4763	SHROUD,ASSY,SILVER,JAZZY600,FOOTREST	1
E1 - F3	SHDASMB4894	SHROUD,ASSY,SOLAR YELLOW,QUANTUM600,FOOTREST	1
E1 - F3	SHDASMB4906	SHROUD,ASSY,CARDINAL RED,QUANTUM600,FOOTREST	1
E1 - F3	SHDASMB4918	SHROUD,ASSY,VIOLET,QUANTUM600,FOOTREST	1
E1 - F3	SHDASMB4930	SHROUD,ASSY,MARINER BLUE,QUANTUM600,FOOTREST	1
E1 - F3	SHDASMB4942	SHROUD,ASSY,SPRING GREEN,QUANTUM600,FOOTREST	1
E1 - F3	SHDASMB4954	SHROUD,ASSY,PEARL PINK,QUANTUM600,FOOTREST	1
E1 - F3	SHDASMB5156	SHROUD,ASSY,TANGERINE,JAZZY600,FOOTREST	1
E1 - F3	SHDASMB5163	SHROUD,ASSY,KELLY GREEN,JAZZY600,FOOTREST	1
E1 - F3	SHDASMB5171	SHROUD,ASSY,PEWTER,JAZZY600,FOOTREST,E-1056-022	1
E1 - F3	SHDASMB5177	SHROUD,ASSY,EMERALD GREEN,JAZZY600,FOOTREST	1
E1 - F3	SHDASMB5184	SHROUD,ASSY,GRAPHITE BLUE,JAZZY600,FOOTREST	1
E1 - F3	SHDASMB5191	SHROUD,ASSY,SAPPHIRE BLUE,JAZZY600,FOOTREST	1
E1	SCRPPH1153	SCREW,PPH,BLACK ZINC,M4-.7 X 20MM	2
F1A - F3	SHDASMB4127	SHROUD,ASSY,RED,JAZZY600,FOOTREST,E-1056-022	1
F1A	SHDPNTD2467	SHROUD,PAINTED,RED,JAZZY600,FOOTREST,E-1056-016	1
F1B - F3	SHDASMB4128	SHROUD,ASSY,VIPER BLUE,JAZZY600,FOOTREST,E-1056-022	1
F1B	SHDPNTD2471	SHROUD,PAINTED,VIPER BLUE,JAZZY600,FOOTREST,E-1056-016	1
F1C - F3	SHDASMB4267	SHROUD,ASSY,BLACK,JAZZY600,FOOTREST,E-1056-022	1
F1C	SHDPNTD2559	SHROUD,PAINTED,BLACK,JAZZY600,FOOTREST,E-1056-016	1
F1D - F3	SHDASMB4274	SHROUD,ASSY,CHAMPAGNE,JAZZY600,FOOTREST,E-1056-022	1
F1D	SHDPNTD2563	SHROUD,PAINTED,CHAMPAGNE,JAZZY600,FOOTREST,E-1056-016	1
F1E - F3	SHDASMB4428	SHROUD,ASSY,CUSTOM COLOR,JAZZY600,FOOTREST,E-1056-022	1
F1E	SHDPNTD2643	SHROUD,PAINTED,CUSTOM,JAZZY600,FOOTREST,E-1056-016	1
F1F - F3	SHDASMB4490	SHROUD,ASSY,ORANGE,JAZZY600,FOOTREST,E-1056-022	1
F1F	SHDPNTD2676	SHROUD,PAINTED,ORANGE,JAZZY600,FOOTREST,E-1056-016	1
F1G - F3	SHDASMB4764	SHROUD,ASSY,SILVER,JAZZY600,FOOTREST,E-1056-022	1
F1G	SHDPNTD2870	SHROUD,PAINTED,SILVER,JAZZY600,FOOTREST,E-1056-016	1
F1H - F3	SHDASMB4895	SHROUD,ASSY,SOLAR YELLOW,QUANTUM600,FOOTREST,E-1056-022	1
F1H	SHDPNTD2943	SHROUD,PAINTED,SOLAR YELLOW,QUANTUM600,FOOTREST,E-1056-016	1
F1I - F3	SHDASMB4907	SHROUD,ASSY,CARDINAL RED,QUANTUM600,FOOTREST,E-1056-022	1
F1I	SHDPNTD2951	SHROUD,PAINTED,CARDINAL RED,QUANTUM600,FOOTREST,E-1056-016	1
F1J - F3	SHDASMB4919	SHROUD,ASSY,VIOLET,QUANTUM600,FOOTREST,E-1056-022	1
F1J	SHDPNTD2959	SHROUD,PAINTED,VIOLET,QUANTUM600,FOOTREST,E-1056-016	1
F1K - F3	SHDASMB4931	SHROUD,ASSY,MARINER BLUE,QUANTUM600,FOOTREST,E-1056-022	1
F1K	SHDPNTD2967	SHROUD,PAINTED,MARINER BLUE,QUANTUM600,FOOTREST,E-1056-016	1
F1L - F3	SHDASMB4943	SHROUD,ASSY,SPRING GREEN,QUANTUM600,FOOTREST,E-1056-022	1
F1L	SHDPNTD2975	SHROUD,PAINTED,SPRING GREEN,QUANTUM600,FOOTREST,E-1056-016	1
F1M - F3	SHDASMB4955	SHROUD,ASSY,PEARL PINK,QUANTUM600,FOOTREST,E-1056-022	1
F1M	SHDPNTD2983	SHROUD,PAINTED,PEARL PINK,QUANTUM600,FOOTREST,E-1056-016	1
F1N - F3	SHDASMB5157	SHROUD,ASSY,TANGERINE,JAZZY600,FOOTREST,E-1056-022	1
F1N	SHDPNTD3066	SHROUD,PAINTED,TANGERINE,JAZZY600,FOOTREST,E-1056-016	1
F1O - F3	SHDASMB5164	SHROUD,ASSY,KELLY GREEN,JAZZY600,FOOTREST,E-1056-022	1
F1O	SHDPNTD3071	SHROUD,PAINTED,KELLY GREEN,JAZZY600,FOOTREST,E-1056-016	1

The parts list is continued on the subsequent pages.



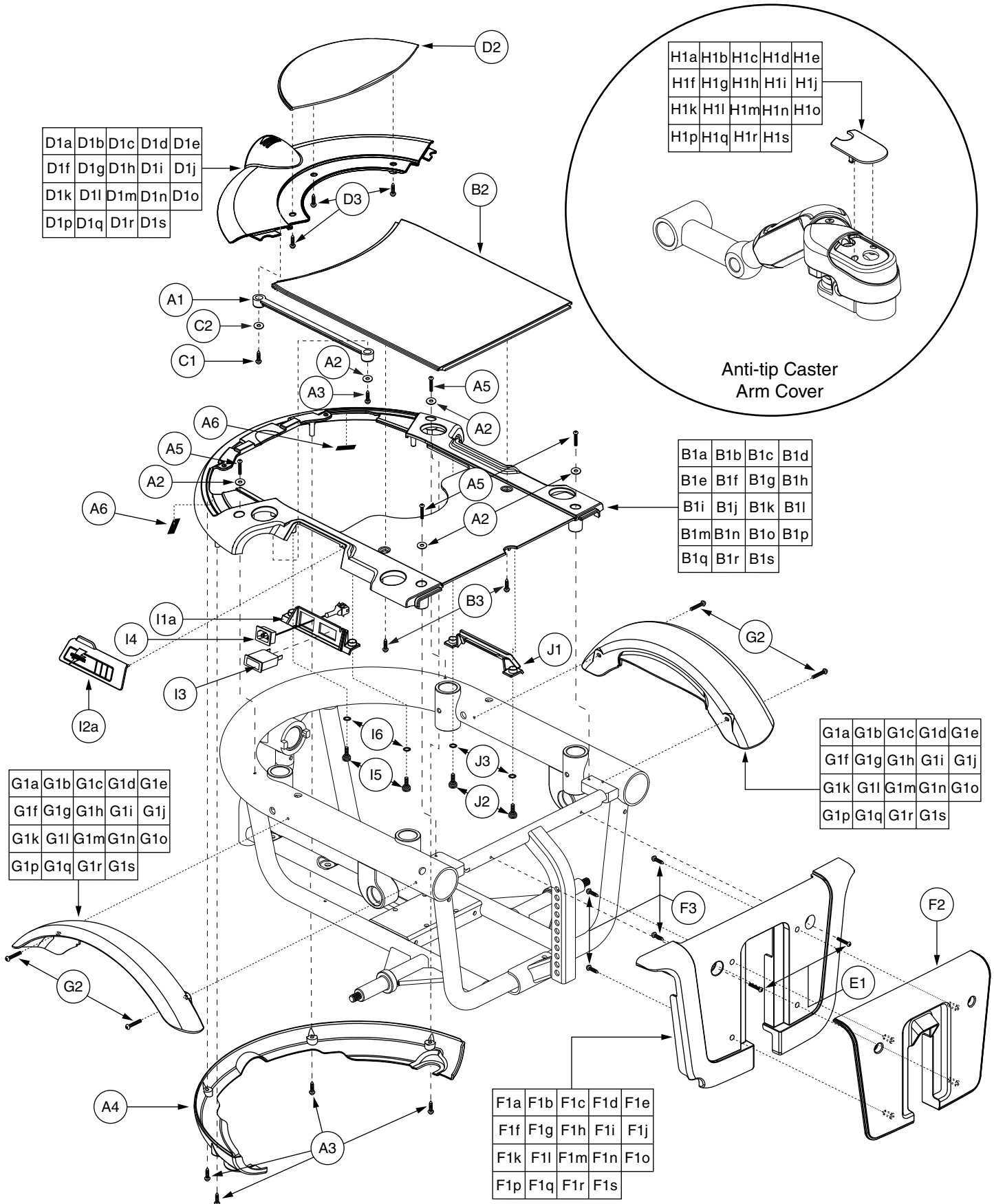
# IX. Shroud Assembly — Slide-on, Standard

The parts list is continued from the previous pages.

REF #	PART #	DESCRIPTION	QTY
<b>F1P - F3</b>	<b>SHDASMB5171</b>	<b>SHROUD,ASSY,PEWTER,JAZZY600,FOOTREST,E-1056-022</b>	<b>1</b>
F1P	SHDPNTD3076	SHROUD,PAINTED,PEWTER,JAZZY600,FOOTREST,E-1056-016	1
<b>F1Q - F3</b>	<b>SHDASMB5178</b>	<b>SHROUD,ASSY,EMERALD GREEN,JAZZY600,FOOTREST,E-1056-022</b>	<b>1</b>
F1Q	SHDPNTD3081	SHROUD,PAINTED,EMERALD GREEN,JAZZY600,FOOTREST,E-1056-016	1
<b>F1R - F3</b>	<b>SHDASMB5185</b>	<b>SHROUD,ASSY,GRAPHITE BLUE,JAZZY600,FOOTREST,E-1056-022</b>	<b>1</b>
F1R	SHDPNTD3086	SHROUD,PAINTED,GRAPHITE BLUE,JAZZY600,FOOTREST,E-1056-016	1
<b>F1S - F3</b>	<b>SHDASMB5192</b>	<b>SHROUD,ASSY,SAPPHIRE BLUE,JAZZY600,FOOTREST,E-1056-022</b>	<b>1</b>
F1S	SHDPNTD3091	SHROUD,PAINTED,SAPPHIRE BLUE,JAZZY600,FOOTREST,E-1056-016	1
F2	DWR1056E015	SHROUD,FRONT DOOR,BLACK,E-1056-015	1
F3	SCRPPSM1029	SCREW, PPH - SHEET METAL,BLACK ZINC,M4 X 10MM	4
<b>G1A - G2</b>	<b>SHDASMB4084</b>	<b>SHROUD,ASSY,RED,JAZZY600,FENDER</b>	<b>2</b>
G1A	SHDPNTD2468	SHROUD,PAINTED,RED,JAZZY600,FENDER,E-1056-008	1
<b>G1B - G2</b>	<b>SHDASMB4088</b>	<b>SHROUD,ASSY,VIPER BLUE,JAZZY600,FENDER</b>	<b>2</b>
G1B	SHDPNTD2472	SHROUD,PAINTED,VIPER BLUE,JAZZY600,FENDER,E-1056-008	1
<b>G1C - G2</b>	<b>SHDASMB4268</b>	<b>SHROUD,ASSY,BLACK,JAZZY600,FENDER</b>	<b>2</b>
G1C	SHDPNTD2560	SHROUD,PAINTED,BLACK,JAZZY600,FENDER,E-1056-008	1
<b>G1D - G2</b>	<b>SHDASMB4275</b>	<b>SHROUD,ASSY,CHAMPAGNE,JAZZY600,FENDER</b>	<b>2</b>
G1D	SHDPNTD2564	SHROUD,PAINTED,CHAMPAGNE,JAZZY600,FENDER,E-1056-008	1
<b>G1E - G2</b>	<b>SHDASMB4429</b>	<b>SHROUD,ASSY,CUSTOM COLOR,JAZZY600,FENDER</b>	<b>2</b>
G1E	SHDPNTD2644	SHROUD,PAINTED,CUSTOM,JAZZY600,FENDER,E-1056-008	1
<b>G1F - G2</b>	<b>SHDASMB4491</b>	<b>SHROUD,ASSY,ORANGE,JAZZY600,FENDER</b>	<b>2</b>
G1F	SHDPNTD2677	SHROUD,PAINTED,ORANGE,JAZZY600,FENDER,E-1056-008	1
<b>G1G - G2</b>	<b>SHDASMB4765</b>	<b>SHROUD,ASSY,SILVER,JAZZY600,FENDER</b>	<b>2</b>
G1G	SHDPNTD2871	SHROUD,PAINTED,SILVER,JAZZY600,FENDER,E-1056-008	1
<b>G1H - G2</b>	<b>SHDASMB4896</b>	<b>SHROUD,ASSY,SOLAR YELLOW,QUANTUM600,FENDER</b>	<b>2</b>
G1H	SHDPNTD2944	SHROUD,PAINTED,SOLAR YELLOW,QUANTUM600,FENDER,E-1056-008	1
<b>G1I - G2</b>	<b>SHDASMB4908</b>	<b>SHROUD,ASSY,CARDINAL RED,QUANTUM600,FENDER</b>	<b>2</b>
G1I	SHDPNTD2952	SHROUD,PAINTED,CARDINAL RED,QUANTUM600,FENDER,E-1056-008	1
<b>G1J - G2</b>	<b>SHDASMB4920</b>	<b>SHROUD,ASSY,VIOLET,QUANTUM600,FENDER</b>	<b>2</b>
G1J	SHDPNTD2960	SHROUD,PAINTED,VIOLET,QUANTUM600,FENDER,E-1056-008	1
<b>G1K - G2</b>	<b>SHDASMB4932</b>	<b>SHROUD,ASSY,MARINER BLUE,QUANTUM600,FENDER</b>	<b>2</b>
G1K	SHDPNTD2968	SHROUD,PAINTED,MARINER BLUE,QUANTUM600,FENDER,E-1056-008	1
<b>G1L - G2</b>	<b>SHDASMB4944</b>	<b>SHROUD,ASSY,SPRING GREEN,QUANTUM600,FENDER</b>	<b>2</b>
G1L	SHDPNTD2976	SHROUD,PAINTED,SPRING GREEN,QUANTUM600,FENDER,E-1056-008	1
<b>G1M - G2</b>	<b>SHDASMB4956</b>	<b>SHROUD,ASSY,PEARL PINK,QUANTUM600,FENDER</b>	<b>2</b>
G1M	SHDPNTD2984	SHROUD,PAINTED,PEARL PINK,QUANTUM600,FENDER,E-1056-008	1
<b>G1N - G2</b>	<b>SHDASMB5158</b>	<b>SHROUD,ASSY,TANGERINE,JAZZY600,FENDER</b>	<b>2</b>
G1N	SHDPNTD3067	SHROUD,PAINTED,TANGERINE,JAZZY600,FENDER,E-1056-008	1
<b>G1O - G2</b>	<b>SHDASMB5165</b>	<b>SHROUD,ASSY,KELLY GREEN,JAZZY600,FENDER</b>	<b>2</b>
G1O	SHDPNTD3072	SHROUD,PAINTED,KELLY GREEN,JAZZY600,FENDER,E-1056-008	1
<b>G1P - G2</b>	<b>SHDASMB5172</b>	<b>SHROUD,ASSY,PEWTER,JAZZY600,FENDER</b>	<b>2</b>
G1P	SHDPNTD3077	SHROUD,PAINTED,PEWTER,JAZZY600,FENDER,E-1056-008	1
<b>G1Q - G2</b>	<b>SHDASMB5179</b>	<b>SHROUD,ASSY,EMERALD GREEN,JAZZY600,FENDER</b>	<b>2</b>
G1Q	SHDPNTD3082	SHROUD,PAINTED,EMERALD GREEN,JAZZY600,FENDER,E-1056-008	1
<b>G1R - G2</b>	<b>SHDASMB5186</b>	<b>SHROUD,ASSY,GRAPHITE BLUE,JAZZY600,FENDER</b>	<b>2</b>

The parts list is continued on the subsequent pages.

# IX. Shroud Assembly — Slide-on, Standard



# IX. Shroud Assembly — Slide-on, Standard

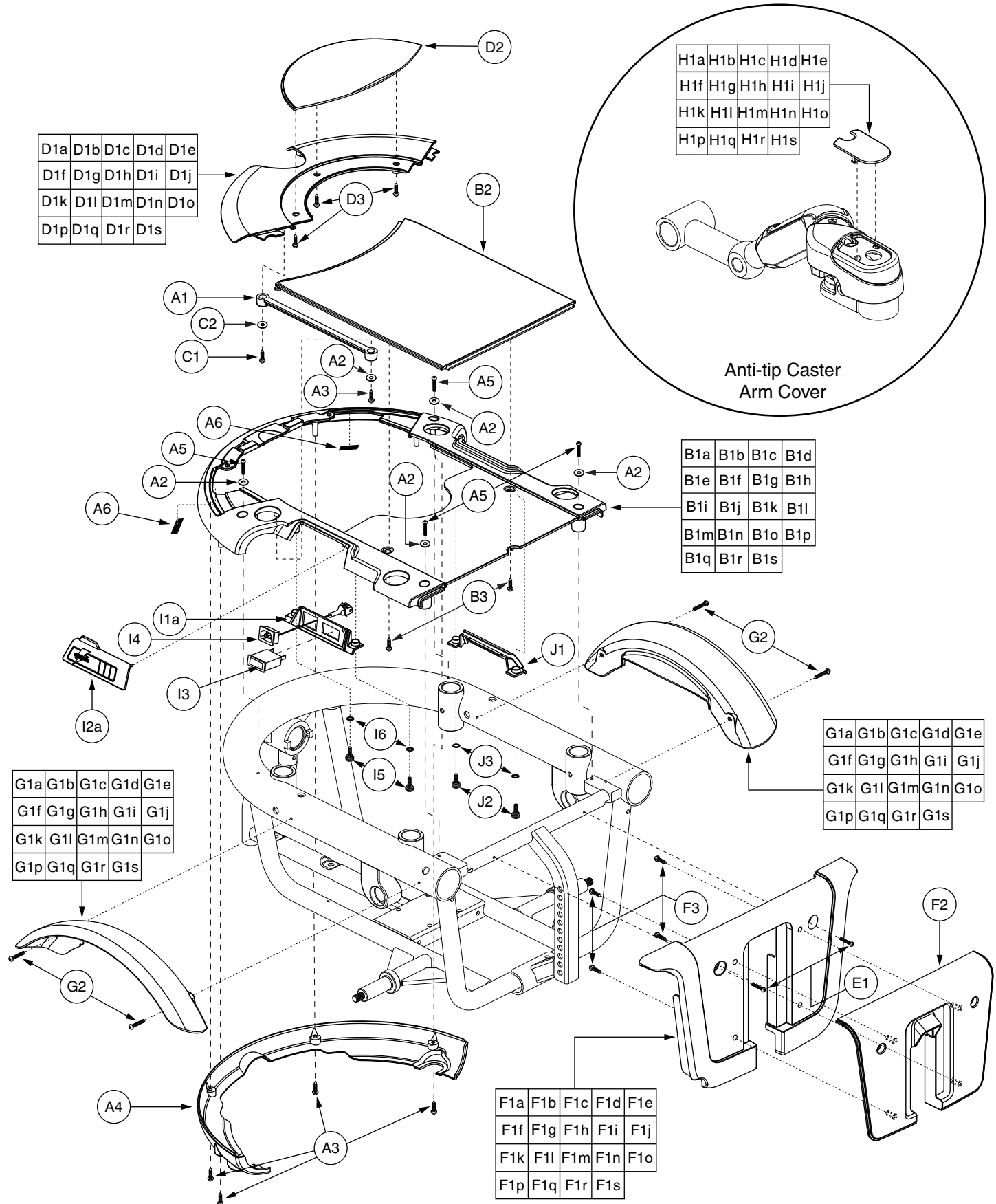
The parts list is continued from the previous pages.

REF #	PART #	DESCRIPTION	QTY
G1R	SHDPNTD3087	SHROUD,PAINTED,GRAPHITE BLUE,JAZZY600,FENDER,E-1056-008	1
<b>G1S - G2</b>	<b>SHDASMB5193</b>	<b>SHROUD,ASSY,SAPPHIRE BLUE,JAZZY600,FENDER</b>	<b>2</b>
G1S	SHDPNTD3092	SHROUD,PAINTED,SAPPHIRE BLUE,JAZZY600,FENDER,E-1056-008	1
G2	SCRPPH1163	SCREW,PPH,BLACK ZINC,M4-.7 X 10MM	2
<b>*H1A</b>	<b>SHDPNTD2629</b>	<b>SHROUD,PAINTED,RED,JAZZY600,CASTER ARM COVER,D-1056-031</b>	<b>2</b>
<b>*H1B</b>	<b>SHDPNTD2630</b>	<b>SHROUD,PAINTED,VIPER BLUE,JAZZY600,CASTER ARM COVER,D-1056-031</b>	<b>2</b>
<b>*H1C</b>	<b>SHDPNTD2631</b>	<b>SHROUD,PAINTED,BLACK,JAZZY600,CASTER ARM COVER,D-1056-031</b>	<b>2</b>
<b>*H1D</b>	<b>SHDPNTD2632</b>	<b>SHROUD,PAINTED,CHAMPAGNE,JAZZY600,CASTER ARM COVER,D-1056-031</b>	<b>2</b>
<b>*H1E</b>	<b>SHDPNTD2645</b>	<b>SHROUD,PAINTED,CUSTOM,JAZZY600,CASTER ARM,D-1056-031</b>	<b>2</b>
<b>*H1F</b>	<b>SHDPNTD2678</b>	<b>SHROUD,PAINTED,ORANGE,JAZZY600,CASTER ARM COVER,D-1056-031</b>	<b>2</b>
<b>*H1G</b>	<b>SHDPNTD2872</b>	<b>SHROUD,PAINTED,SILVER,JAZZY600,CASTER ARM COVER,D-1056-031</b>	<b>2</b>
<b>*H1H</b>	<b>SHDPNTD2945</b>	<b>SHROUD,PAINTED,SOLAR YELLOW,QUANTUM600,CASTER ARM COVER,D-1056-031</b>	<b>2</b>
<b>*H1I</b>	<b>SHDPNTD2953</b>	<b>SHROUD,PAINTED,CARDINAL RED,QUANTUM600,CASTER ARM COVER,D-1056-031</b>	<b>2</b>
<b>*H1J</b>	<b>SHDPNTD2961</b>	<b>SHROUD,PAINTED,VIOLET,QUANTUM600,CASTER ARM COVER,D-1056-031</b>	<b>2</b>
<b>*H1K</b>	<b>SHDPNTD2969</b>	<b>SHROUD,PAINTED,MARINER BLUE,QUANTUM600,CASTER ARM COVER,D-1056-031</b>	<b>2</b>
<b>*H1L</b>	<b>SHDPNTD2977</b>	<b>SHROUD,PAINTED,SPRING GREEN,QUANTUM600,CASTER ARM COVER,D-1056-031</b>	<b>2</b>
<b>*H1M</b>	<b>SHDPNTD2985</b>	<b>SHROUD,PAINTED,PEARL PINK,QUANTUM600,CASTER ARM COVER,D-1056-031</b>	<b>2</b>
<b>*H1N</b>	<b>SHDPNTD3068</b>	<b>SHROUD,PAINTED,TANGERINE,JAZZY600,CASTER ARM COVER,D-1056-031</b>	<b>2</b>
<b>*H1O</b>	<b>SHDPNTD3073</b>	<b>SHROUD,PAINTED,KELLY GREEN,JAZZY610,CASTER ARM COVER,D-1056-031</b>	<b>2</b>
<b>*H1P</b>	<b>SHDPNTD3078</b>	<b>SHROUD,PAINTED,PEWTER,JAZZY600,CASTER ARM COVER,D-1056-031</b>	<b>2</b>
<b>*H1Q</b>	<b>SHDPNTD3083</b>	<b>SHROUD,PAINTED,EMERALD GREEN,JAZZY610,CASTER ARM COVER,D-1056-031</b>	<b>2</b>
<b>*H1R</b>	<b>SHDPNTD3088</b>	<b>SHROUD,PAINTED,GRAPHITE BLUE,JAZZY600,CASTER ARM COVER,D-1056-031</b>	<b>2</b>
<b>*H1S</b>	<b>SHDPNTD3093</b>	<b>SHROUD,PAINTED,SAPPHIRE BLUE,JAZZY600,CASTER ARM COVER,D-1056-031</b>	<b>2</b>
<b>I1a - J3</b>	<b>ELEASMB6277</b>	<b>ELECTRONIC,ASSY,ONBOARD CHARGER,RECHARGE PANEL,RIGHT</b>	<b>1</b>
<b>*I1b - J3</b>	<b>ELEASMB6278</b>	<b>ELECTRONIC,ASSY,ONBOARD CHARGER,RECHARGE PANEL,LEFT</b>	<b>1</b>
<b>I1a - I6</b>	<b>ELEASMB3594</b>	<b>ELECTRONIC,ASSY,RECHARGE PANEL,RIGHT</b>	<b>1</b>
<b>I1b - I6</b>	<b>ELEASMB6378</b>	<b>ELECTRONIC,ASSY,RECHARGE PANEL,LEFT</b>	<b>1</b>
I1a	DWR1054D018	COVER,RECHARGE PANEL,RIGHT,D-1054-018	1
I1b	DWR1056D010	COVER,RECHARGE PANEL,LEFT,D-1056-010	1
I2a	DWR1054D017	COVER,CHARGER,RUBBER,RIGHT,D-1054-017	1
I2b	DWR1056C015	COVER,CHARGER,RUBBER,LEFT,C-1056-015	1
I3	ELEMETR1015	ELECTRONIC,AMMETER,HORIZONTAL, 0-6, FLAT BEZEL FACE,(PRIME:MODEL50)	1
I4	HARUSHD2112	ELECTRONIC,HARNESS,A/C CHGR INPUT,WITH AMP 1-350346-0,H-1107-007	1
I5	PLSKNCP1047	KNOB,PLASTIC,M4-.7 x 12MM,KNURLED HEAD,C-1054-034	2
I6	WASNEOP1003	WASHER,BLACK,NEOPRENE,3.20MM ID X 7.00MM OD X 1.90MM TH,O-RING	2
<b>J1 - J3</b>	<b>ELEASMB4269</b>	<b>ELECTRONIC,ASSY,BLANK PANEL</b>	<b>1</b>
J1	DWR1054C006	COVER,BLANK,JET,C-1054-006	1
J2	PLSKNCP1047	KNOB,PLASTIC,M4-.7 x 12MM,KNURLED HEAD,C-1054-034	2
J3	WASNEOP1003	WASHER,BLACK,NEOPRENE,3.20MM ID X 7.00MM OD X 1.90MM TH,O-RING	2

## Notes :

Top-level assemblies will include components designated with corresponding extensions. Capital letter extensions are designated for color options, and lower-case extensions are designated for right and left side assemblies. Parts without extensions will be included in all top-level assemblies. For items \*H1A through \*H1S, one is shown.

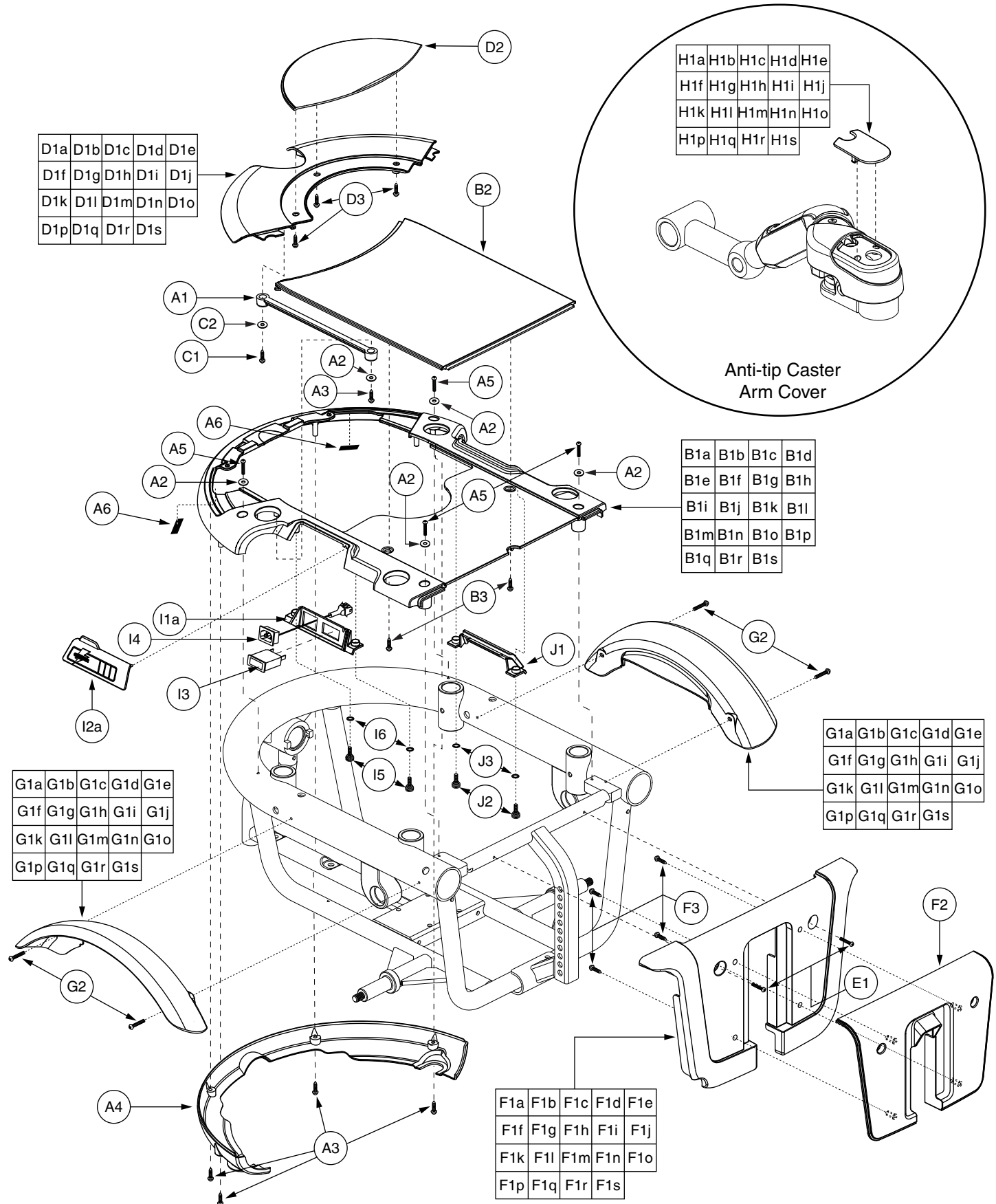
**\*A1 - H1E** Custom color option available. Please contact Pride Technical Service for more information.  
**\*I1b - J3** Left side assemblies not shown.



# IX. Shroud Assembly — Slide-on, TRU-Balance Pediatric Tilt

REF #	PART #	DESCRIPTION	QTY
A1 - H1A	SHDASMB5605	SHROUD,ASSY,CANDY APPLE RED,MODIFIED FOR TRU-BALANCE PEDIATRIC TILT,QUANTUM600,SLIDE-ON	1
A1 - H1B	SHDASMB5608	SHROUD,ASSY,VIPER BLUE,MODIFIED FOR TRU-BALANCE PEDIATRIC TILT,QUANTUM600,SLIDE-ON	1
A1 - H1C	SHDASMB5611	SHROUD,ASSY,ONYX BLACK,MODIFIED FOR TRU-BALANCE PEDIATRIC TILT,QUANTUM600,SLIDE-ON	1
A1 - H1D	SHDASMB5614	SHROUD,ASSY,CHAMPAGNE,MODIFIED FOR TRU-BALANCE PEDIATRIC TILT,QUANTUM600,SLIDE-ON	1
*A1 - H1E	SHDASMB5617	SHROUD,ASSY,CUSTOM,MODIFIED FOR TRU-BALANCE PEDIATRIC TILT,QUANTUM600,SLIDE-ON	1
A1 - H1F	SHDASMB5620	SHROUD,ASSY,SUNBURST ORANGE,MODIFIED FOR TRU-BALANCE PEDIATRIC TILT,QUANTUM600,SLIDE-ON	1
A1 - H1G	SHDASMB5623	SHROUD,ASSY,SILVER,MODIFIED FOR TRU-BALANCE PEDIATRIC TILT,QUANTUM600,SLIDE-ON	1
A1 - H1H	SHDASMB5626	SHROUD,ASSY,SOLAR YELLOW,MODIFIED FOR TRU-BALANCE PEDIATRIC TILT,QUANTUM600,SLIDE-ON	1
A1 - H1I	SHDASMB5629	SHROUD,ASSY,CARDINAL RED,MODIFIED FOR TRU-BALANCE PEDIATRIC TILT,QUANTUM600,SLIDE-ON	1
A1 - H1J	SHDASMB5632	SHROUD,ASSY,VIOLET,MODIFIED FOR TRU-BALANCE PEDIATRIC TILT,QUANTUM600,SLIDE-ON	1
A1 - H1K	SHDASMB5635	SHROUD,ASSY,MARINER BLUE,MODIFIED FOR TRU-BALANCE PEDIATRIC TILT,QUANTUM600,SLIDE-ON	1
A1 - H1L	SHDASMB5638	SHROUD,ASSY,SPRING GREEN,MODIFIED FOR TRU-BALANCE PEDIATRIC TILT,QUANTUM600,SLIDE-ON	1
A1 - H1M	SHDASMB5641	SHROUD,ASSY,PEARL PINK,MODIFIED FOR TRU-BALANCE PEDIATRIC TILT,QUANTUM600,SLIDE-ON	1
A1 - H1N	SHDASMB5644	SHROUD,ASSY,TANGERINE,MODIFIED FOR TRU-BALANCE PEDIATRIC TILT,QUANTUM600,SLIDE-ON	1
A1 - H1O	SHDASMB5647	SHROUD,ASSY,KELLY GREEN,MODIFIED FOR TRU-BALANCE PEDIATRIC TILT,QUANTUM600,SLIDE-ON	1
A1 - H1P	SHDASMB5650	SHROUD,ASSY,PEWTER,MODIFIED FOR TRU-BALANCE PEDIATRIC TILT,QUANTUM600,SLIDE-ON	1
A1 - H1Q	SHDASMB5653	SHROUD,ASSY,EMERALD GREEN,MODIFIED FOR TRU-BALANCE PEDIATRIC TILT,QUANTUM600,SLIDE-ON	1
A1 - H1R	SHDASMB5656	SHROUD,ASSY,GRAPHITE BLUE,MODIFIED FOR TRU-BALANCE PEDIATRIC TILT,QUANTUM600,SLIDE-ON	1
A1 - H1S	SHDASMB5659	SHROUD,ASSY,SAPPHIRE BLUE,MODIFIED FOR TRU-BALANCE PEDIATRIC TILT,QUANTUM600,SLIDE-ON	1
A1	DWR1054C019	LANYARD,NATURAL RUBBER,6",C-1054-019	1
A2	WASMETR1042	WASHER,FLAT,BLACK ZINC,4.3MM ID X 12MM OD X 1MM TH,METRIC,GB96-4	5
A3	SCRPPSM1029	SCREW, PPH - SHEET METAL,BLACK ZINC,M4 X 10MM	5
A4	DWR1056E011	SHROUD,TUBE COVER,E-1056-011	1
A5	SCRPPH1163	SCREW,PPH,BLACK ZINC,M4-.7 X 10MM	4
A6	VELLOOP1024	REUSABLE FASTENER,0.75"W X 1.00"L,LOOP W/ADHESIVE BACK	2
B1A - B3	SHDASMB5470	SHROUD,ASSY,CANDY APPLE RED,QUANTUM600,MAIN W/CENTER COVER,SLIDE-ON,E-1056-080	1
B1A	DWR1056E070A	SHROUD,PAINTED,CANDY APPLE RED,QUANTUM600,MAIN,SLIDE-ON,E-1056-070	1
B1B - B3	SHDASMB5471	SHROUD,ASSY,VIPER BLUE,QUANTUM600,MAIN W/CENTER COVER,SLIDE-ON,E-1056-080	1
B1B	DWR1056E070B	SHROUD,PAINTED,VIPER BLUE,QUANTUM600,MAIN,SLIDE-ON,E-1056-070	1
B1C - B3	SHDASMB5472	SHROUD,ASSY,ONYX BLACK,QUANTUM600,MAIN W/CENTER COVER,SLIDE-ON,E-1056-080	1
B1C	DWR1056E070C	SHROUD,PAINTED,ONYX BLACK,QUANTUM600,MAIN,SLIDE-ON,E-1056-070	1
B1D - B3	SHDASMB5473	SHROUD,ASSY,CHAMPAGNE,QUANTUM600,MAIN W/CENTER COVER,SLIDE-ON,E-1056-080	1
B1D	DWR1056E070D	SHROUD,PAINTED,CHAMPAGNE,QUANTUM600,MAIN,SLIDE-ON,E-1056-070	1
B1E - B3	SHDASMB5474	SHROUD,ASSY,CUSTOM,QUANTUM600,MAIN W/CENTER COVER,SLIDE-ON,E-1056-080	1
B1E	DWR1056E070E	SHROUD,PAINTED,CUSTOM,QUANTUM600,MAIN,SLIDE-ON,E-1056-070	1
B1F - B3	SHDASMB5475	SHROUD,ASSY,SUNBURST ORANGE,QUANTUM600,MAIN W/CENTER COVER,SLIDE-ON,E-1056-080	1

The parts list is continued on the subsequent pages.

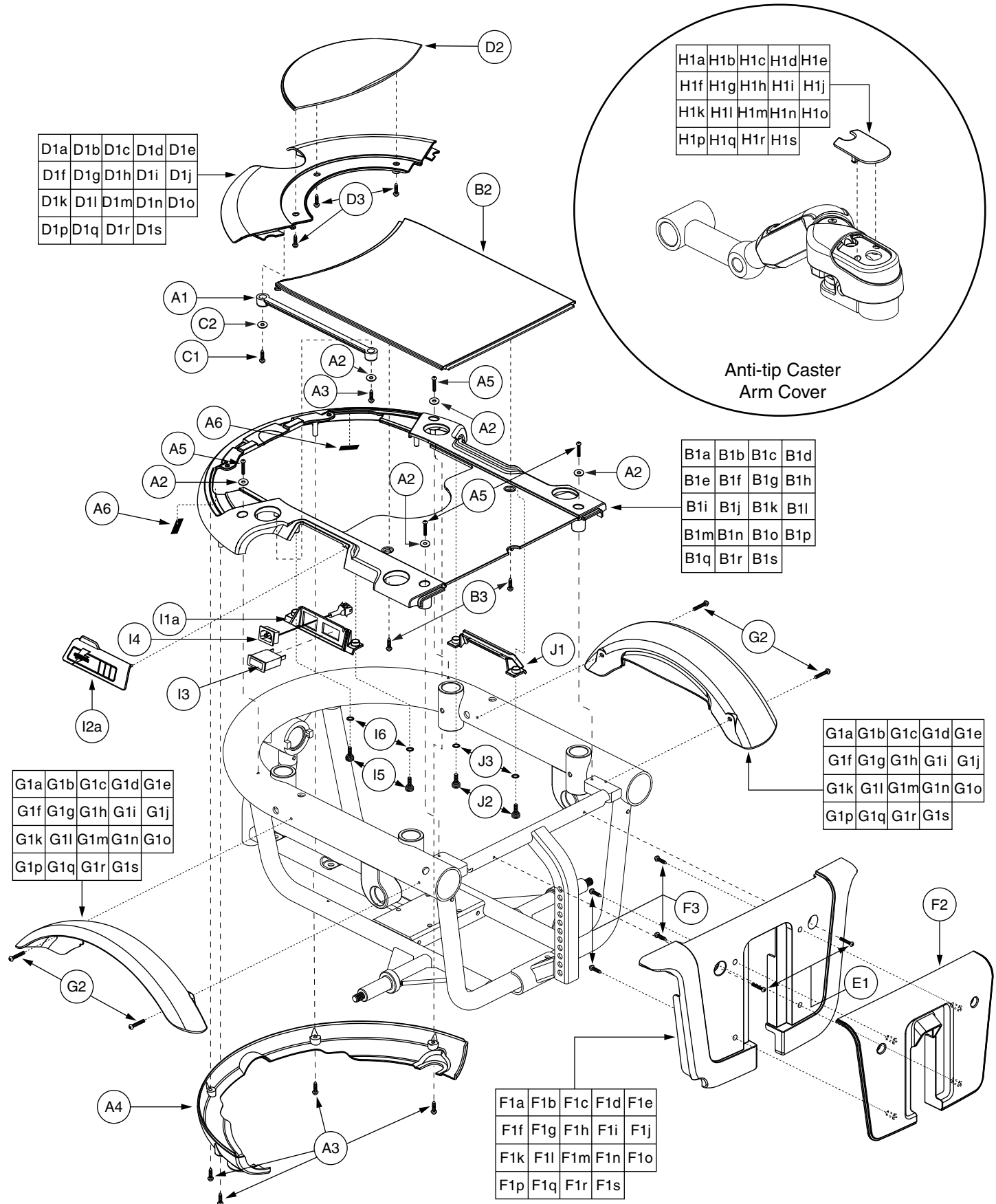


# IX. Shroud Assembly — Slide-on, TRU-Balance Pediatric Tilt

The parts list is continued from the previous pages.

REF #	PART #	DESCRIPTION	QTY
B1F	DWR1056E070F	SHROUD,PAINTED,SUNBURST ORANGE,QUANTUM600,MAIN,SLIDE-ON,E-1056-070	1
<b>B1G - B3</b>	<b>SHDASMB5476</b>	<b>SHROUD,ASSY,SILVER,QUANTUM600,MAIN W/CENTER COVER,SLIDE-ON,E-1056-080</b>	<b>1</b>
B1G	DWR1056E070G	SHROUD,PAINTED,SILVER,QUANTUM600,MAIN,SLIDE-ON,E-1056-070	1
<b>B1H - B3</b>	<b>SHDASMB5477</b>	<b>SHROUD,ASSY,SOLAR YELLOW,QUANTUM600,MAIN W/CENTER COVER,SLIDE-ON,E-1056-080</b>	<b>1</b>
B1H	DWR1056E070H	SHROUD,PAINTED,SOLAR YELLOW,QUANTUM600,MAIN,SLIDE-ON,E-1056-070	1
<b>B1I - B3</b>	<b>SHDASMB5478</b>	<b>SHROUD,ASSY,CARDINAL RED,QUANTUM600,MAIN W/CENTER COVER,SLIDE-ON,E-1056-080</b>	<b>1</b>
B1I	DWR1056E070I	SHROUD,PAINTED,CARDINAL RED,QUANTUM600,MAIN,SLIDE-ON,E-1056-070	1
<b>B1J - B3</b>	<b>SHDASMB5479</b>	<b>SHROUD,ASSY,VIOLET,QUANTUM600,MAIN W/CENTER COVER,SLIDE-ON,E-1056-080</b>	<b>1</b>
B1J	DWR1056E070J	SHROUD,PAINTED,VIOLET,QUANTUM600,MAIN,SLIDE-ON,E-1056-070	1
<b>B1K - B3</b>	<b>SHDASMB5480</b>	<b>SHROUD,ASSY,MARINER BLUE,QUANTUM600,MAIN W/CENTER COVER,SLIDE-ON,E-1056-080</b>	<b>1</b>
B1K	DWR1056E070K	SHROUD,PAINTED,MARINER BLUE,QUANTUM600,MAIN,SLIDE-ON,E-1056-070	1
<b>B1L - B3</b>	<b>SHDASMB5481</b>	<b>SHROUD,ASSY,SPRING GREEN,QUANTUM600,MAIN W/CENTER COVER,SLIDE-ON,E-1056-080</b>	<b>1</b>
B1L	DWR1056E070L	SHROUD,PAINTED,SPRING GREEN,QUANTUM600,MAIN,SLIDE-ON,E-1056-070	1
<b>B1M - B3</b>	<b>SHDASMB5482</b>	<b>SHROUD,ASSY,PEARL PINK,QUANTUM600,MAIN W/CENTER COVER,SLIDE-ON,E-1056-080</b>	<b>1</b>
B1M	DWR1056E070M	SHROUD,PAINTED,PEARL PINK,QUANTUM600,MAIN,SLIDE-ON,E-1056-070	1
<b>B1N - B3</b>	<b>SHDASMB5483</b>	<b>SHROUD,ASSY,TANGERINE,QUANTUM600,MAIN W/CENTER COVER,SLIDE-ON,E-1056-080</b>	<b>1</b>
B1N	DWR1056E070N	SHROUD,PAINTED,TANGERINE,QUANTUM600,MAIN,SLIDE-ON,E-1056-070	1
<b>B1O - B3</b>	<b>SHDASMB5484</b>	<b>SHROUD,ASSY,KELLY GREEN,QUANTUM600,MAIN W/CENTER COVER,SLIDE-ON,E-1056-080</b>	<b>1</b>
B1O	DWR1056E070O	SHROUD,PAINTED,KELLY GREEN,QUANTUM600,MAIN,SLIDE-ON,E-1056-070	1
<b>B1P - B3</b>	<b>SHDASMB5485</b>	<b>SHROUD,ASSY,PEWTER,QUANTUM600,MAIN W/CENTER COVER,SLIDE-ON,E-1056-080</b>	<b>1</b>
B1P	DWR1056E070P	SHROUD,PAINTED,PEWTER,QUANTUM600,MAIN,SLIDE-ON,E-1056-070	1
<b>B1Q - B3</b>	<b>SHDASMB5486</b>	<b>SHROUD,ASSY,EMERALD GREEN,QUANTUM600,MAIN W/CENTER COVER,SLIDE-ON,E-1056-080</b>	<b>1</b>
B1Q	DWR1056E070Q	SHROUD,PAINTED,EMERALD GREEN,QUANTUM600,MAIN,SLIDE-ON,E-1056-070	1
<b>B1R - B3</b>	<b>SHDASMB5487</b>	<b>SHROUD,ASSY,GRAPHITE BLUE,QUANTUM600,MAIN W/CENTER COVER,SLIDE-ON,E-1056-080</b>	<b>1</b>
B1R	DWR1056E070R	SHROUD,PAINTED,GRAPHITE BLUE,QUANTUM600,MAIN,SLIDE-ON,E-1056-070	1
<b>B1S - B3</b>	<b>SHDASMB5488</b>	<b>SHROUD,ASSY,SAPPHIRE BLUE,QUANTUM600,MAIN W/CENTER COVER,SLIDE-ON,E-1056-080</b>	<b>1</b>
B1S	DWR1056E070S	SHROUD,PAINTED,SAPPHIRE BLUE,QUANTUM600,MAIN,SLIDE-ON,E-1056-070	1
B2	DWR1056E017	SHROUD,CENTER,BLACK,E-1056-017	1
B3	SCRPPSM1029	SCREW, PPH - SHEET METAL, BLACK ZINC, M4 X 10MM	2
<b>C1 - D3</b>	<b>SHDASMB5529</b>	<b>SHROUD,ASSY,CANDY APPLE RED,QUANTUM600,REAR DOOR,MODIFIED FOR TRU-BALANCE PEDIATRIC TILT,W/MOUNTING HARDWARE,SLIDE-ON</b>	<b>1</b>
<b>C1 - D3</b>	<b>SHDASMB5530</b>	<b>SHROUD,ASSY,VIPER BLUE,QUANTUM600,REAR DOOR,MODIFIED FOR TRU-BALANCE PEDIATRIC TILT,W/MOUNTING HARDWARE,SLIDE-ON</b>	<b>1</b>
<b>C1 - D3</b>	<b>SHDASMB5531</b>	<b>SHROUD,ASSY,ONYX BLACK,QUANTUM600,REAR DOOR,MODIFIED FOR TRU-BALANCE PEDIATRIC TILT,W/MOUNTING HARDWARE,SLIDE-ON</b>	<b>1</b>
<b>C1 - D3</b>	<b>SHDASMB5532</b>	<b>SHROUD,ASSY,CHAMPAGNE,QUANTUM600,REAR DOOR,MODIFIED FOR TRU-BALANCE PEDIATRIC TILT,W/MOUNTING HARDWARE,SLIDE-ON</b>	<b>1</b>
<b>C1 - D3</b>	<b>SHDASMB5533</b>	<b>SHROUD,ASSY,CUSTOM,QUANTUM600,REAR DOOR,MODIFIED FOR TRU-BALANCE PEDIATRIC TILT,W/MOUNTING HARDWARE,SLIDE-ON</b>	<b>1</b>
<b>C1 - D3</b>	<b>SHDASMB5534</b>	<b>SHROUD,ASSY,SUNBURST ORANGE,QUANTUM600,REAR DOOR,MODIFIED FOR TRU-BALANCE PEDIATRIC TILT,W/MOUNTING HARDWARE,SLIDE-ON</b>	<b>1</b>
<b>C1 - D3</b>	<b>SHDASMB5535</b>	<b>SHROUD,ASSY,SILVER,QUANTUM600,REAR DOOR,MODIFIED FOR TRU-BALANCE PEDIATRIC TILT,W/MOUNTING HARDWARE,SLIDE-ON</b>	<b>1</b>
<b>C1 - D3</b>	<b>SHDASMB5536</b>	<b>SHROUD,ASSY,SOLAR YELLOW,QUANTUM600,REAR DOOR,MODIFIED FOR TRU-BALANCE PEDIATRIC TILT,W/MOUNTING HARDWARE,SLIDE-ON</b>	<b>1</b>
<b>C1 - D3</b>	<b>SHDASMB5537</b>	<b>SHROUD,ASSY,CARDINAL RED,QUANTUM600,REAR DOOR,MODIFIED FOR TRU-BALANCE PEDIATRIC TILT,W/MOUNTING HARDWARE,SLIDE-ON</b>	<b>1</b>

The parts list is continued on the subsequent pages.

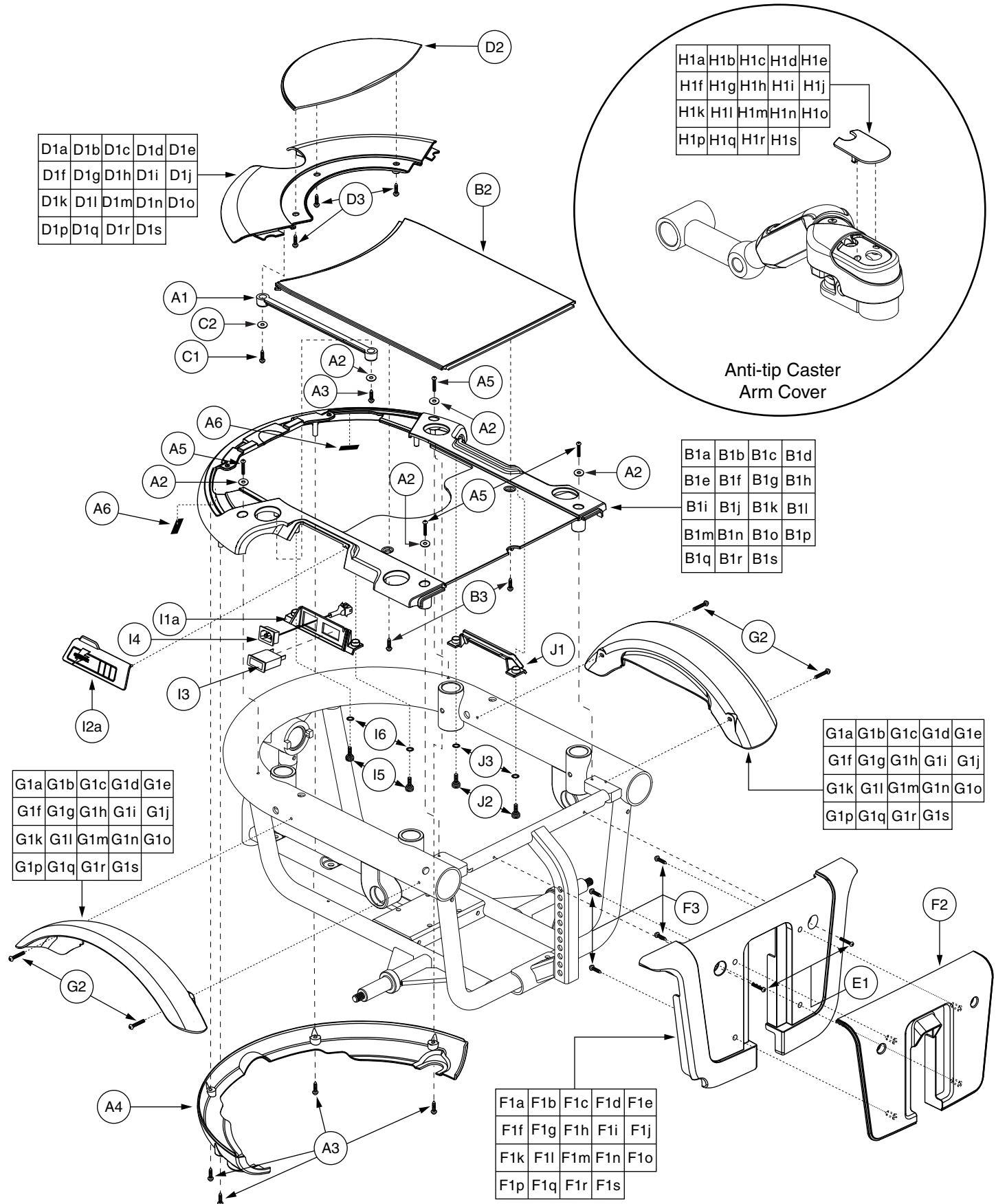


# IX. Shroud Assembly — Slide-on, TRU-Balance Pediatric Tilt

The parts list is continued from the previous pages.

REF #	PART #	DESCRIPTION	QTY
C1 - D3	SHDASMB5538	SHROUD,ASSY,VIOLET,QUANTUM600,REAR DOOR,MODIFIED FOR TRU-BALANCE PEDIATRIC TILT,W/MOUNTING HARDWARE,SLIDE-ON	1
C1 - D3	SHDASMB5539	SHROUD,ASSY,MARINER BLUE,QUANTUM600,REAR DOOR,MODIFIED FOR TRU-BALANCE PEDIATRIC TILT,W/MOUNTING HARDWARE,SLIDE-ON	1
C1 - D3	SHDASMB5540	SHROUD,ASSY,SPRING GREEN,QUANTUM600,REAR DOOR,MODIFIED FOR TRU-BALANCE PEDIATRIC TILT,W/MOUNTING HARDWARE,SLIDE-ON	1
C1 - D3	SHDASMB5541	SHROUD,ASSY,PEARL PINK,QUANTUM600,REAR DOOR,MODIFIED FOR TRU-BALANCE PEDIATRIC TILT,W/MOUNTING HARDWARE,SLIDE-ON	1
C1 - D3	SHDASMB5542	SHROUD,ASSY,TANGERINE,QUANTUM600,REAR DOOR,MODIFIED FOR TRU-BALANCE PEDIATRIC TILT,W/MOUNTING HARDWARE,SLIDE-ON	1
C1 - D3	SHDASMB5543	SHROUD,ASSY,KELLY GREEN,QUANTUM600,REAR DOOR,MODIFIED FOR TRU-BALANCE PEDIATRIC TILT,W/MOUNTING HARDWARE,SLIDE-ON	1
C1 - D3	SHDASMB5544	SHROUD,ASSY,PEWTER,QUANTUM600,REAR DOOR,MODIFIED FOR TRU-BALANCE PEDIATRIC TILT,W/MOUNTING HARDWARE,SLIDE-ON	1
C1 - D3	SHDASMB5545	SHROUD,ASSY,EMERALD GREEN,QUANTUM600,REAR DOOR,MODIFIED FOR TRU-BALANCE PEDIATRIC TILT,W/MOUNTING HARDWARE,SLIDE-ON	1
C1 - D3	SHDASMB5546	SHROUD,ASSY,GRAPHITE BLUE,QUANTUM600,REAR DOOR,MODIFIED FOR TRU-BALANCE PEDIATRIC TILT,W/MOUNTING HARDWARE,SLIDE-ON	1
C1 - D3	SHDASMB5547	SHROUD,ASSY,SAPPHIRE BLUE,QUANTUM600,REAR DOOR,MODIFIED FOR TRU-BALANCE PEDIATRIC TILT,W/MOUNTING HARDWARE,SLIDE-ON	1
C1	SCRPPSM1029	SCREW, PPH - SHEET METAL, BLACK ZINC, M4 X 10MM	1
C2	WASMETR1042	WASHER, FLAT, BLACK ZINC, 4.3MM ID X 12MM OD X 1MM TH, METRIC, GB96-4	1
D1A - D3	SHDASMB5548	SHROUD,ASSY,CANDY APPLE RED,QUANTUM600,REAR DOOR,MODIFIED FOR TRU-BALANCE PEDIATRIC TILT,SLIDE-ON	1
D1A	DWR1056D061A	SHROUD,PAINTED,CANDY APPLE RED,QUANTUM600,REAR DOOR,MODIFIED FOR TRU-BALANCE PEDIATRIC TILT,SLIDE-ON,D-1056-061	1
D1B - D3	SHDASMB5549	SHROUD,ASSY,VIPER BLUE,QUANTUM600,REAR DOOR,MODIFIED FOR TRU-BALANCE PEDIATRIC TILT,SLIDE-ON	1
D1B	DWR1056D061B	SHROUD,PAINTED,VIPER BLUE,QUANTUM600,REAR DOOR,MODIFIED FOR TRU-BALANCE PEDIATRIC TILT,SLIDE-ON,D-1056-061	1
D1C - D3	SHDASMB5550	SHROUD,ASSY,ONYX BLACK,QUANTUM600,REAR DOOR,MODIFIED FOR TRU-BALANCE PEDIATRIC TILT,SLIDE-ON	1
D1C	DWR1056D061C	SHROUD,PAINTED,ONYX BLACK,QUANTUM600,REAR DOOR,MODIFIED FOR TRU-BALANCE PEDIATRIC TILT,SLIDE-ON,D-1056-061	1
D1D - D3	SHDASMB5551	SHROUD,ASSY,CHAMPAGNE,QUANTUM600,REAR DOOR,MODIFIED FOR TRU-BALANCE PEDIATRIC TILT,SLIDE-ON	1
D1D	DWR1056D061D	SHROUD,PAINTED,CHAMPAGNE,QUANTUM600,REAR DOOR,MODIFIED FOR TRU-BALANCE PEDIATRIC TILT,SLIDE-ON,D-1056-061	1
D1E - D3	SHDASMB5552	SHROUD,ASSY,CUSTOM,QUANTUM600,REAR DOOR,MODIFIED FOR TRU-BALANCE PEDIATRIC TILT,SLIDE-ON	1
D1E	DWR1056D061E	SHROUD,PAINTED,CUSTOM,QUANTUM600,REAR DOOR,MODIFIED FOR TRU-BALANCE PEDIATRIC TILT,SLIDE-ON,D-1056-061	1
D1F - D3	SHDASMB5553	SHROUD,ASSY,SUNBURST ORANGE,QUANTUM600,REAR DOOR,MODIFIED FOR TRU-BALANCE PEDIATRIC TILT,SLIDE-ON	1
D1F	DWR1056D061F	SHROUD,PAINTED,SUNBURST ORANGE,QUANTUM600,REAR DOOR,MODIFIED FOR TRU-BALANCE PEDIATRIC TILT,SLIDE-ON,D-1056-061	1
D1G - D3	SHDASMB5554	SHROUD,ASSY,SILVER,QUANTUM600,REAR DOOR,MODIFIED FOR TRU-BALANCE PEDIATRIC TILT,SLIDE-ON	1
D1G	DWR1056D061G	SHROUD,PAINTED,SILVER,QUANTUM600,REAR DOOR,MODIFIED FOR TRU-BALANCE PEDIATRIC TILT,SLIDE-ON,D-1056-061	1
D1H - D3	SHDASMB5555	SHROUD,ASSY,SOLAR YELLOW,QUANTUM600,REAR DOOR,MODIFIED FOR TRU-BALANCE PEDIATRIC TILT,SLIDE-ON	1
D1H	DWR1056D061H	SHROUD,PAINTED,SOLAR YELLOW,QUANTUM600,REAR DOOR,MODIFIED FOR TRU-BALANCE PEDIATRIC TILT,SLIDE-ON,D-1056-061	1
D1I - D3	SHDASMB5556	SHROUD,ASSY,CARDINAL RED,QUANTUM600,REAR DOOR,MODIFIED FOR TRU-BALANCE PEDIATRIC TILT,SLIDE-ON	1
D1I	DWR1056D061I	SHROUD,PAINTED,CARDINAL RED,QUANTUM600,REAR DOOR,MODIFIED FOR TRU-BALANCE PEDIATRIC TILT,SLIDE-ON,D-1056-061	1
D1J - D3	SHDASMB5557	SHROUD,ASSY,VIOLET,QUANTUM600,REAR DOOR,MODIFIED FOR TRU-BALANCE PEDIATRIC TILT,SLIDE-ON	1
D1J	DWR1056D061J	SHROUD,PAINTED,VIOLET,QUANTUM600,REAR DOOR,MODIFIED FOR TRU-BALANCE PEDIATRIC TILT,SLIDE-ON,D-1056-061	1
D1K - D3	SHDASMB5558	SHROUD,ASSY,MARINER BLUE,QUANTUM600,REAR DOOR,MODIFIED FOR TRU-BALANCE PEDIATRIC TILT,SLIDE-ON	1

The parts list is continued on the subsequent pages.

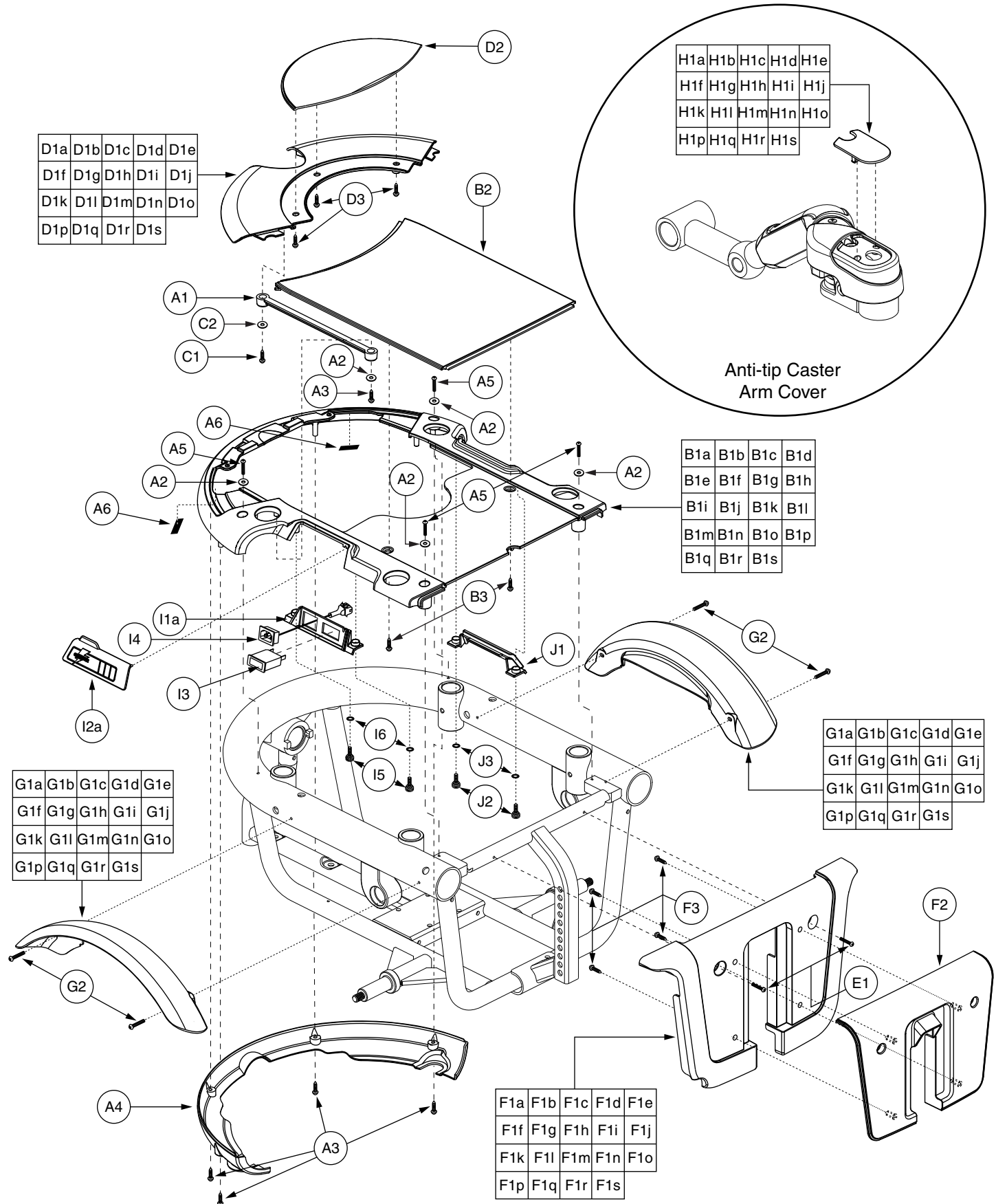


# IX. Shroud Assembly — Slide-on, TRU-Balance Pediatric Tilt

The parts list is continued from the previous pages.

REF #	PART #	DESCRIPTION	QTY
D1K	DWR1056D061K	SHROUD,PAINTED,MARINER BLUE,QUANTUM600,REAR DOOR,MODIFIED FOR TRU-BALANCE PEDIATRIC TILT,SLIDE-ON,D-1056-061	1
D1L - D3	SHDASMB5559	SHROUD,ASSY,SPRING GREEN,QUANTUM600,REAR DOOR,MODIFIED FOR TRU-BALANCE PEDIATRIC TILT,SLIDE-ON	1
D1L	DWR1056D061L	SHROUD,PAINTED,SPRING GREEN,QUANTUM600,REAR DOOR,MODIFIED FOR TRU-BALANCE PEDIATRIC TILT,SLIDE-ON,D-1056-061	1
D1M - D3	SHDASMB5560	SHROUD,ASSY,PEARL PINK,QUANTUM600,REAR DOOR,MODIFIED FOR TRU-BALANCE PEDIATRIC TILT,SLIDE-ON	1
D1M	DWR1056D061M	SHROUD,PAINTED,PEARL PINK,QUANTUM600,REAR DOOR,MODIFIED FOR TRU-BALANCE PEDIATRIC TILT,SLIDE-ON,D-1056-061	1
D1N - D3	SHDASMB5561	SHROUD,ASSY,TANGERINE,QUANTUM600,REAR DOOR,MODIFIED FOR TRU-BALANCE PEDIATRIC TILT,SLIDE-ON	1
D1N	DWR1056D061N	SHROUD,PAINTED,TANGERINE,QUANTUM600,REAR DOOR,MODIFIED FOR TRU-BALANCE PEDIATRIC TILT,SLIDE-ON,D-1056-061	1
D1O - D3	SHDASMB5562	SHROUD,ASSY,KELLY GREEN,QUANTUM600,REAR DOOR,MODIFIED FOR TRU-BALANCE PEDIATRIC TILT,SLIDE-ON	1
D1O	DWR1056D061O	SHROUD,PAINTED,KELLY GREEN,QUANTUM600,REAR DOOR,MODIFIED FOR TRU-BALANCE PEDIATRIC TILT,SLIDE-ON,D-1056-061	1
D1P - D3	SHDASMB5563	SHROUD,ASSY,PEWTER,QUANTUM600,REAR DOOR,MODIFIED FOR TRU-BALANCE PEDIATRIC TILT,SLIDE-ON	1
D1P	DWR1056D061P	SHROUD,PAINTED,PEWTER,QUANTUM600,REAR DOOR,MODIFIED FOR TRU-BALANCE PEDIATRIC TILT,SLIDE-ON,D-1056-061	1
D1Q - D3	SHDASMB5564	SHROUD,ASSY,EMERALD GREEN,QUANTUM600,REAR DOOR,MODIFIED FOR TRU-BALANCE PEDIATRIC TILT,SLIDE-ON	1
D1Q	DWR1056D061Q	SHROUD,PAINTED,EMERALD GREEN,QUANTUM600,REAR DOOR,MODIFIED FOR TRU-BALANCE PEDIATRIC TILT,SLIDE-ON,D-1056-061	1
D1R - D3	SHDASMB5565	SHROUD,ASSY,GRAPHITE BLUE,QUANTUM600,REAR DOOR,MODIFIED FOR TRU-BALANCE PEDIATRIC TILT,SLIDE-ON	1
D1R	DWR1056D061R	SHROUD,PAINTED,GRAPHITE BLUE,QUANTUM600,REAR DOOR,MODIFIED FOR TRU-BALANCE PEDIATRIC TILT,SLIDE-ON,D-1056-061	1
D1S - D3	SHDASMB5566	SHROUD,ASSY,SAPPHIRE BLUE,QUANTUM600,REAR DOOR,MODIFIED FOR TRU-BALANCE PEDIATRIC TILT,SLIDE-ON	1
D1S	DWR1056D061S	SHROUD,PAINTED,SAPPHIRE BLUE,QUANTUM600,REAR DOOR,MODIFIED FOR TRU-BALANCE PEDIATRIC TILT,SLIDE-ON,D-1056-061	1
D2	DWR1056E013	SHROUD,REAR DOOR,BLACK,E-1056-013	1
D3	SCRPPSM1029	SCREW, PPH - SHEET METAL,BLACK ZINC,M4 X 10MM	3
E1 - F3	SHDASMB4083	SHROUD,ASSY,RED,JAZZY600,FOOTREST	1
E1 - F3	SHDASMB4087	SHROUD,ASSY,VIPER BLUE,JAZZY600,FOOTREST	1
E1 - F3	SHDASMB4266	SHROUD,ASSY,BLACK,JAZZY600,FOOTREST	1
E1 - F3	SHDASMB4273	SHROUD,ASSY,CHAMPAGNE,JAZZY600,FOOTREST	1
E1 - F3	SHDASMB4427	SHROUD,ASSY,CUSTOM COLOR,JAZZY600,FOOTREST	1
E1 - F3	SHDASMB4489	SHROUD,ASSY,ORANGE,JAZZY600,FOOTREST	1
E1 - F3	SHDASMB4763	SHROUD,ASSY,SILVER,JAZZY600,FOOTREST	1
E1 - F3	SHDASMB4894	SHROUD,ASSY,SOLAR YELLOW,QUANTUM600,FOOTREST	1
E1 - F3	SHDASMB4906	SHROUD,ASSY,CARDINAL RED,QUANTUM600,FOOTREST	1
E1 - F3	SHDASMB4918	SHROUD,ASSY,VIOLET,QUANTUM600,FOOTREST	1
E1 - F3	SHDASMB4930	SHROUD,ASSY,MARINER BLUE,QUANTUM600,FOOTREST	1
E1 - F3	SHDASMB4942	SHROUD,ASSY,SPRING GREEN,QUANTUM600,FOOTREST	1
E1 - F3	SHDASMB4954	SHROUD,ASSY,PEARL PINK,QUANTUM600,FOOTREST	1
E1 - F3	SHDASMB5156	SHROUD,ASSY,TANGERINE,JAZZY600,FOOTREST	1
E1 - F3	SHDASMB5163	SHROUD,ASSY,KELLY GREEN,JAZZY600,FOOTREST	1
E1 - F3	SHDASMB5171	SHROUD,ASSY,PEWTER,JAZZY600,FOOTREST,E-1056-022	1
E1 - F3	SHDASMB5177	SHROUD,ASSY,EMERALD GREEN,JAZZY600,FOOTREST	1
E1 - F3	SHDASMB5184	SHROUD,ASSY,GRAPHITE BLUE,JAZZY600,FOOTREST	1
E1 - F3	SHDASMB5191	SHROUD,ASSY,SAPPHIRE BLUE,JAZZY600,FOOTREST	1

The parts list is continued on the subsequent pages.

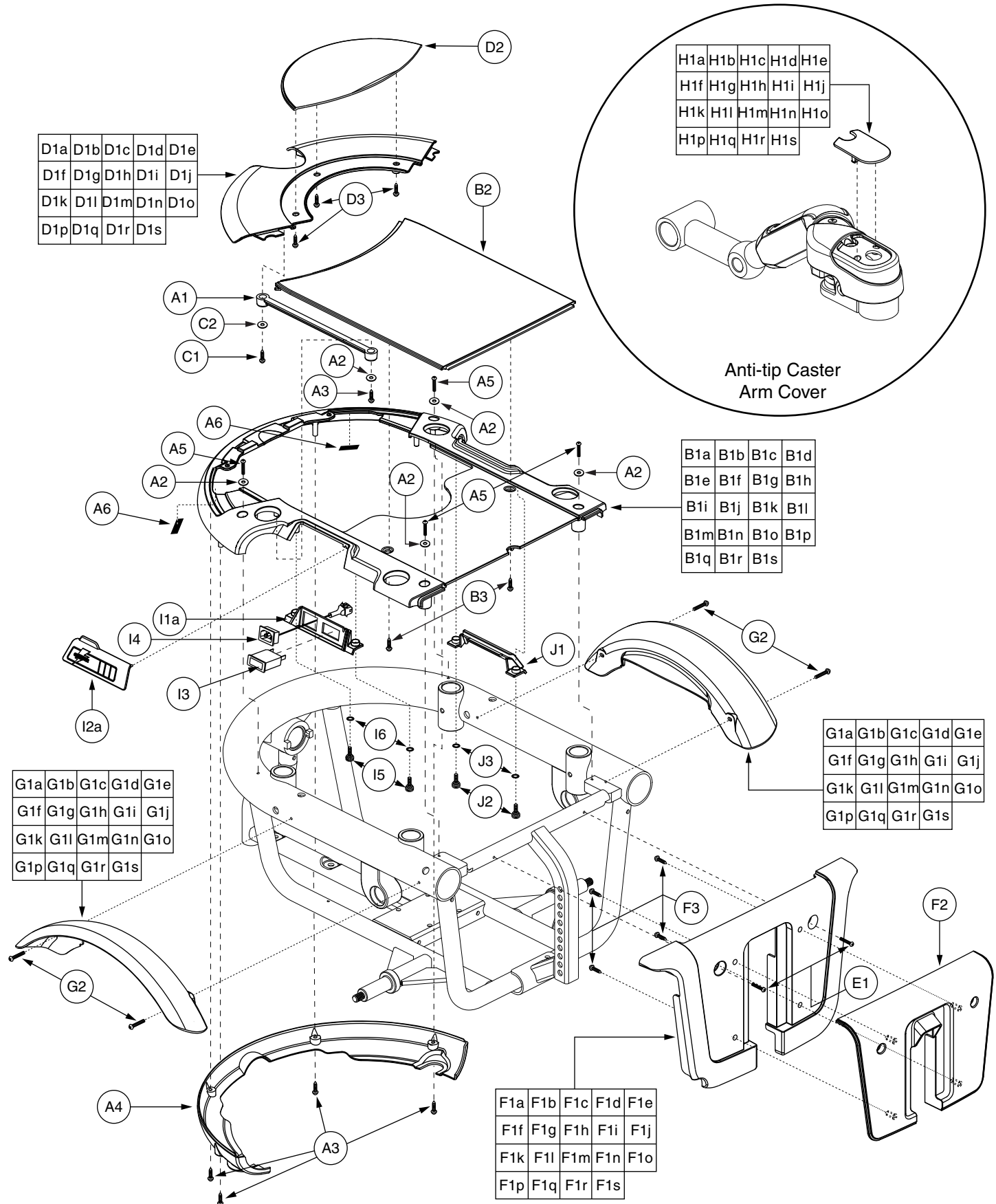


# IX. Shroud Assembly — Slide-on, TRU-Balance Pediatric Tilt

The parts list is continued from the previous pages.

REF #	PART #	DESCRIPTION	QTY
E1	SCRPPH1153	SCREW,PPH,BLACK ZINC,M4-.7 X 20MM	2
<b>F1A - F3</b>	<b>SHDASMB4127</b>	<b>SHROUD,ASSY,RED,JAZZY600,FOOTREST,E-1056-022</b>	<b>1</b>
F1A	SHDPNTD2467	SHROUD,PAINTED,RED,JAZZY600,FOOTREST,E-1056-016	1
<b>F1B - F3</b>	<b>SHDASMB4128</b>	<b>SHROUD,ASSY,VIPER BLUE,JAZZY600,FOOTREST,E-1056-022</b>	<b>1</b>
F1B	SHDPNTD2471	SHROUD,PAINTED,VIPER BLUE,JAZZY600,FOOTREST,E-1056-016	1
<b>F1C - F3</b>	<b>SHDASMB4267</b>	<b>SHROUD,ASSY,BLACK,JAZZY600,FOOTREST,E-1056-022</b>	<b>1</b>
F1C	SHDPNTD2559	SHROUD,PAINTED,BLACK,JAZZY600,FOOTREST,E-1056-016	1
<b>F1D - F3</b>	<b>SHDASMB4274</b>	<b>SHROUD,ASSY,CHAMPAGNE,JAZZY600,FOOTREST,E-1056-022</b>	<b>1</b>
F1D	SHDPNTD2563	SHROUD,PAINTED,CHAMPAGNE,JAZZY600,FOOTREST,E-1056-016	1
<b>F1E - F3</b>	<b>SHDASMB4428</b>	<b>SHROUD,ASSY,CUSTOM COLOR,JAZZY600,FOOTREST,E-1056-022</b>	<b>1</b>
F1E	SHDPNTD2643	SHROUD,PAINTED,CUSTOM,JAZZY600,FOOTREST,E-1056-016	1
<b>F1F - F3</b>	<b>SHDASMB4490</b>	<b>SHROUD,ASSY,ORANGE,JAZZY600,FOOTREST,E-1056-022</b>	<b>1</b>
F1F	SHDPNTD2676	SHROUD,PAINTED,ORANGE,JAZZY600,FOOTREST,E-1056-016	1
<b>F1G - F3</b>	<b>SHDASMB4764</b>	<b>SHROUD,ASSY,SILVER,JAZZY600,FOOTREST,E-1056-022</b>	<b>1</b>
F1G	SHDPNTD2870	SHROUD,PAINTED,SILVER,JAZZY600,FOOTREST,E-1056-016	1
<b>F1H - F3</b>	<b>SHDASMB4895</b>	<b>SHROUD,ASSY,SOLAR YELLOW,QUANTUM600,FOOTREST,E-1056-022</b>	<b>1</b>
F1H	SHDPNTD2943	SHROUD,PAINTED,SOLAR YELLOW,QUANTUM600,FOOTREST,E-1056-016	1
<b>F1I - F3</b>	<b>SHDASMB4907</b>	<b>SHROUD,ASSY,CARDINAL RED,QUANTUM600,FOOTREST,E-1056-022</b>	<b>1</b>
F1I	SHDPNTD2951	SHROUD,PAINTED,CARDINAL RED,QUANTUM600,FOOTREST,E-1056-016	1
<b>F1J - F3</b>	<b>SHDASMB4919</b>	<b>SHROUD,ASSY,VIOLET,QUANTUM600,FOOTREST,E-1056-022</b>	<b>1</b>
F1J	SHDPNTD2959	SHROUD,PAINTED,VIOLET,QUANTUM600,FOOTREST,E-1056-016	1
<b>F1K - F3</b>	<b>SHDASMB4931</b>	<b>SHROUD,ASSY,MARINER BLUE,QUANTUM600,FOOTREST,E-1056-022</b>	<b>1</b>
F1K	SHDPNTD2967	SHROUD,PAINTED,MARINER BLUE,QUANTUM600,FOOTREST,E-1056-016	1
<b>F1L - F3</b>	<b>SHDASMB4943</b>	<b>SHROUD,ASSY,SPRING GREEN,QUANTUM600,FOOTREST,E-1056-022</b>	<b>1</b>
F1L	SHDPNTD2975	SHROUD,PAINTED,SPRING GREEN,QUANTUM600,FOOTREST,E-1056-016	1
<b>F1M - F3</b>	<b>SHDASMB4955</b>	<b>SHROUD,ASSY,PEARL PINK,QUANTUM600,FOOTREST,E-1056-022</b>	<b>1</b>
F1M	SHDPNTD2983	SHROUD,PAINTED,PEARL PINK,QUANTUM600,FOOTREST,E-1056-016	1
<b>F1N - F3</b>	<b>SHDASMB5157</b>	<b>SHROUD,ASSY,TANGERINE,JAZZY600,FOOTREST,E-1056-022</b>	<b>1</b>
F1N	SHDPNTD3066	SHROUD,PAINTED,TANGERINE,JAZZY600,FOOTREST,E-1056-016	1
<b>F1O - F3</b>	<b>SHDASMB5164</b>	<b>SHROUD,ASSY,KELLY GREEN,JAZZY600,FOOTREST,E-1056-022</b>	<b>1</b>
F1O	SHDPNTD3071	SHROUD,PAINTED,KELLY GREEN,JAZZY600,FOOTREST,E-1056-016	1
<b>F1P - F3</b>	<b>SHDASMB5171</b>	<b>SHROUD,ASSY,PEWTER,JAZZY600,FOOTREST,E-1056-022</b>	<b>1</b>
F1P	SHDPNTD3076	SHROUD,PAINTED,PEWTER,JAZZY600,FOOTREST,E-1056-016	1
<b>F1Q - F3</b>	<b>SHDASMB5178</b>	<b>SHROUD,ASSY,EMERALD GREEN,JAZZY600,FOOTREST,E-1056-022</b>	<b>1</b>
F1Q	SHDPNTD3081	SHROUD,PAINTED,EMERALD GREEN,JAZZY600,FOOTREST,E-1056-016	1
<b>F1R - F3</b>	<b>SHDASMB5185</b>	<b>SHROUD,ASSY,GRAPHITE BLUE,JAZZY600,FOOTREST,E-1056-022</b>	<b>1</b>
F1R	SHDPNTD3086	SHROUD,PAINTED,GRAPHITE BLUE,JAZZY600,FOOTREST,E-1056-016	1
<b>F1S - F3</b>	<b>SHDASMB5192</b>	<b>SHROUD,ASSY,SAPPHIRE BLUE,JAZZY600,FOOTREST,E-1056-022</b>	<b>1</b>
F1S	SHDPNTD3091	SHROUD,PAINTED,SAPPHIRE BLUE,JAZZY600,FOOTREST,E-1056-016	1
F2	DWR1056E015	SHROUD,FRONT DOOR,BLACK,E-1056-015	1
F3	SCRPPSM1029	SCREW, PPH - SHEET METAL, BLACK ZINC, M4 X 10MM	4
<b>G1A - G2</b>	<b>SHDASMB4084</b>	<b>SHROUD,ASSY,RED,JAZZY600,FENDER</b>	<b>2</b>
G1A	SHDPNTD2468	SHROUD,PAINTED,RED,JAZZY600,FENDER,E-1056-008	1
<b>G1B - G2</b>	<b>SHDASMB4088</b>	<b>SHROUD,ASSY,VIPER BLUE,JAZZY600,FENDER</b>	<b>2</b>
G1B	SHDPNTD2472	SHROUD,PAINTED,VIPER BLUE,JAZZY600,FENDER,E-1056-008	1

The parts list is continued on the subsequent pages.

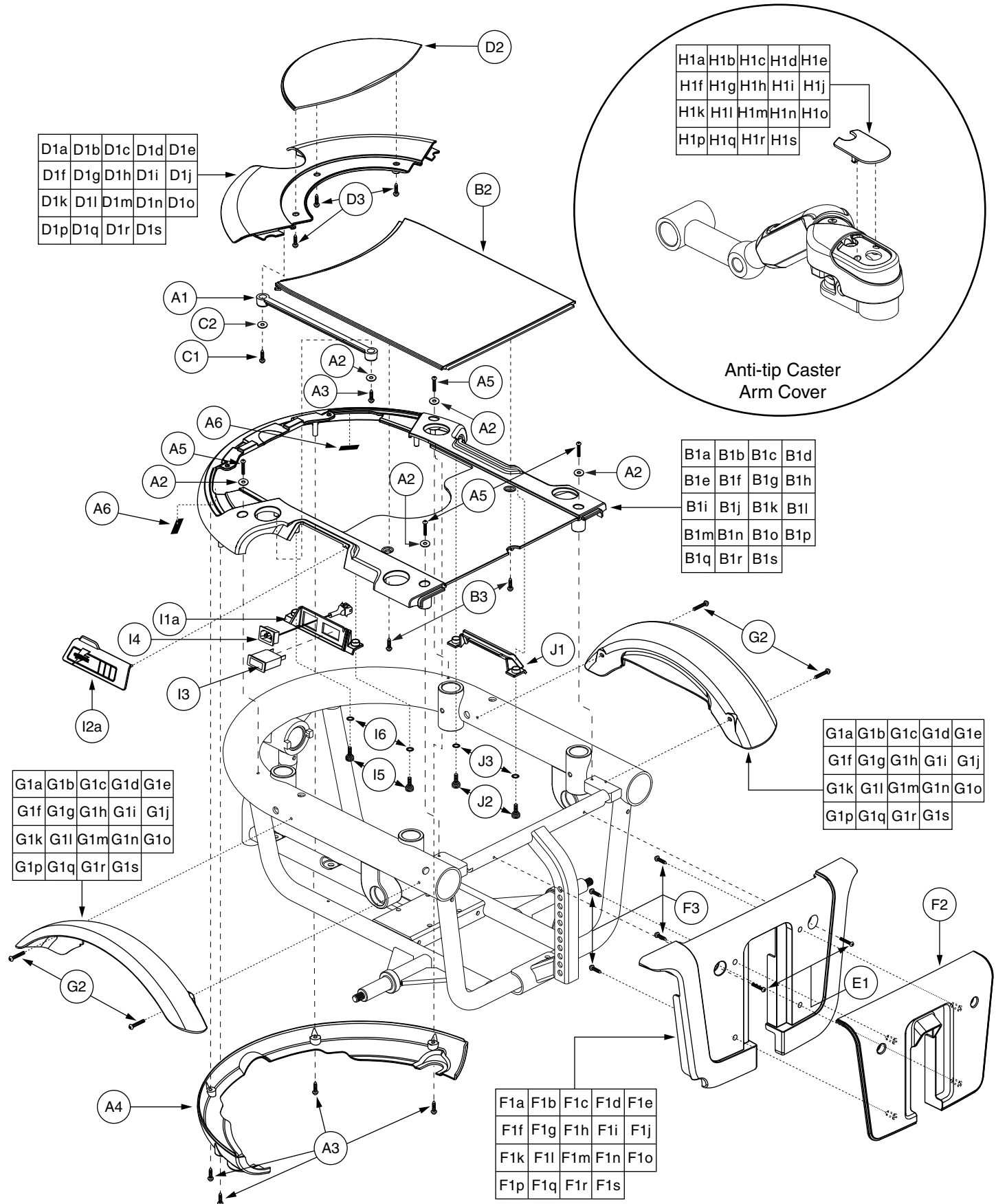


# IX. Shroud Assembly — Slide-on, TRU-Balance Pediatric Tilt

The parts list is continued from the previous pages.

REF #	PART #	DESCRIPTION	QTY
<b>G1C - G2</b>	<b>SHDASMB4268</b>	<b>SHROUD,ASSY,BLACK,JAZZY600,FENDER</b>	<b>2</b>
G1C	SHDPNTD2560	SHROUD,PAINTED,BLACK,JAZZY600,FENDER,E-1056-008	1
<b>G1D - G2</b>	<b>SHDASMB4275</b>	<b>SHROUD,ASSY,CHAMPAGNE,JAZZY600,FENDER</b>	<b>2</b>
G1D	SHDPNTD2564	SHROUD,PAINTED,CHAMPAGNE,JAZZY600,FENDER,E-1056-008	1
<b>G1E - G2</b>	<b>SHDASMB4429</b>	<b>SHROUD,ASSY,CUSTOM COLOR,JAZZY600,FENDER</b>	<b>2</b>
G1E	SHDPNTD2644	SHROUD,PAINTED,CUSTOM,JAZZY600,FENDER,E-1056-008	1
<b>G1F - G2</b>	<b>SHDASMB4491</b>	<b>SHROUD,ASSY,ORANGE,JAZZY600,FENDER</b>	<b>2</b>
G1F	SHDPNTD2677	SHROUD,PAINTED,ORANGE,JAZZY600,FENDER,E-1056-008	1
<b>G1G - G2</b>	<b>SHDASMB4765</b>	<b>SHROUD,ASSY,SILVER,JAZZY600,FENDER</b>	<b>2</b>
G1G	SHDPNTD2871	SHROUD,PAINTED,SILVER,JAZZY600,FENDER,E-1056-008	1
<b>G1H - G2</b>	<b>SHDASMB4896</b>	<b>SHROUD,ASSY,SOLAR YELLOW,QUANTUM600,FENDER</b>	<b>2</b>
G1H	SHDPNTD2944	SHROUD,PAINTED,SOLAR YELLOW,QUANTUM600,FENDER,E-1056-008	1
<b>G1I - G2</b>	<b>SHDASMB4908</b>	<b>SHROUD,ASSY,CARDINAL RED,QUANTUM600,FENDER</b>	<b>2</b>
G1I	SHDPNTD2952	SHROUD,PAINTED,CARDINAL RED,QUANTUM600,FENDER,E-1056-008	1
<b>G1J - G2</b>	<b>SHDASMB4920</b>	<b>SHROUD,ASSY,VIOLET,QUANTUM600,FENDER</b>	<b>2</b>
G1J	SHDPNTD2960	SHROUD,PAINTED,VIOLET,QUANTUM600,FENDER,E-1056-008	1
<b>G1K - G2</b>	<b>SHDASMB4932</b>	<b>SHROUD,ASSY,MARINER BLUE,QUANTUM600,FENDER</b>	<b>2</b>
G1K	SHDPNTD2968	SHROUD,PAINTED,MARINER BLUE,QUANTUM600,FENDER,E-1056-008	1
<b>G1L - G2</b>	<b>SHDASMB4944</b>	<b>SHROUD,ASSY,SPRING GREEN,QUANTUM600,FENDER</b>	<b>2</b>
G1L	SHDPNTD2976	SHROUD,PAINTED,SPRING GREEN,QUANTUM600,FENDER,E-1056-008	1
<b>G1M - G2</b>	<b>SHDASMB4956</b>	<b>SHROUD,ASSY,PEARL PINK,QUANTUM600,FENDER</b>	<b>2</b>
G1M	SHDPNTD2984	SHROUD,PAINTED,PEARL PINK,QUANTUM600,FENDER,E-1056-008	1
<b>G1N - G2</b>	<b>SHDASMB5158</b>	<b>SHROUD,ASSY,TANGERINE,JAZZY600,FENDER</b>	<b>2</b>
G1N	SHDPNTD3067	SHROUD,PAINTED,TANGERINE,JAZZY600,FENDER,E-1056-008	1
<b>G1O - G2</b>	<b>SHDASMB5165</b>	<b>SHROUD,ASSY,KELLY GREEN,JAZZY600,FENDER</b>	<b>2</b>
G1O	SHDPNTD3072	SHROUD,PAINTED,KELLY GREEN,JAZZY600,FENDER,E-1056-008	1
<b>G1P - G2</b>	<b>SHDASMB5172</b>	<b>SHROUD,ASSY,PEWTER,JAZZY600,FENDER</b>	<b>2</b>
G1P	SHDPNTD3077	SHROUD,PAINTED,PEWTER,JAZZY600,FENDER,E-1056-008	1
<b>G1Q - G2</b>	<b>SHDASMB5179</b>	<b>SHROUD,ASSY,EMERALD GREEN,JAZZY600,FENDER</b>	<b>2</b>
G1Q	SHDPNTD3082	SHROUD,PAINTED,EMERALD GREEN,JAZZY600,FENDER,E-1056-008	1
<b>G1R - G2</b>	<b>SHDASMB5186</b>	<b>SHROUD,ASSY,GRAPHITE BLUE,JAZZY600,FENDER</b>	<b>2</b>
G1R	SHDPNTD3087	SHROUD,PAINTED,GRAPHITE BLUE,JAZZY600,FENDER,E-1056-008	1
<b>G1S - G2</b>	<b>SHDASMB5193</b>	<b>SHROUD,ASSY,SAPPHIRE BLUE,JAZZY600,FENDER</b>	<b>2</b>
G1S	SHDPNTD3092	SHROUD,PAINTED,SAPPHIRE BLUE,JAZZY600,FENDER,E-1056-008	1
G2	SCRPPH1163	SCREW,PPH,BLACK ZINC,M4-.7 X 10MM	2
<b>*H1A</b>	<b>SHDPNTD2629</b>	<b>SHROUD,PAINTED,RED,JAZZY600,CASTER ARM COVER,D-1056-031</b>	<b>2</b>
<b>*H1B</b>	<b>SHDPNTD2630</b>	<b>SHROUD,PAINTED,VIPER BLUE,JAZZY600,CASTER ARM COVER,D-1056-031</b>	<b>2</b>
<b>*H1C</b>	<b>SHDPNTD2631</b>	<b>SHROUD,PAINTED,BLACK,JAZZY600,CASTER ARM COVER,D-1056-031</b>	<b>2</b>
<b>*H1D</b>	<b>SHDPNTD2632</b>	<b>SHROUD,PAINTED,CHAMPAGNE,JAZZY600,CASTER ARM COVER,D-1056-031</b>	<b>2</b>
<b>*H1E</b>	<b>SHDPNTD2645</b>	<b>SHROUD,PAINTED,CUSTOM,JAZZY600,CASTER ARM,D-1056-031</b>	<b>2</b>
<b>*H1F</b>	<b>SHDPNTD2678</b>	<b>SHROUD,PAINTED,ORANGE,JAZZY600,CASTER ARM COVER,D-1056-031</b>	<b>2</b>
<b>*H1G</b>	<b>SHDPNTD2872</b>	<b>SHROUD,PAINTED,SILVER,JAZZY600,CASTER ARM COVER,D-1056-031</b>	<b>2</b>
<b>*H1H</b>	<b>SHDPNTD2945</b>	<b>SHROUD,PAINTED,SOLAR YELLOW,QUANTUM600,CASTER ARM COVER,D-1056-031</b>	<b>2</b>
<b>*H1I</b>	<b>SHDPNTD2953</b>	<b>SHROUD,PAINTED,CARDINAL RED,QUANTUM600,CASTER ARM COVER,D-1056-031</b>	<b>2</b>
<b>*H1J</b>	<b>SHDPNTD2961</b>	<b>SHROUD,PAINTED,VIOLET,QUANTUM600,CASTER ARM COVER,D-1056-031</b>	<b>2</b>

The parts list is continued on the subsequent pages.



# IX. Shroud Assembly — Slide-on, TRU-Balance Pediatric Tilt

The parts list is continued from the previous pages.

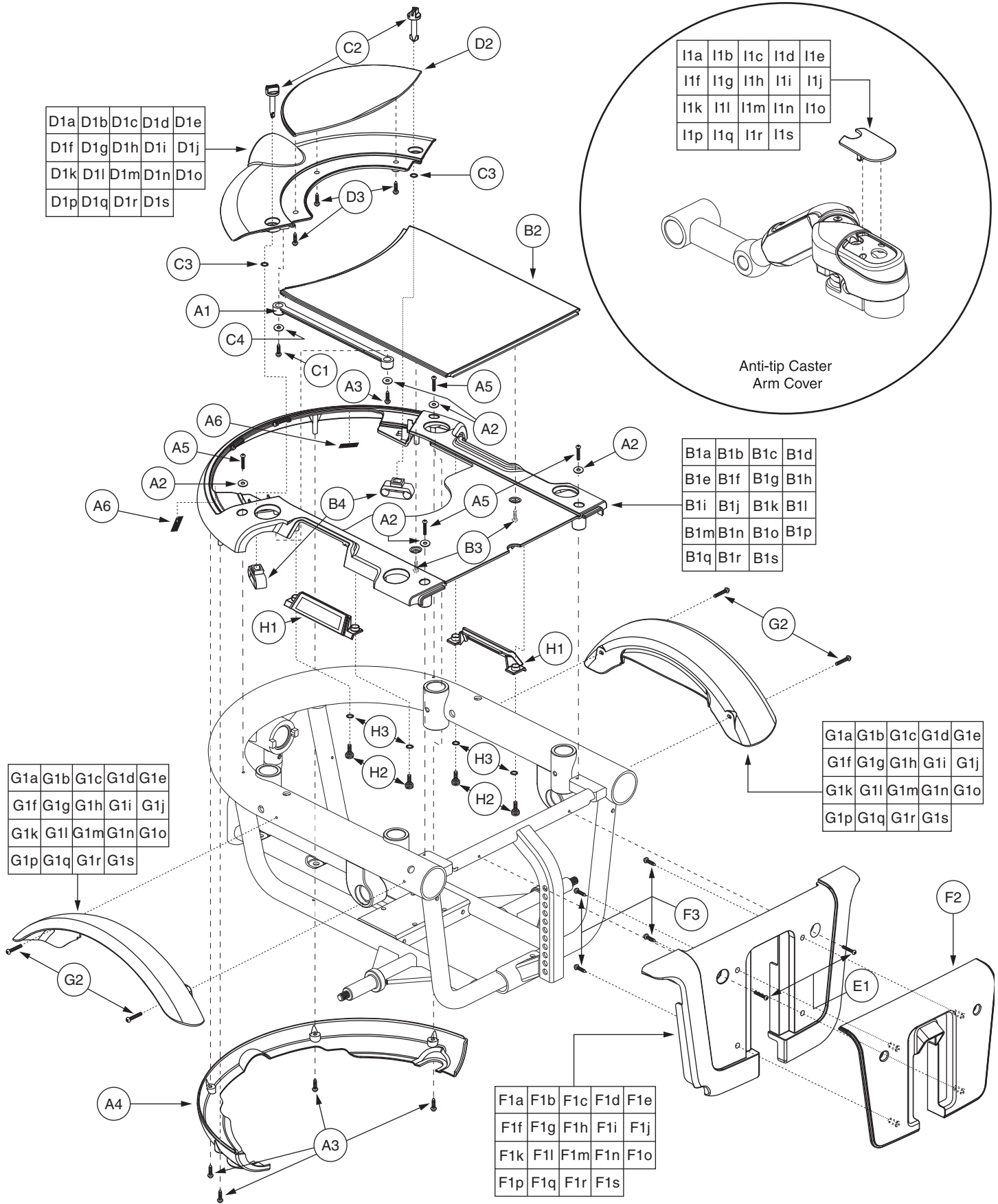
REF #	PART #	DESCRIPTION	QTY
*H1K	SHDPNTD2969	SHROUD,PAINTED,MARINER BLUE,QUANTUM600,CASTER ARM COVER,D-1056-031	2
*H1L	SHDPNTD2977	SHROUD,PAINTED,SPRING GREEN,QUANTUM600,CASTER ARM COVER,D-1056-031	2
*H1M	SHDPNTD2985	SHROUD,PAINTED,PEARL PINK,QUANTUM600,CASTER ARM COVER,D-1056-031	2
*H1N	SHDPNTD3068	SHROUD,PAINTED,TANGERINE,JAZZY600,CASTER ARM COVER,D-1056-031	2
*H1O	SHDPNTD3073	SHROUD,PAINTED,KELLY GREEN,JAZZY610,CASTER ARM COVER,D-1056-031	2
*H1P	SHDPNTD3078	SHROUD,PAINTED,PEWTER,JAZZY600,CASTER ARM COVER,D-1056-031	2
*H1Q	SHDPNTD3083	SHROUD,PAINTED,EMERALD GREEN,JAZZY610,CASTER ARM COVER,D-1056-031	2
*H1R	SHDPNTD3088	SHROUD,PAINTED,GRAPHITE BLUE,JAZZY600,CASTER ARM COVER,D-1056-031	2
*H1S	SHDPNTD3093	SHROUD,PAINTED,SAPPHIRE BLUE,JAZZY600,CASTER ARM COVER,D-1056-031	2
I1a - J3	ELEASMB6277	ELECTRONIC,ASSY,ONBOARD CHARGER,RECHARGE PANEL,RIGHT	1
*I1b - J3	ELEASMB6278	ELECTRONIC,ASSY,ONBOARD CHARGER,RECHARGE PANEL,LEFT	1
I1a - I6	ELEASMB3594	ELECTRONIC,ASSY,RECHARGE PANEL,RIGHT	1
I1b - I6	ELEASMB6378	ELECTRONIC,ASSY,RECHARGE PANEL,LEFT	1
I1a	DWR1054D018	COVER,RECHARGE PANEL,RIGHT,D-1054-018	1
I1b	DWR1056D010	COVER,RECHARGE PANEL,LEFT,D-1056-010	1
I2a	DWR1054D017	COVER,CHARGER,RUBBER,RIGHT,D-1054-017	1
I2b	DWR1056C015	COVER,CHARGER,RUBBER,LEFT,C-1056-015	1
I3	ELEMETR1015	ELECTRONIC,AMMETER,HORIZONTAL, 0-6, FLAT BEZEL FACE,(PRIME:MODEL50)	1
I4	HARUSHD2112	ELECTRONIC,HARNESS,A/C CHGR INPUT,WITH AMP 1-350346-0,H-1107-007	1
I5	PLSKNCP1047	KNOB,PLASTIC,M4-.7 x 12MM,KNURLED HEAD,C-1054-034	2
I6	WASNEOP1003	WASHER,BLACK,NEOPRENE,3.20MM ID X 7.00MM OD X 1.90MM TH,O-RING	2
J1 - J3	ELEASMB4269	ELECTRONIC,ASSY,BLANK PANEL	1
J1	DWR1054C006	COVER,BLANK,JET,C-1054-006	1
J2	PLSKNCP1047	KNOB,PLASTIC,M4-.7 x 12MM,KNURLED HEAD,C-1054-034	2
J3	WASNEOP1003	WASHER,BLACK,NEOPRENE,3.20MM ID X 7.00MM OD X 1.90MM TH,O-RING	2

### Notes :

Top-level assemblies will include components designated with corresponding extensions. Capital letter extensions are designated for color options, and lower-case extensions are designated for right and left side assemblies. Parts without extensions will be included in all top-level assemblies. For items \*H1A through \*H1S, one is shown.

\*A1 - H1E Custom color option available. Please contact Pride Technical Service for more information.  
 \*I1b - J3 Left side assemblies not shown.

# IX. Shroud Assembly — Twist-lock, Standard

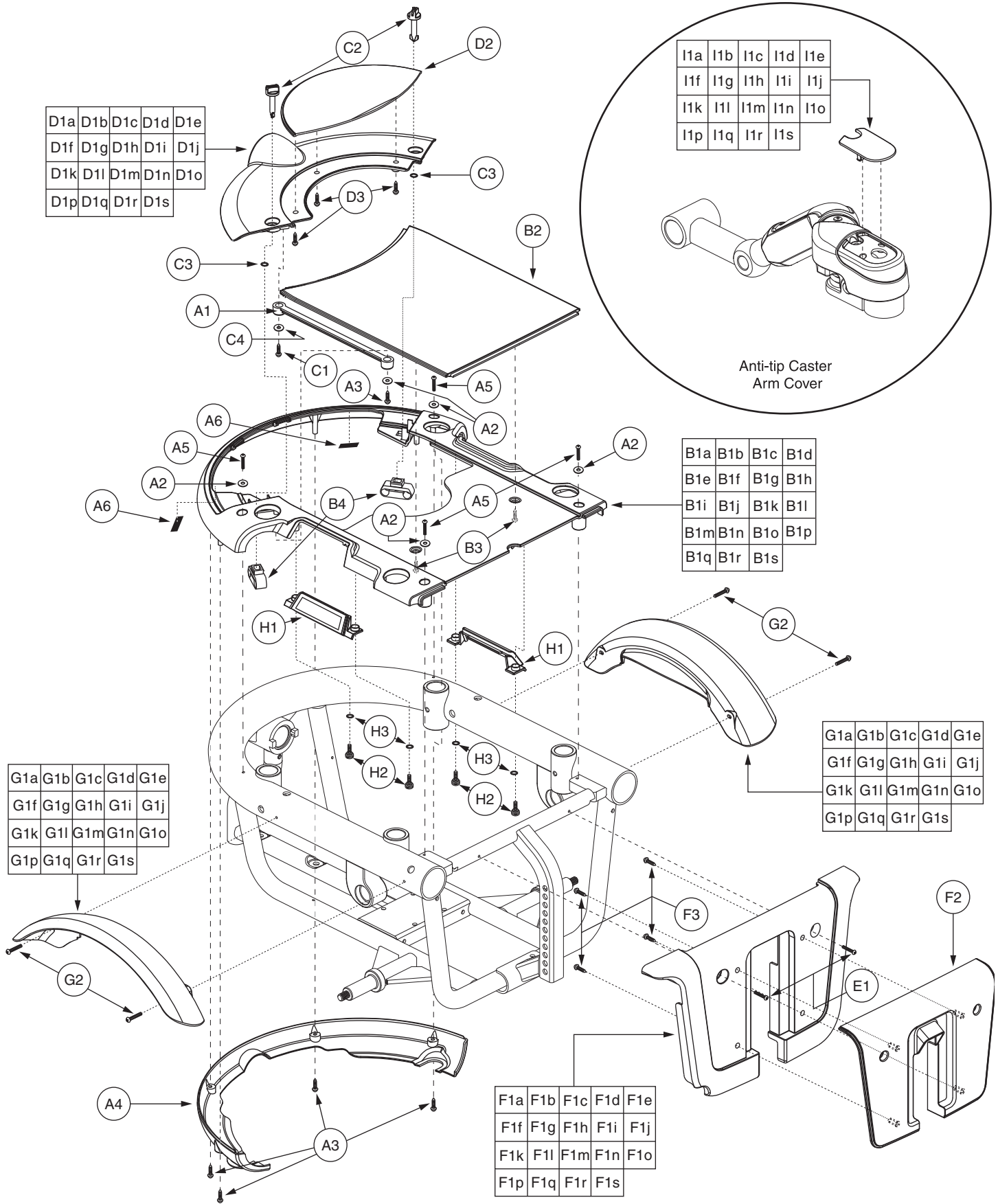


# IX. Shroud Assembly — Twist-lock, Standard

REF #	PART #	DESCRIPTION	QTY
A1 - H1A	SHDASMB5605	SHROUD,ASSY,CANDY APPLE RED,MODIFIED FOR TRU-BALANCE PEDIATRIC TILT,QUANTUM600,SLIDE-ON	1
A1 - H1B	SHDASMB5608	SHROUD,ASSY,VIPER BLUE,MODIFIED FOR TRU-BALANCE PEDIATRIC TILT,QUANTUM600,SLIDE-ON	1
A1 - H1C	SHDASMB5611	SHROUD,ASSY,ONYX BLACK,MODIFIED FOR TRU-BALANCE PEDIATRIC TILT,QUANTUM600,SLIDE-ON	1
A1 - H1D	SHDASMB5614	SHROUD,ASSY,CHAMPAGNE,MODIFIED FOR TRU-BALANCE PEDIATRIC TILT,QUANTUM600,SLIDE-ON	1
*A1 - H1E	SHDASMB5617	SHROUD,ASSY,CUSTOM,MODIFIED FOR TRU-BALANCE PEDIATRIC TILT,QUANTUM600,SLIDE-ON	1
A1 - H1F	SHDASMB5620	SHROUD,ASSY,SUNBURST ORANGE,MODIFIED FOR TRU-BALANCE PEDIATRIC TILT,QUANTUM600,SLIDE-ON	1
A1 - H1G	SHDASMB5623	SHROUD,ASSY,SILVER,MODIFIED FOR TRU-BALANCE PEDIATRIC TILT,QUANTUM600,SLIDE-ON	1
A1 - H1H	SHDASMB5626	SHROUD,ASSY,SOLAR YELLOW,MODIFIED FOR TRU-BALANCE PEDIATRIC TILT,QUANTUM600,SLIDE-ON	1
A1 - H1I	SHDASMB5629	SHROUD,ASSY,CARDINAL RED,MODIFIED FOR TRU-BALANCE PEDIATRIC TILT,QUANTUM600,SLIDE-ON	1
A1 - H1J	SHDASMB5632	SHROUD,ASSY,VIOLET,MODIFIED FOR TRU-BALANCE PEDIATRIC TILT,QUANTUM600,SLIDE-ON	1
A1 - H1K	SHDASMB5635	SHROUD,ASSY,MARINER BLUE,MODIFIED FOR TRU-BALANCE PEDIATRIC TILT,QUANTUM600,SLIDE-ON	1
A1 - H1L	SHDASMB5638	SHROUD,ASSY,SPRING GREEN,MODIFIED FOR TRU-BALANCE PEDIATRIC TILT,QUANTUM600,SLIDE-ON	1
A1 - H1M	SHDASMB5641	SHROUD,ASSY,PEARL PINK,MODIFIED FOR TRU-BALANCE PEDIATRIC TILT,QUANTUM600,SLIDE-ON	1
A1 - H1N	SHDASMB5644	SHROUD,ASSY,TANGERINE,MODIFIED FOR TRU-BALANCE PEDIATRIC TILT,QUANTUM600,SLIDE-ON	1
A1 - H1O	SHDASMB5647	SHROUD,ASSY,KELLY GREEN,MODIFIED FOR TRU-BALANCE PEDIATRIC TILT,QUANTUM600,SLIDE-ON	1
A1 - H1P	SHDASMB5650	SHROUD,ASSY,PEWTER,MODIFIED FOR TRU-BALANCE PEDIATRIC TILT,QUANTUM600,SLIDE-ON	1
A1 - H1Q	SHDASMB5653	SHROUD,ASSY,EMERALD GREEN,MODIFIED FOR TRU-BALANCE PEDIATRIC TILT,QUANTUM600,SLIDE-ON	1
A1 - H1R	SHDASMB5656	SHROUD,ASSY,GRAPHITE BLUE,MODIFIED FOR TRU-BALANCE PEDIATRIC TILT,QUANTUM600,SLIDE-ON	1
A1 - H1S	SHDASMB5659	SHROUD,ASSY,SAPPHIRE BLUE,MODIFIED FOR TRU-BALANCE PEDIATRIC TILT,QUANTUM600,SLIDE-ON	1
A1	DWR1054C019	LANYARD,NATURAL RUBBER,6",C-1054-019	1
A2	WASMETR1042	WASHER,FLAT,BLACK ZINC,4.3MM ID X 12MM OD X 1MM TH,METRIC,GB96-4	5
A3	SCRPPSM1029	SCREW, PPH - SHEET METAL,BLACK ZINC,M4 X 10MM	5
A4	DWR1056E011	SHROUD,TUBE COVER,E-1056-011	1
A5	SCRPPH1163	SCREW,PPH,BLACK ZINC,M4-.7 X 10MM	4
A6	VELLOOP1024	REUSABLE FASTENER,0.75"W X 1.00"L,LOOP W/ADHESIVE BACK	2
B1A - B3	SHDASMB5470	SHROUD,ASSY,CANDY APPLE RED,QUANTUM600,MAIN W/CENTER COVER,SLIDE-ON,E-1056-080	1
B1A	DWR1056E070A	SHROUD,PAINTED,CANDY APPLE RED,QUANTUM600,MAIN,SLIDE-ON,E-1056-070	1
B1B - B3	SHDASMB5471	SHROUD,ASSY,VIPER BLUE,QUANTUM600,MAIN W/CENTER COVER,SLIDE-ON,E-1056-080	1
B1B	DWR1056E070B	SHROUD,PAINTED,VIPER BLUE,QUANTUM600,MAIN,SLIDE-ON,E-1056-070	1
B1C - B3	SHDASMB5472	SHROUD,ASSY,ONYX BLACK,QUANTUM600,MAIN W/CENTER COVER,SLIDE-ON,E-1056-080	1
B1C	DWR1056E070C	SHROUD,PAINTED,ONYX BLACK,QUANTUM600,MAIN,SLIDE-ON,E-1056-070	1
B1D - B3	SHDASMB5473	SHROUD,ASSY,CHAMPAGNE,QUANTUM600,MAIN W/CENTER COVER,SLIDE-ON,E-1056-080	1
B1D	DWR1056E070D	SHROUD,PAINTED,CHAMPAGNE,QUANTUM600,MAIN,SLIDE-ON,E-1056-070	1
B1E - B3	SHDASMB5474	SHROUD,ASSY,CUSTOM,QUANTUM600,MAIN W/CENTER COVER,SLIDE-ON,E-1056-080	1
B1E	DWR1056E070E	SHROUD,PAINTED,CUSTOM,QUANTUM600,MAIN,SLIDE-ON,E-1056-070	1
B1F - B3	SHDASMB5475	SHROUD,ASSY,SUNBURST ORANGE,QUANTUM600,MAIN W/CENTER COVER,SLIDE-ON,E-1056-080	1

The parts list is continued on the subsequent pages.

# IX. Shroud Assembly — Twist-lock, Standard



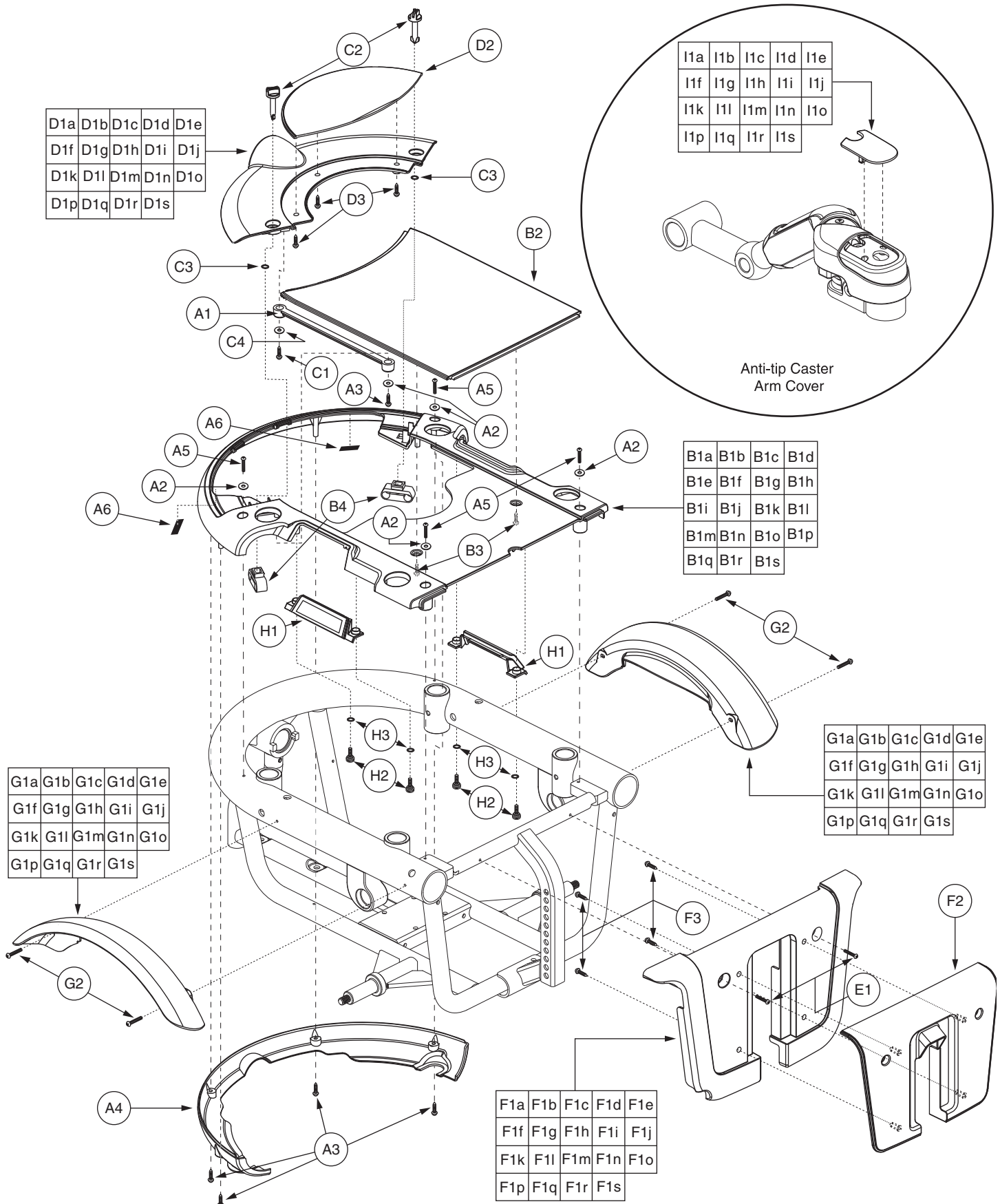
# IX. Shroud Assembly — Twist-lock, Standard

The parts list is continued from the previous pages.

REF #	PART #	DESCRIPTION	QTY
B1F	DWR1056E070F	SHROUD,PAINTED,SUNBURST ORANGE,QUANTUM600,MAIN,SLIDE-ON,E-1056-070	1
<b>B1G - B3</b>	<b>SHDASMB5476</b>	<b>SHROUD,ASSY,SILVER,QUANTUM600,MAIN W/CENTER COVER,SLIDE-ON,E-1056-080</b>	<b>1</b>
B1G	DWR1056E070G	SHROUD,PAINTED,SILVER,QUANTUM600,MAIN,SLIDE-ON,E-1056-070	1
<b>B1H - B3</b>	<b>SHDASMB5477</b>	<b>SHROUD,ASSY,SOLAR YELLOW,QUANTUM600,MAIN W/CENTER COVER,SLIDE-ON,E-1056-080</b>	<b>1</b>
B1H	DWR1056E070H	SHROUD,PAINTED,SOLAR YELLOW,QUANTUM600,MAIN,SLIDE-ON,E-1056-070	1
<b>B1I - B3</b>	<b>SHDASMB5478</b>	<b>SHROUD,ASSY,CARDINAL RED,QUANTUM600,MAIN W/CENTER COVER,SLIDE-ON,E-1056-080</b>	<b>1</b>
B1I	DWR1056E070I	SHROUD,PAINTED,CARDINAL RED,QUANTUM600,MAIN,SLIDE-ON,E-1056-070	1
<b>B1J - B3</b>	<b>SHDASMB5479</b>	<b>SHROUD,ASSY,VIOLET,QUANTUM600,MAIN W/CENTER COVER,SLIDE-ON,E-1056-080</b>	<b>1</b>
B1J	DWR1056E070J	SHROUD,PAINTED,VIOLET,QUANTUM600,MAIN,SLIDE-ON,E-1056-070	1
<b>B1K - B3</b>	<b>SHDASMB5480</b>	<b>SHROUD,ASSY,MARINER BLUE,QUANTUM600,MAIN W/CENTER COVER,SLIDE-ON,E-1056-080</b>	<b>1</b>
B1K	DWR1056E070K	SHROUD,PAINTED,MARINER BLUE,QUANTUM600,MAIN,SLIDE-ON,E-1056-070	1
<b>B1L - B3</b>	<b>SHDASMB5481</b>	<b>SHROUD,ASSY,SPRING GREEN,QUANTUM600,MAIN W/CENTER COVER,SLIDE-ON,E-1056-080</b>	<b>1</b>
B1L	DWR1056E070L	SHROUD,PAINTED,SPRING GREEN,QUANTUM600,MAIN,SLIDE-ON,E-1056-070	1
<b>B1M - B3</b>	<b>SHDASMB5482</b>	<b>SHROUD,ASSY,PEARL PINK,QUANTUM600,MAIN W/CENTER COVER,SLIDE-ON,E-1056-080</b>	<b>1</b>
B1M	DWR1056E070M	SHROUD,PAINTED,PEARL PINK,QUANTUM600,MAIN,SLIDE-ON,E-1056-070	1
<b>B1N - B3</b>	<b>SHDASMB5483</b>	<b>SHROUD,ASSY,TANGERINE,QUANTUM600,MAIN W/CENTER COVER,SLIDE-ON,E-1056-080</b>	<b>1</b>
B1N	DWR1056E070N	SHROUD,PAINTED,TANGERINE,QUANTUM600,MAIN,SLIDE-ON,E-1056-070	1
<b>B1O - B3</b>	<b>SHDASMB5484</b>	<b>SHROUD,ASSY,KELLY GREEN,QUANTUM600,MAIN W/CENTER COVER,SLIDE-ON,E-1056-080</b>	<b>1</b>
B1O	DWR1056E070O	SHROUD,PAINTED,KELLY GREEN,QUANTUM600,MAIN,SLIDE-ON,E-1056-070	1
<b>B1P - B3</b>	<b>SHDASMB5485</b>	<b>SHROUD,ASSY,PEWTER,QUANTUM600,MAIN W/CENTER COVER,SLIDE-ON,E-1056-080</b>	<b>1</b>
B1P	DWR1056E070P	SHROUD,PAINTED,PEWTER,QUANTUM600,MAIN,SLIDE-ON,E-1056-070	1
<b>B1Q - B3</b>	<b>SHDASMB5486</b>	<b>SHROUD,ASSY,EMERALD GREEN,QUANTUM600,MAIN W/CENTER COVER,SLIDE-ON,E-1056-080</b>	<b>1</b>
B1Q	DWR1056E070Q	SHROUD,PAINTED,EMERALD GREEN,QUANTUM600,MAIN,SLIDE-ON,E-1056-070	1
<b>B1R - B3</b>	<b>SHDASMB5487</b>	<b>SHROUD,ASSY,GRAPHITE BLUE,QUANTUM600,MAIN W/CENTER COVER,SLIDE-ON,E-1056-080</b>	<b>1</b>
B1R	DWR1056E070R	SHROUD,PAINTED,GRAPHITE BLUE,QUANTUM600,MAIN,SLIDE-ON,E-1056-070	1
<b>B1S - B3</b>	<b>SHDASMB5488</b>	<b>SHROUD,ASSY,SAPPHIRE BLUE,QUANTUM600,MAIN W/CENTER COVER,SLIDE-ON,E-1056-080</b>	<b>1</b>
B1S	DWR1056E070S	SHROUD,PAINTED,SAPPHIRE BLUE,QUANTUM600,MAIN,SLIDE-ON,E-1056-070	1
B2	DWR1056E017	SHROUD,CENTER,BLACK,E-1056-017	1
B3	SCRPPSM1029	SCREW, PPH - SHEET METAL, BLACK ZINC, M4 X 10MM	2
<b>C1 - D3</b>	<b>SHDASMB5529</b>	<b>SHROUD,ASSY,CANDY APPLE RED,QUANTUM600,REAR DOOR,MODIFIED FOR TRU-BALANCE PEDIATRIC TILT,W/MOUNTING HARDWARE,SLIDE-ON</b>	<b>1</b>
<b>C1 - D3</b>	<b>SHDASMB5530</b>	<b>SHROUD,ASSY,VIPER BLUE,QUANTUM600,REAR DOOR,MODIFIED FOR TRU-BALANCE PEDIATRIC TILT,W/MOUNTING HARDWARE,SLIDE-ON</b>	<b>1</b>
<b>C1 - D3</b>	<b>SHDASMB5531</b>	<b>SHROUD,ASSY,ONYX BLACK,QUANTUM600,REAR DOOR,MODIFIED FOR TRU-BALANCE PEDIATRIC TILT,W/MOUNTING HARDWARE,SLIDE-ON</b>	<b>1</b>
<b>C1 - D3</b>	<b>SHDASMB5532</b>	<b>SHROUD,ASSY,CHAMPAGNE,QUANTUM600,REAR DOOR,MODIFIED FOR TRU-BALANCE PEDIATRIC TILT,W/MOUNTING HARDWARE,SLIDE-ON</b>	<b>1</b>
<b>C1 - D3</b>	<b>SHDASMB5533</b>	<b>SHROUD,ASSY,CUSTOM,QUANTUM600,REAR DOOR,MODIFIED FOR TRU-BALANCE PEDIATRIC TILT,W/MOUNTING HARDWARE,SLIDE-ON</b>	<b>1</b>
<b>C1 - D3</b>	<b>SHDASMB5534</b>	<b>SHROUD,ASSY,SUNBURST ORANGE,QUANTUM600,REAR DOOR,MODIFIED FOR TRU-BALANCE PEDIATRIC TILT,W/MOUNTING HARDWARE,SLIDE-ON</b>	<b>1</b>
<b>C1 - D3</b>	<b>SHDASMB5535</b>	<b>SHROUD,ASSY,SILVER,QUANTUM600,REAR DOOR,MODIFIED FOR TRU-BALANCE PEDIATRIC TILT,W/MOUNTING HARDWARE,SLIDE-ON</b>	<b>1</b>
<b>C1 - D3</b>	<b>SHDASMB5536</b>	<b>SHROUD,ASSY,SOLAR YELLOW,QUANTUM600,REAR DOOR,MODIFIED FOR TRU-BALANCE PEDIATRIC TILT,W/MOUNTING HARDWARE,SLIDE-ON</b>	<b>1</b>
<b>C1 - D3</b>	<b>SHDASMB5537</b>	<b>SHROUD,ASSY,CARDINAL RED,QUANTUM600,REAR DOOR,MODIFIED FOR TRU-BALANCE PEDIATRIC TILT,W/MOUNTING HARDWARE,SLIDE-ON</b>	<b>1</b>

The parts list is continued on the subsequent pages.

# IX. Shroud Assembly — Twist-lock, Standard



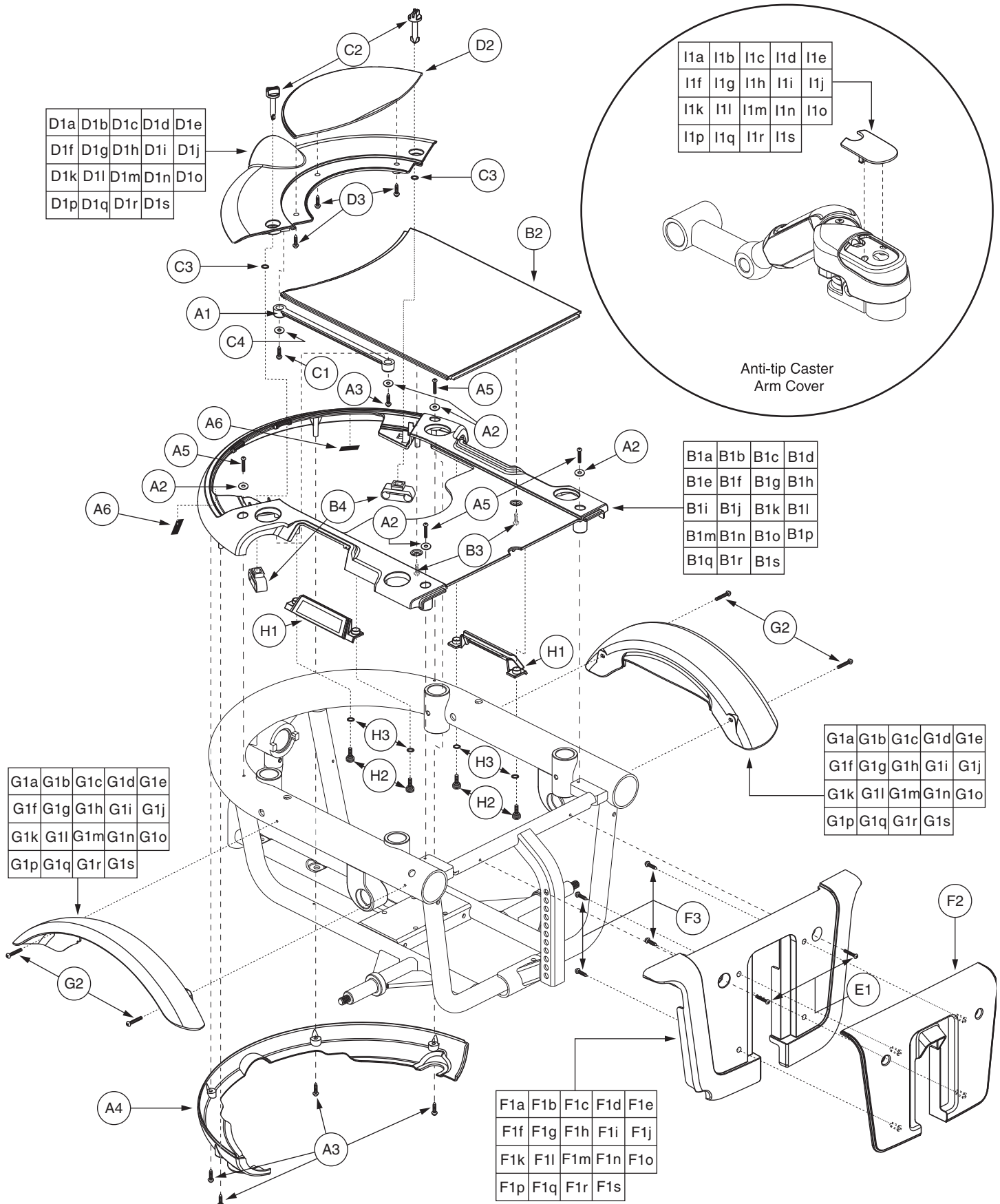
# IX. Shroud Assembly — Twist-lock, Standard

The parts list is continued from the previous pages.

REF #	PART #	DESCRIPTION	QTY
C1 - D3	SHDASMB5538	SHROUD,ASSY,VIOLET,QUANTUM600,REAR DOOR,MODIFIED FOR TRU-BALANCE PEDIATRIC TILT,W/MOUNTING HARDWARE,SLIDE-ON	1
C1 - D3	SHDASMB5539	SHROUD,ASSY,MARINER BLUE,QUANTUM600,REAR DOOR,MODIFIED FOR TRU-BALANCE PEDIATRIC TILT,W/MOUNTING HARDWARE,SLIDE-ON	1
C1 - D3	SHDASMB5540	SHROUD,ASSY,SPRING GREEN,QUANTUM600,REAR DOOR,MODIFIED FOR TRU-BALANCE PEDIATRIC TILT,W/MOUNTING HARDWARE,SLIDE-ON	1
C1 - D3	SHDASMB5541	SHROUD,ASSY,PEARL PINK,QUANTUM600,REAR DOOR,MODIFIED FOR TRU-BALANCE PEDIATRIC TILT,W/MOUNTING HARDWARE,SLIDE-ON	1
C1 - D3	SHDASMB5542	SHROUD,ASSY,TANGERINE,QUANTUM600,REAR DOOR,MODIFIED FOR TRU-BALANCE PEDIATRIC TILT,W/MOUNTING HARDWARE,SLIDE-ON	1
C1 - D3	SHDASMB5543	SHROUD,ASSY,KELLY GREEN,QUANTUM600,REAR DOOR,MODIFIED FOR TRU-BALANCE PEDIATRIC TILT,W/MOUNTING HARDWARE,SLIDE-ON	1
C1 - D3	SHDASMB5544	SHROUD,ASSY,PEWTER,QUANTUM600,REAR DOOR,MODIFIED FOR TRU-BALANCE PEDIATRIC TILT,W/MOUNTING HARDWARE,SLIDE-ON	1
C1 - D3	SHDASMB5545	SHROUD,ASSY,EMERALD GREEN,QUANTUM600,REAR DOOR,MODIFIED FOR TRU-BALANCE PEDIATRIC TILT,W/MOUNTING HARDWARE,SLIDE-ON	1
C1 - D3	SHDASMB5546	SHROUD,ASSY,GRAPHITE BLUE,QUANTUM600,REAR DOOR,MODIFIED FOR TRU-BALANCE PEDIATRIC TILT,W/MOUNTING HARDWARE,SLIDE-ON	1
C1 - D3	SHDASMB5547	SHROUD,ASSY,SAPPHIRE BLUE,QUANTUM600,REAR DOOR,MODIFIED FOR TRU-BALANCE PEDIATRIC TILT,W/MOUNTING HARDWARE,SLIDE-ON	1
C1	SCRPPSM1029	SCREW, PPH - SHEET METAL, BLACK ZINC, M4 X 10MM	1
C2	WASMETR1042	WASHER, FLAT, BLACK ZINC, 4.3MM ID X 12MM OD X 1MM TH, METRIC, GB96-4	1
D1A - D3	SHDASMB5548	SHROUD,ASSY,CANDY APPLE RED,QUANTUM600,REAR DOOR,MODIFIED FOR TRU-BALANCE PEDIATRIC TILT,SLIDE-ON	1
D1A	DWR1056D061A	SHROUD,PAINTED,CANDY APPLE RED,QUANTUM600,REAR DOOR,MODIFIED FOR TRU-BALANCE PEDIATRIC TILT,SLIDE-ON,D-1056-061	1
D1B - D3	SHDASMB5549	SHROUD,ASSY,VIPER BLUE,QUANTUM600,REAR DOOR,MODIFIED FOR TRU-BALANCE PEDIATRIC TILT,SLIDE-ON	1
D1B	DWR1056D061B	SHROUD,PAINTED,VIPER BLUE,QUANTUM600,REAR DOOR,MODIFIED FOR TRU-BALANCE PEDIATRIC TILT,SLIDE-ON,D-1056-061	1
D1C - D3	SHDASMB5550	SHROUD,ASSY,ONYX BLACK,QUANTUM600,REAR DOOR,MODIFIED FOR TRU-BALANCE PEDIATRIC TILT,SLIDE-ON	1
D1C	DWR1056D061C	SHROUD,PAINTED,ONYX BLACK,QUANTUM600,REAR DOOR,MODIFIED FOR TRU-BALANCE PEDIATRIC TILT,SLIDE-ON,D-1056-061	1
D1D - D3	SHDASMB5551	SHROUD,ASSY,CHAMPAGNE,QUANTUM600,REAR DOOR,MODIFIED FOR TRU-BALANCE PEDIATRIC TILT,SLIDE-ON	1
D1D	DWR1056D061D	SHROUD,PAINTED,CHAMPAGNE,QUANTUM600,REAR DOOR,MODIFIED FOR TRU-BALANCE PEDIATRIC TILT,SLIDE-ON,D-1056-061	1
D1E - D3	SHDASMB5552	SHROUD,ASSY,CUSTOM,QUANTUM600,REAR DOOR,MODIFIED FOR TRU-BALANCE PEDIATRIC TILT,SLIDE-ON	1
D1E	DWR1056D061E	SHROUD,PAINTED,CUSTOM,QUANTUM600,REAR DOOR,MODIFIED FOR TRU-BALANCE PEDIATRIC TILT,SLIDE-ON,D-1056-061	1
D1F - D3	SHDASMB5553	SHROUD,ASSY,SUNBURST ORANGE,QUANTUM600,REAR DOOR,MODIFIED FOR TRU-BALANCE PEDIATRIC TILT,SLIDE-ON	1
D1F	DWR1056D061F	SHROUD,PAINTED,SUNBURST ORANGE,QUANTUM600,REAR DOOR,MODIFIED FOR TRU-BALANCE PEDIATRIC TILT,SLIDE-ON,D-1056-061	1
D1G - D3	SHDASMB5554	SHROUD,ASSY,SILVER,QUANTUM600,REAR DOOR,MODIFIED FOR TRU-BALANCE PEDIATRIC TILT,SLIDE-ON	1
D1G	DWR1056D061G	SHROUD,PAINTED,SILVER,QUANTUM600,REAR DOOR,MODIFIED FOR TRU-BALANCE PEDIATRIC TILT,SLIDE-ON,D-1056-061	1
D1H - D3	SHDASMB5555	SHROUD,ASSY,SOLAR YELLOW,QUANTUM600,REAR DOOR,MODIFIED FOR TRU-BALANCE PEDIATRIC TILT,SLIDE-ON	1
D1H	DWR1056D061H	SHROUD,PAINTED,SOLAR YELLOW,QUANTUM600,REAR DOOR,MODIFIED FOR TRU-BALANCE PEDIATRIC TILT,SLIDE-ON,D-1056-061	1
D1I - D3	SHDASMB5556	SHROUD,ASSY,CARDINAL RED,QUANTUM600,REAR DOOR,MODIFIED FOR TRU-BALANCE PEDIATRIC TILT,SLIDE-ON	1
D1I	DWR1056D061I	SHROUD,PAINTED,CARDINAL RED,QUANTUM600,REAR DOOR,MODIFIED FOR TRU-BALANCE PEDIATRIC TILT,SLIDE-ON,D-1056-061	1
D1J - D3	SHDASMB5557	SHROUD,ASSY,VIOLET,QUANTUM600,REAR DOOR,MODIFIED FOR TRU-BALANCE PEDIATRIC TILT,SLIDE-ON	1
D1J	DWR1056D061J	SHROUD,PAINTED,VIOLET,QUANTUM600,REAR DOOR,MODIFIED FOR TRU-BALANCE PEDIATRIC TILT,SLIDE-ON,D-1056-061	1
D1K - D3	SHDASMB5558	SHROUD,ASSY,MARINER BLUE,QUANTUM600,REAR DOOR,MODIFIED FOR TRU-BALANCE PEDIATRIC TILT,SLIDE-ON	1

The parts list is continued on the subsequent pages.

# IX. Shroud Assembly — Twist-lock, Standard



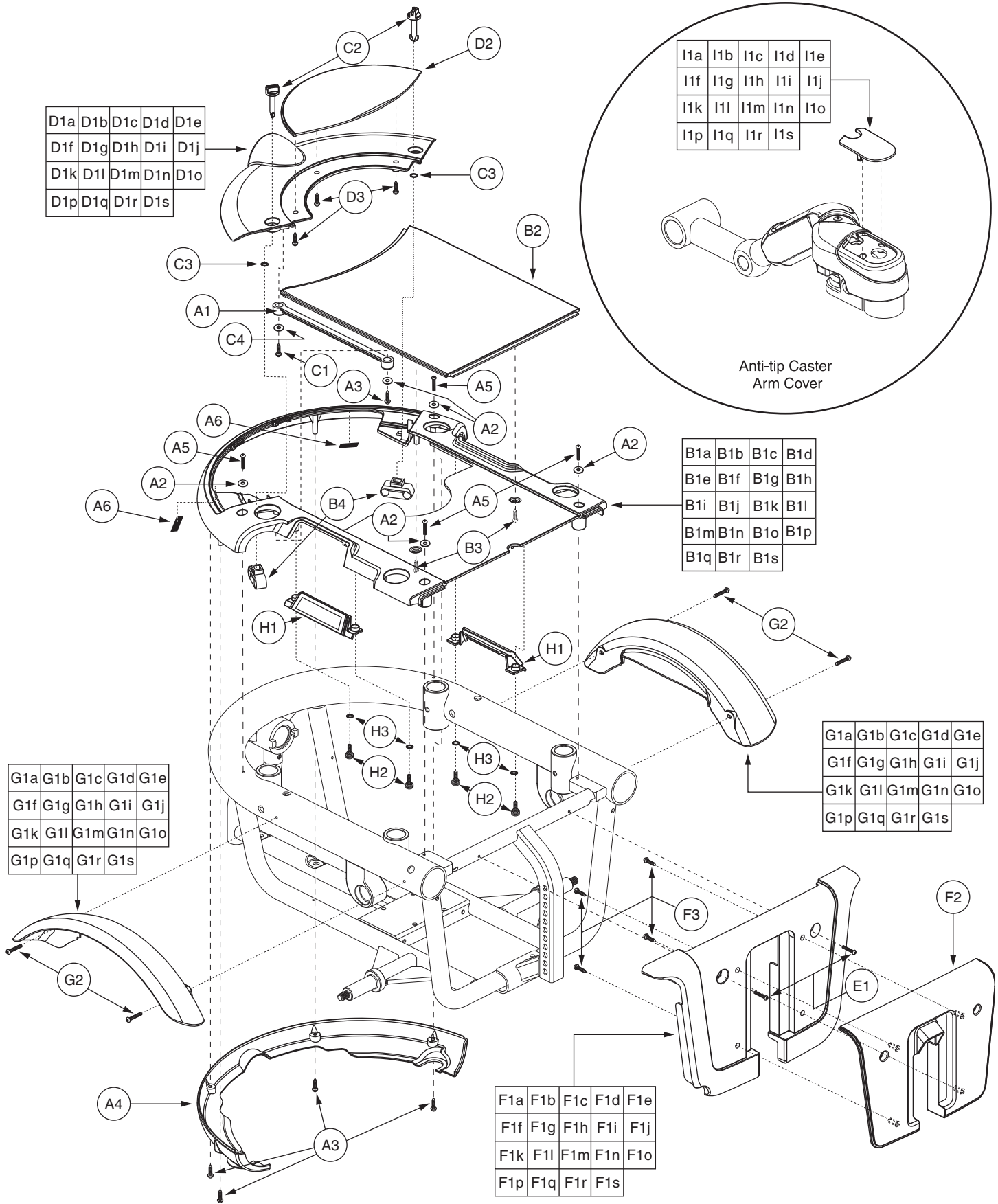
# IX. Shroud Assembly — Twist-lock, Standard

The parts list is continued from the previous pages.

REF #	PART #	DESCRIPTION	QTY
D1K	DWR1056D061K	SHROUD,PAINTED,MARINER BLUE,QUANTUM600,REAR DOOR,MODIFIED FOR TRU-BALANCE PEDIATRIC TILT,SLIDE-ON,D-1056-061	1
D1L - D3	SHDASMB5559	SHROUD,ASSY,SPRING GREEN,QUANTUM600,REAR DOOR,MODIFIED FOR TRU-BALANCE PEDIATRIC TILT,SLIDE-ON	1
D1L	DWR1056D061L	SHROUD,PAINTED,SPRING GREEN,QUANTUM600,REAR DOOR,MODIFIED FOR TRU-BALANCE PEDIATRIC TILT,SLIDE-ON,D-1056-061	1
D1M - D3	SHDASMB5560	SHROUD,ASSY,PEARL PINK,QUANTUM600,REAR DOOR,MODIFIED FOR TRU-BALANCE PEDIATRIC TILT,SLIDE-ON	1
D1M	DWR1056D061M	SHROUD,PAINTED,PEARL PINK,QUANTUM600,REAR DOOR,MODIFIED FOR TRU-BALANCE PEDIATRIC TILT,SLIDE-ON,D-1056-061	1
D1N - D3	SHDASMB5561	SHROUD,ASSY,TANGERINE,QUANTUM600,REAR DOOR,MODIFIED FOR TRU-BALANCE PEDIATRIC TILT,SLIDE-ON	1
D1N	DWR1056D061N	SHROUD,PAINTED,TANGERINE,QUANTUM600,REAR DOOR,MODIFIED FOR TRU-BALANCE PEDIATRIC TILT,SLIDE-ON,D-1056-061	1
D1O - D3	SHDASMB5562	SHROUD,ASSY,KELLY GREEN,QUANTUM600,REAR DOOR,MODIFIED FOR TRU-BALANCE PEDIATRIC TILT,SLIDE-ON	1
D1O	DWR1056D061O	SHROUD,PAINTED,KELLY GREEN,QUANTUM600,REAR DOOR,MODIFIED FOR TRU-BALANCE PEDIATRIC TILT,SLIDE-ON,D-1056-061	1
D1P - D3	SHDASMB5563	SHROUD,ASSY,PEWTER,QUANTUM600,REAR DOOR,MODIFIED FOR TRU-BALANCE PEDIATRIC TILT,SLIDE-ON	1
D1P	DWR1056D061P	SHROUD,PAINTED,PEWTER,QUANTUM600,REAR DOOR,MODIFIED FOR TRU-BALANCE PEDIATRIC TILT,SLIDE-ON,D-1056-061	1
D1Q - D3	SHDASMB5564	SHROUD,ASSY,EMERALD GREEN,QUANTUM600,REAR DOOR,MODIFIED FOR TRU-BALANCE PEDIATRIC TILT,SLIDE-ON	1
D1Q	DWR1056D061Q	SHROUD,PAINTED,EMERALD GREEN,QUANTUM600,REAR DOOR,MODIFIED FOR TRU-BALANCE PEDIATRIC TILT,SLIDE-ON,D-1056-061	1
D1R - D3	SHDASMB5565	SHROUD,ASSY,GRAPHITE BLUE,QUANTUM600,REAR DOOR,MODIFIED FOR TRU-BALANCE PEDIATRIC TILT,SLIDE-ON	1
D1R	DWR1056D061R	SHROUD,PAINTED,GRAPHITE BLUE,QUANTUM600,REAR DOOR,MODIFIED FOR TRU-BALANCE PEDIATRIC TILT,SLIDE-ON,D-1056-061	1
D1S - D3	SHDASMB5566	SHROUD,ASSY,SAPPHIRE BLUE,QUANTUM600,REAR DOOR,MODIFIED FOR TRU-BALANCE PEDIATRIC TILT,SLIDE-ON	1
D1S	DWR1056D061S	SHROUD,PAINTED,SAPPHIRE BLUE,QUANTUM600,REAR DOOR,MODIFIED FOR TRU-BALANCE PEDIATRIC TILT,SLIDE-ON,D-1056-061	1
D2	DWR1056E013	SHROUD,REAR DOOR,BLACK,E-1056-013	1
D3	SCRPPSM1029	SCREW, PPH - SHEET METAL,BLACK ZINC,M4 X 10MM	3
E1 - F3	SHDASMB4083	SHROUD,ASSY,RED,JAZZY600,FOOTREST	1
E1 - F3	SHDASMB4087	SHROUD,ASSY,VIPER BLUE,JAZZY600,FOOTREST	1
E1 - F3	SHDASMB4266	SHROUD,ASSY,BLACK,JAZZY600,FOOTREST	1
E1 - F3	SHDASMB4273	SHROUD,ASSY,CHAMPAGNE,JAZZY600,FOOTREST	1
E1 - F3	SHDASMB4427	SHROUD,ASSY,CUSTOM COLOR,JAZZY600,FOOTREST	1
E1 - F3	SHDASMB4489	SHROUD,ASSY,ORANGE,JAZZY600,FOOTREST	1
E1 - F3	SHDASMB4763	SHROUD,ASSY,SILVER,JAZZY600,FOOTREST	1
E1 - F3	SHDASMB4894	SHROUD,ASSY,SOLAR YELLOW,QUANTUM600,FOOTREST	1
E1 - F3	SHDASMB4906	SHROUD,ASSY,CARDINAL RED,QUANTUM600,FOOTREST	1
E1 - F3	SHDASMB4918	SHROUD,ASSY,VIOLET,QUANTUM600,FOOTREST	1
E1 - F3	SHDASMB4930	SHROUD,ASSY,MARINER BLUE,QUANTUM600,FOOTREST	1
E1 - F3	SHDASMB4942	SHROUD,ASSY,SPRING GREEN,QUANTUM600,FOOTREST	1
E1 - F3	SHDASMB4954	SHROUD,ASSY,PEARL PINK,QUANTUM600,FOOTREST	1
E1 - F3	SHDASMB5156	SHROUD,ASSY,TANGERINE,JAZZY600,FOOTREST	1
E1 - F3	SHDASMB5163	SHROUD,ASSY,KELLY GREEN,JAZZY600,FOOTREST	1
E1 - F3	SHDASMB5171	SHROUD,ASSY,PEWTER,JAZZY600,FOOTREST,E-1056-022	1
E1 - F3	SHDASMB5177	SHROUD,ASSY,EMERALD GREEN,JAZZY600,FOOTREST	1
E1 - F3	SHDASMB5184	SHROUD,ASSY,GRAPHITE BLUE,JAZZY600,FOOTREST	1
E1 - F3	SHDASMB5191	SHROUD,ASSY,SAPPHIRE BLUE,JAZZY600,FOOTREST	1

The parts list is continued on the subsequent pages.

# IX. Shroud Assembly — Twist-lock, Standard



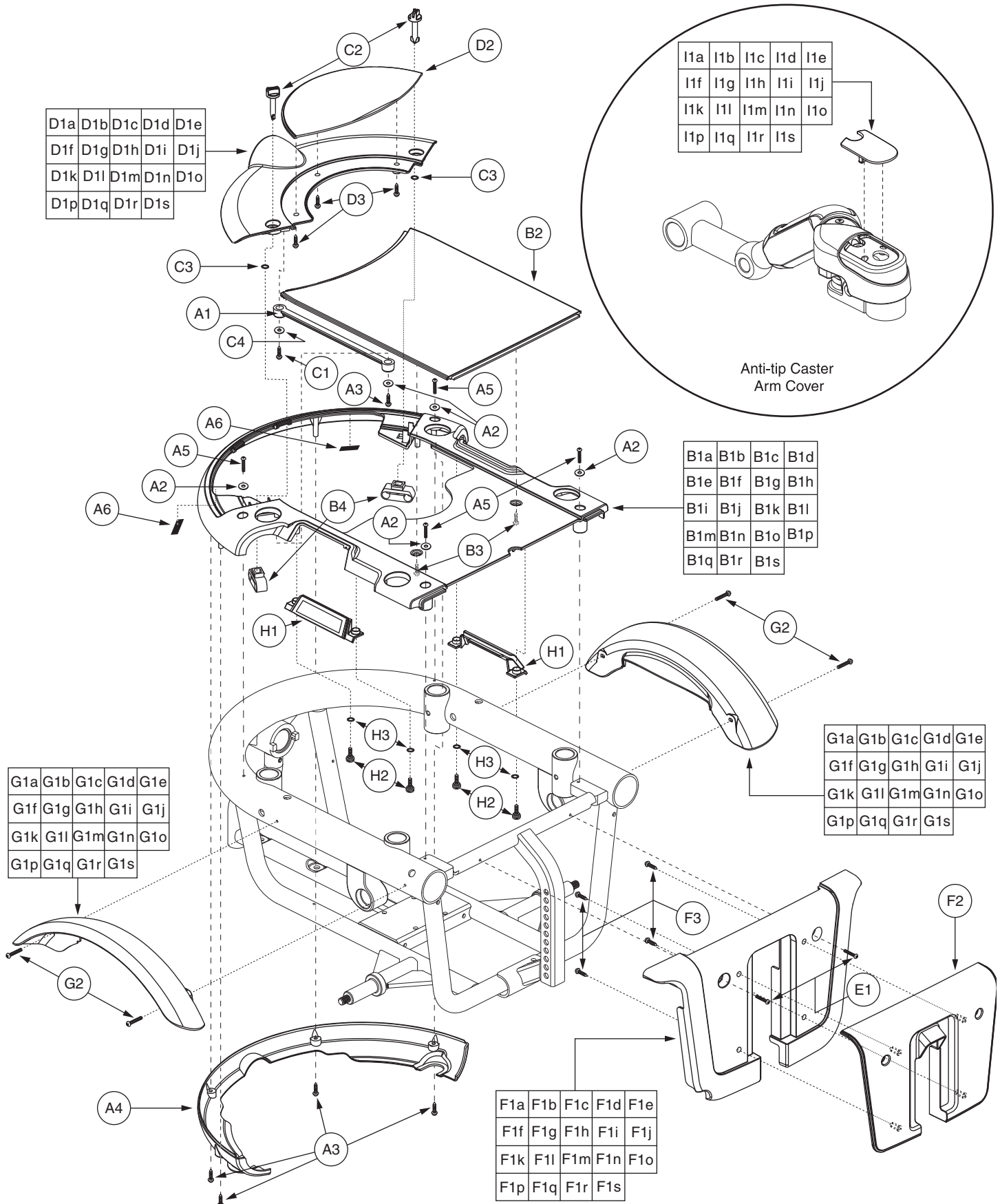
# IX. Shroud Assembly — Twist-lock, Standard

The parts list is continued from the previous pages.

REF #	PART #	DESCRIPTION	QTY
E1	SCRPPH1153	SCREW,PPH,BLACK ZINC,M4-.7 X 20MM	2
<b>F1A - F3</b>	<b>SHDASMB4127</b>	<b>SHROUD,ASSY,RED,JAZZY600,FOOTREST,E-1056-022</b>	<b>1</b>
F1A	SHDPNTD2467	SHROUD,PAINTED,RED,JAZZY600,FOOTREST,E-1056-016	1
<b>F1B - F3</b>	<b>SHDASMB4128</b>	<b>SHROUD,ASSY,VIPER BLUE,JAZZY600,FOOTREST,E-1056-022</b>	<b>1</b>
F1B	SHDPNTD2471	SHROUD,PAINTED,VIPER BLUE,JAZZY600,FOOTREST,E-1056-016	1
<b>F1C - F3</b>	<b>SHDASMB4267</b>	<b>SHROUD,ASSY,BLACK,JAZZY600,FOOTREST,E-1056-022</b>	<b>1</b>
F1C	SHDPNTD2559	SHROUD,PAINTED,BLACK,JAZZY600,FOOTREST,E-1056-016	1
<b>F1D - F3</b>	<b>SHDASMB4274</b>	<b>SHROUD,ASSY,CHAMPAGNE,JAZZY600,FOOTREST,E-1056-022</b>	<b>1</b>
F1D	SHDPNTD2563	SHROUD,PAINTED,CHAMPAGNE,JAZZY600,FOOTREST,E-1056-016	1
<b>F1E - F3</b>	<b>SHDASMB4428</b>	<b>SHROUD,ASSY,CUSTOM COLOR,JAZZY600,FOOTREST,E-1056-022</b>	<b>1</b>
F1E	SHDPNTD2643	SHROUD,PAINTED,CUSTOM,JAZZY600,FOOTREST,E-1056-016	1
<b>F1F - F3</b>	<b>SHDASMB4490</b>	<b>SHROUD,ASSY,ORANGE,JAZZY600,FOOTREST,E-1056-022</b>	<b>1</b>
F1F	SHDPNTD2676	SHROUD,PAINTED,ORANGE,JAZZY600,FOOTREST,E-1056-016	1
<b>F1G - F3</b>	<b>SHDASMB4764</b>	<b>SHROUD,ASSY,SILVER,JAZZY600,FOOTREST,E-1056-022</b>	<b>1</b>
F1G	SHDPNTD2870	SHROUD,PAINTED,SILVER,JAZZY600,FOOTREST,E-1056-016	1
<b>F1H - F3</b>	<b>SHDASMB4895</b>	<b>SHROUD,ASSY,SOLAR YELLOW,QUANTUM600,FOOTREST,E-1056-022</b>	<b>1</b>
F1H	SHDPNTD2943	SHROUD,PAINTED,SOLAR YELLOW,QUANTUM600,FOOTREST,E-1056-016	1
<b>F1I - F3</b>	<b>SHDASMB4907</b>	<b>SHROUD,ASSY,CARDINAL RED,QUANTUM600,FOOTREST,E-1056-022</b>	<b>1</b>
F1I	SHDPNTD2951	SHROUD,PAINTED,CARDINAL RED,QUANTUM600,FOOTREST,E-1056-016	1
<b>F1J - F3</b>	<b>SHDASMB4919</b>	<b>SHROUD,ASSY,VIOLET,QUANTUM600,FOOTREST,E-1056-022</b>	<b>1</b>
F1J	SHDPNTD2959	SHROUD,PAINTED,VIOLET,QUANTUM600,FOOTREST,E-1056-016	1
<b>F1K - F3</b>	<b>SHDASMB4931</b>	<b>SHROUD,ASSY,MARINER BLUE,QUANTUM600,FOOTREST,E-1056-022</b>	<b>1</b>
F1K	SHDPNTD2967	SHROUD,PAINTED,MARINER BLUE,QUANTUM600,FOOTREST,E-1056-016	1
<b>F1L - F3</b>	<b>SHDASMB4943</b>	<b>SHROUD,ASSY,SPRING GREEN,QUANTUM600,FOOTREST,E-1056-022</b>	<b>1</b>
F1L	SHDPNTD2975	SHROUD,PAINTED,SPRING GREEN,QUANTUM600,FOOTREST,E-1056-016	1
<b>F1M - F3</b>	<b>SHDASMB4955</b>	<b>SHROUD,ASSY,PEARL PINK,QUANTUM600,FOOTREST,E-1056-022</b>	<b>1</b>
F1M	SHDPNTD2983	SHROUD,PAINTED,PEARL PINK,QUANTUM600,FOOTREST,E-1056-016	1
<b>F1N - F3</b>	<b>SHDASMB5157</b>	<b>SHROUD,ASSY,TANGERINE,JAZZY600,FOOTREST,E-1056-022</b>	<b>1</b>
F1N	SHDPNTD3066	SHROUD,PAINTED,TANGERINE,JAZZY600,FOOTREST,E-1056-016	1
<b>F1O - F3</b>	<b>SHDASMB5164</b>	<b>SHROUD,ASSY,KELLY GREEN,JAZZY600,FOOTREST,E-1056-022</b>	<b>1</b>
F1O	SHDPNTD3071	SHROUD,PAINTED,KELLY GREEN,JAZZY600,FOOTREST,E-1056-016	1
<b>F1P - F3</b>	<b>SHDASMB5171</b>	<b>SHROUD,ASSY,PEWTER,JAZZY600,FOOTREST,E-1056-022</b>	<b>1</b>
F1P	SHDPNTD3076	SHROUD,PAINTED,PEWTER,JAZZY600,FOOTREST,E-1056-016	1
<b>F1Q - F3</b>	<b>SHDASMB5178</b>	<b>SHROUD,ASSY,EMERALD GREEN,JAZZY600,FOOTREST,E-1056-022</b>	<b>1</b>
F1Q	SHDPNTD3081	SHROUD,PAINTED,EMERALD GREEN,JAZZY600,FOOTREST,E-1056-016	1
<b>F1R - F3</b>	<b>SHDASMB5185</b>	<b>SHROUD,ASSY,GRAPHITE BLUE,JAZZY600,FOOTREST,E-1056-022</b>	<b>1</b>
F1R	SHDPNTD3086	SHROUD,PAINTED,GRAPHITE BLUE,JAZZY600,FOOTREST,E-1056-016	1
<b>F1S - F3</b>	<b>SHDASMB5192</b>	<b>SHROUD,ASSY,SAPPHIRE BLUE,JAZZY600,FOOTREST,E-1056-022</b>	<b>1</b>
F1S	SHDPNTD3091	SHROUD,PAINTED,SAPPHIRE BLUE,JAZZY600,FOOTREST,E-1056-016	1
F2	DWR1056E015	SHROUD,FRONT DOOR,BLACK,E-1056-015	1
F3	SCRPPSM1029	SCREW, PPH - SHEET METAL,BLACK ZINC,M4 X 10MM	4
<b>G1A - G2</b>	<b>SHDASMB4084</b>	<b>SHROUD,ASSY,RED,JAZZY600,FENDER</b>	<b>2</b>
G1A	SHDPNTD2468	SHROUD,PAINTED,RED,JAZZY600,FENDER,E-1056-008	1
<b>G1B - G2</b>	<b>SHDASMB4088</b>	<b>SHROUD,ASSY,VIPER BLUE,JAZZY600,FENDER</b>	<b>2</b>
G1B	SHDPNTD2472	SHROUD,PAINTED,VIPER BLUE,JAZZY600,FENDER,E-1056-008	1

The parts list is continued on the subsequent pages.

# IX. Shroud Assembly — Twist-lock, Standard



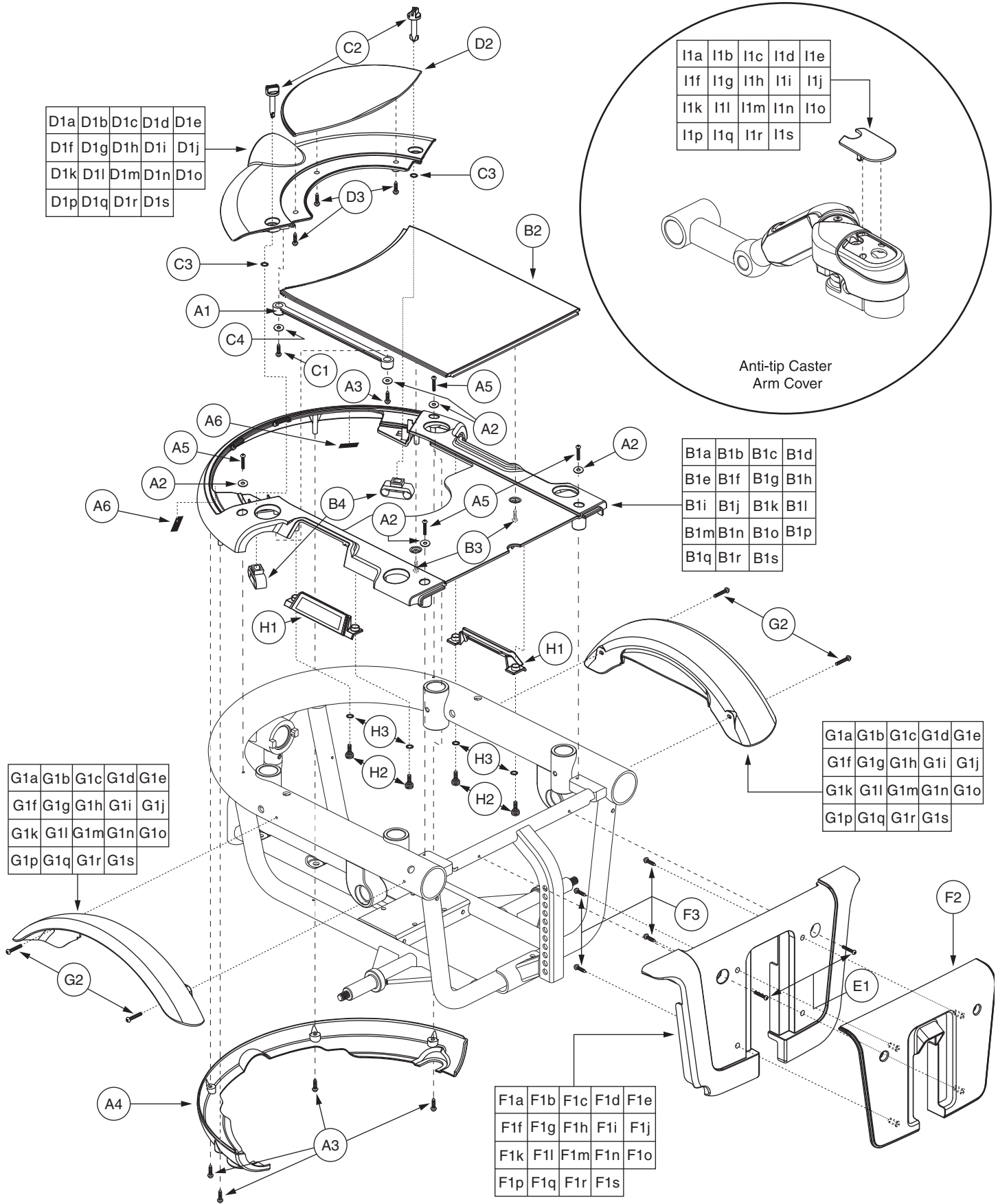
# IX. Shroud Assembly — Twist-lock, Standard

The parts list is continued from the previous pages.

REF #	PART #	DESCRIPTION	QTY
<b>G1C - G2</b>	<b>SHDASMB4268</b>	<b>SHROUD,ASSY,BLACK,JAZZY600,FENDER</b>	<b>2</b>
G1C	SHDPNTD2560	SHROUD,PAINTED,BLACK,JAZZY600,FENDER,E-1056-008	1
<b>G1D - G2</b>	<b>SHDASMB4275</b>	<b>SHROUD,ASSY,CHAMPAGNE,JAZZY600,FENDER</b>	<b>2</b>
G1D	SHDPNTD2564	SHROUD,PAINTED,CHAMPAGNE,JAZZY600,FENDER,E-1056-008	1
<b>G1E - G2</b>	<b>SHDASMB4429</b>	<b>SHROUD,ASSY,CUSTOM COLOR,JAZZY600,FENDER</b>	<b>2</b>
G1E	SHDPNTD2644	SHROUD,PAINTED,CUSTOM,JAZZY600,FENDER,E-1056-008	1
<b>G1F - G2</b>	<b>SHDASMB4491</b>	<b>SHROUD,ASSY,ORANGE,JAZZY600,FENDER</b>	<b>2</b>
G1F	SHDPNTD2677	SHROUD,PAINTED,ORANGE,JAZZY600,FENDER,E-1056-008	1
<b>G1G - G2</b>	<b>SHDASMB4765</b>	<b>SHROUD,ASSY,SILVER,JAZZY600,FENDER</b>	<b>2</b>
G1G	SHDPNTD2871	SHROUD,PAINTED,SILVER,JAZZY600,FENDER,E-1056-008	1
<b>G1H - G2</b>	<b>SHDASMB4896</b>	<b>SHROUD,ASSY,SOLAR YELLOW,QUANTUM600,FENDER</b>	<b>2</b>
G1H	SHDPNTD2944	SHROUD,PAINTED,SOLAR YELLOW,QUANTUM600,FENDER,E-1056-008	1
<b>G1I - G2</b>	<b>SHDASMB4908</b>	<b>SHROUD,ASSY,CARDINAL RED,QUANTUM600,FENDER</b>	<b>2</b>
G1I	SHDPNTD2952	SHROUD,PAINTED,CARDINAL RED,QUANTUM600,FENDER,E-1056-008	1
<b>G1J - G2</b>	<b>SHDASMB4920</b>	<b>SHROUD,ASSY,VIOLET,QUANTUM600,FENDER</b>	<b>2</b>
G1J	SHDPNTD2960	SHROUD,PAINTED,VIOLET,QUANTUM600,FENDER,E-1056-008	1
<b>G1K - G2</b>	<b>SHDASMB4932</b>	<b>SHROUD,ASSY,MARINER BLUE,QUANTUM600,FENDER</b>	<b>2</b>
G1K	SHDPNTD2968	SHROUD,PAINTED,MARINER BLUE,QUANTUM600,FENDER,E-1056-008	1
<b>G1L - G2</b>	<b>SHDASMB4944</b>	<b>SHROUD,ASSY,SPRING GREEN,QUANTUM600,FENDER</b>	<b>2</b>
G1L	SHDPNTD2976	SHROUD,PAINTED,SPRING GREEN,QUANTUM600,FENDER,E-1056-008	1
<b>G1M - G2</b>	<b>SHDASMB4956</b>	<b>SHROUD,ASSY,PEARL PINK,QUANTUM600,FENDER</b>	<b>2</b>
G1M	SHDPNTD2984	SHROUD,PAINTED,PEARL PINK,QUANTUM600,FENDER,E-1056-008	1
<b>G1N - G2</b>	<b>SHDASMB5158</b>	<b>SHROUD,ASSY,TANGERINE,JAZZY600,FENDER</b>	<b>2</b>
G1N	SHDPNTD3067	SHROUD,PAINTED,TANGERINE,JAZZY600,FENDER,E-1056-008	1
<b>G1O - G2</b>	<b>SHDASMB5165</b>	<b>SHROUD,ASSY,KELLY GREEN,JAZZY600,FENDER</b>	<b>2</b>
G1O	SHDPNTD3072	SHROUD,PAINTED,KELLY GREEN,JAZZY600,FENDER,E-1056-008	1
<b>G1P - G2</b>	<b>SHDASMB5172</b>	<b>SHROUD,ASSY,PEWTER,JAZZY600,FENDER</b>	<b>2</b>
G1P	SHDPNTD3077	SHROUD,PAINTED,PEWTER,JAZZY600,FENDER,E-1056-008	1
<b>G1Q - G2</b>	<b>SHDASMB5179</b>	<b>SHROUD,ASSY,EMERALD GREEN,JAZZY600,FENDER</b>	<b>2</b>
G1Q	SHDPNTD3082	SHROUD,PAINTED,EMERALD GREEN,JAZZY600,FENDER,E-1056-008	1
<b>G1R - G2</b>	<b>SHDASMB5186</b>	<b>SHROUD,ASSY,GRAPHITE BLUE,JAZZY600,FENDER</b>	<b>2</b>
G1R	SHDPNTD3087	SHROUD,PAINTED,GRAPHITE BLUE,JAZZY600,FENDER,E-1056-008	1
<b>G1S - G2</b>	<b>SHDASMB5193</b>	<b>SHROUD,ASSY,SAPPHIRE BLUE,JAZZY600,FENDER</b>	<b>2</b>
G1S	SHDPNTD3092	SHROUD,PAINTED,SAPPHIRE BLUE,JAZZY600,FENDER,E-1056-008	1
G2	SCRPPH1163	SCREW,PPH,BLACK ZINC,M4-.7 X 10MM	2
<b>*H1A</b>	<b>SHDPNTD2629</b>	<b>SHROUD,PAINTED,RED,JAZZY600,CASTER ARM COVER,D-1056-031</b>	<b>2</b>
<b>*H1B</b>	<b>SHDPNTD2630</b>	<b>SHROUD,PAINTED,VIPER BLUE,JAZZY600,CASTER ARM COVER,D-1056-031</b>	<b>2</b>
<b>*H1C</b>	<b>SHDPNTD2631</b>	<b>SHROUD,PAINTED,BLACK,JAZZY600,CASTER ARM COVER,D-1056-031</b>	<b>2</b>
<b>*H1D</b>	<b>SHDPNTD2632</b>	<b>SHROUD,PAINTED,CHAMPAGNE,JAZZY600,CASTER ARM COVER,D-1056-031</b>	<b>2</b>
<b>*H1E</b>	<b>SHDPNTD2645</b>	<b>SHROUD,PAINTED,CUSTOM,JAZZY600,CASTER ARM,D-1056-031</b>	<b>2</b>
<b>*H1F</b>	<b>SHDPNTD2678</b>	<b>SHROUD,PAINTED,ORANGE,JAZZY600,CASTER ARM COVER,D-1056-031</b>	<b>2</b>
<b>*H1G</b>	<b>SHDPNTD2872</b>	<b>SHROUD,PAINTED,SILVER,JAZZY600,CASTER ARM COVER,D-1056-031</b>	<b>2</b>
<b>*H1H</b>	<b>SHDPNTD2945</b>	<b>SHROUD,PAINTED,SOLAR YELLOW,QUANTUM600,CASTER ARM COVER,D-1056-031</b>	<b>2</b>
<b>*H1I</b>	<b>SHDPNTD2953</b>	<b>SHROUD,PAINTED,CARDINAL RED,QUANTUM600,CASTER ARM COVER,D-1056-031</b>	<b>2</b>
<b>*H1J</b>	<b>SHDPNTD2961</b>	<b>SHROUD,PAINTED,VIOLET,QUANTUM600,CASTER ARM COVER,D-1056-031</b>	<b>2</b>

The parts list is continued on the subsequent pages.

# IX. Shroud Assembly — Twist-lock, Standard



# IX. Shroud Assembly — Twist-lock, Standard

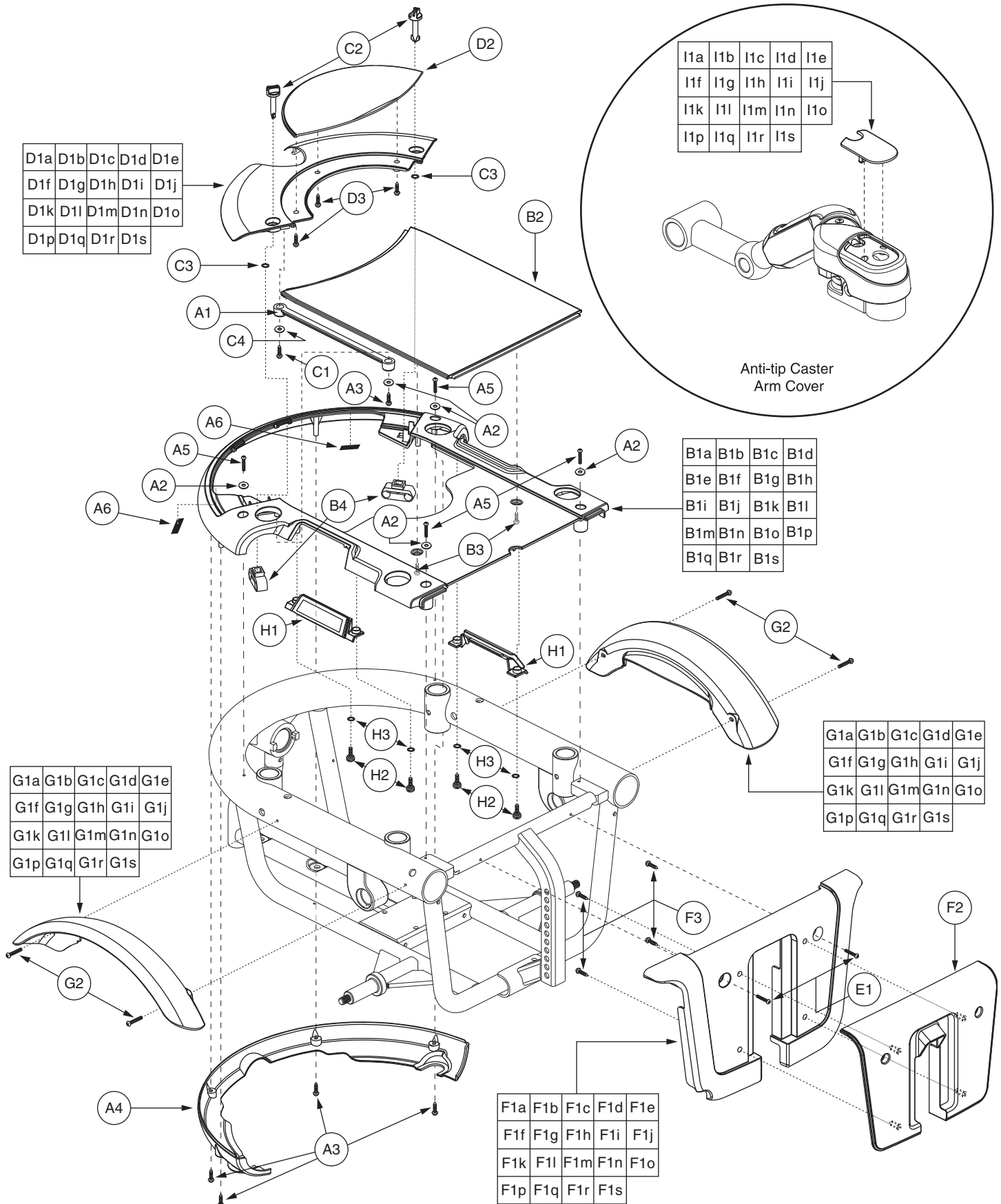
The parts list is continued from the previous pages.

REF #	PART #	DESCRIPTION	QTY
*H1K	SHDPNTD2969	SHROUD,PAINTED,MARINER BLUE,QUANTUM600,CASTER ARM COVER,D-1056-031	2
*H1L	SHDPNTD2977	SHROUD,PAINTED,SPRING GREEN,QUANTUM600,CASTER ARM COVER,D-1056-031	2
*H1M	SHDPNTD2985	SHROUD,PAINTED,PEARL PINK,QUANTUM600,CASTER ARM COVER,D-1056-031	2
*H1N	SHDPNTD3068	SHROUD,PAINTED,TANGERINE,JAZZY600,CASTER ARM COVER,D-1056-031	2
*H1O	SHDPNTD3073	SHROUD,PAINTED,KELLY GREEN,JAZZY610,CASTER ARM COVER,D-1056-031	2
*H1P	SHDPNTD3078	SHROUD,PAINTED,PEWTER,JAZZY600,CASTER ARM COVER,D-1056-031	2
*H1Q	SHDPNTD3083	SHROUD,PAINTED,EMERALD GREEN,JAZZY610,CASTER ARM COVER,D-1056-031	2
*H1R	SHDPNTD3088	SHROUD,PAINTED,GRAPHITE BLUE,JAZZY600,CASTER ARM COVER,D-1056-031	2
*H1S	SHDPNTD3093	SHROUD,PAINTED,SAPPHIRE BLUE,JAZZY600,CASTER ARM COVER,D-1056-031	2
I1a - J3	ELEASMB6277	ELECTRONIC,ASSY,ONBOARD CHARGER,RECHARGE PANEL,RIGHT	1
*I1b - J3	ELEASMB6278	ELECTRONIC,ASSY,ONBOARD CHARGER,RECHARGE PANEL,LEFT	1
I1a - I6	ELEASMB3594	ELECTRONIC,ASSY,RECHARGE PANEL,RIGHT	1
I1b - I6	ELEASMB6378	ELECTRONIC,ASSY,RECHARGE PANEL,LEFT	1
I1a	DWR1054D018	COVER,RECHARGE PANEL,RIGHT,D-1054-018	1
I1b	DWR1056D010	COVER,RECHARGE PANEL,LEFT,D-1056-010	1
I2a	DWR1054D017	COVER,CHARGER,RUBBER,RIGHT,D-1054-017	1
I2b	DWR1056C015	COVER,CHARGER,RUBBER,LEFT,C-1056-015	1
I3	ELEMETR1015	ELECTRONIC,AMMETER,HORIZONTAL, 0-6, FLAT BEZEL FACE,(PRIME:MODEL50)	1
I4	HARUSHD2112	ELECTRONIC,HARNESS,A/C CHGR INPUT,WITH AMP 1-350346-0,H-1107-007	1
I5	PLSKNCP1047	KNOB,PLASTIC,M4-.7 x 12MM,KNURLED HEAD,C-1054-034	2
I6	WASNEOP1003	WASHER,BLACK,NEOPRENE,3.20MM ID X 7.00MM OD X 1.90MM TH,O-RING	2
J1 - J3	ELEASMB4269	ELECTRONIC,ASSY,BLANK PANEL	1
J1	DWR1054C006	COVER,BLANK,JET,C-1054-006	1
J2	PLSKNCP1047	KNOB,PLASTIC,M4-.7 x 12MM,KNURLED HEAD,C-1054-034	2
J3	WASNEOP1003	WASHER,BLACK,NEOPRENE,3.20MM ID X 7.00MM OD X 1.90MM TH,O-RING	2

### Notes :

Top-level assemblies will include components designated with corresponding extensions. Capital letter extensions are designated for color options, and lower-case extensions are designated for right and left side assemblies. Parts without extensions will be included in all top-level assemblies. For items \*H1A through \*H1S, one is shown.

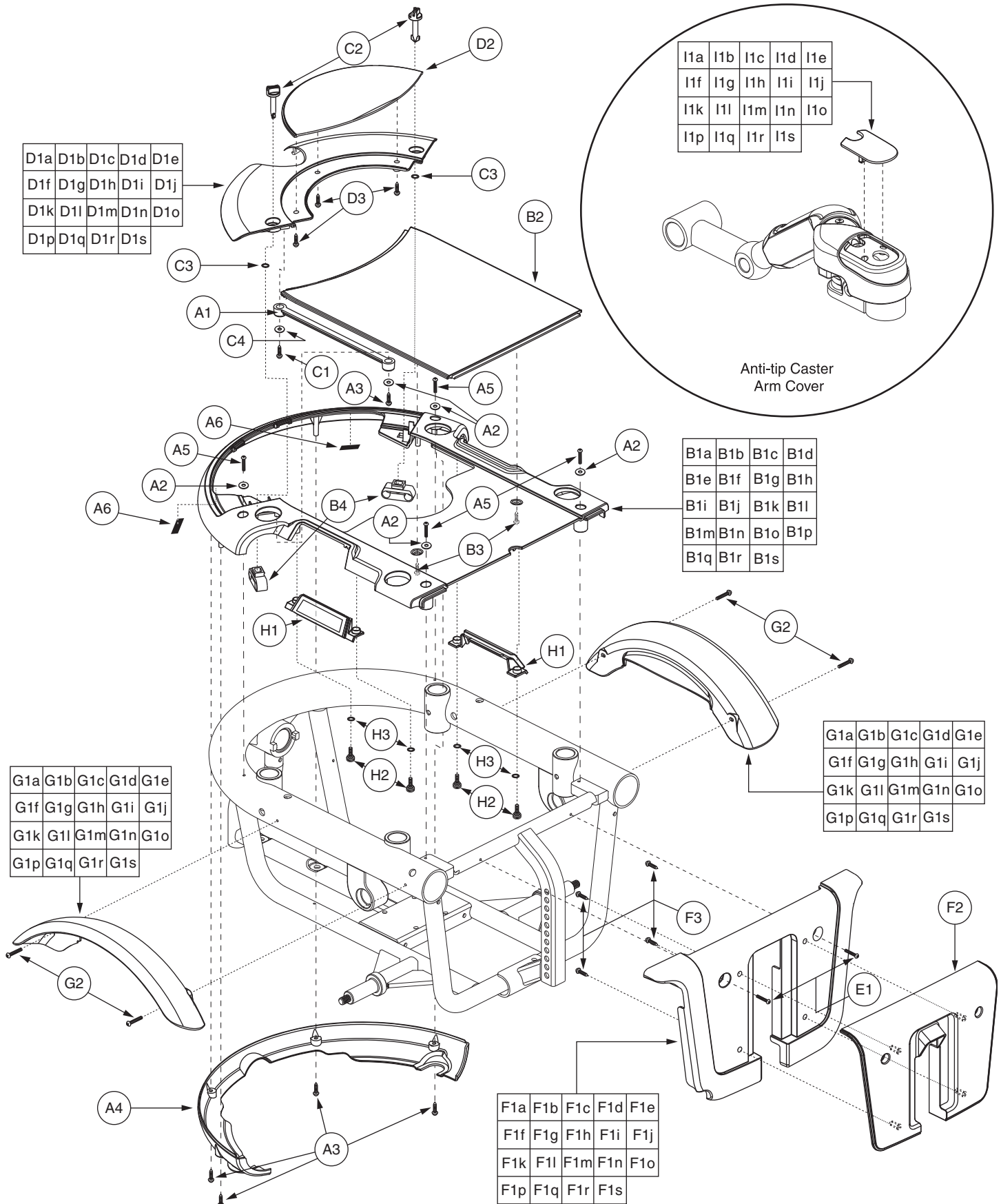
- \*A1 - H1E Custom color option available. Please contact Pride Technical Service for more information.
- \*I1b - J3 Left side assemblies not shown.



# IX. Shroud Assembly — Twist-lock, TRU-Balance Pediatric Tilt

REF #	PART #	DESCRIPTION	QTY
A1 - l1a	SHDASMB4961	SHROUD,ASSY,RED,OFFBOARD CHARGER,MODIFIED FOR TRU-BALANCE PEDIATRIC TILT,QUANTUM600	1
A1 - l1b	SHDASMB4962	SHROUD,ASSY,VIPER BLUE,OFFBOARD CHARGER,MODIFIED FOR TRU-BALANCE PEDIATRIC TILT,QUANTUM600	1
A1 - l1c	SHDASMB4963	SHROUD,ASSY,BLACK,OFFBOARD CHARGER,MODIFIED FOR TRU-BALANCE PEDIATRIC TILT,QUANTUM600	1
A1 - l1d	SHDASMB4964	SHROUD,ASSY,CHAMPAGNE,OFFBOARD CHARGER,MODIFIED FOR TRU-BALANCE PEDIATRIC TILT,QUANTUM600	1
A1 - l1e	SHDASMB4966	SHROUD,ASSY,ORANGE,OFFBOARD CHARGER,MODIFIED FOR TRU-BALANCE PEDIATRIC TILT,QUANTUM600	1
A1 - l1f	SHDASMB4967	SHROUD,ASSY,SOLAR YELLOW,OFFBOARD CHARGER,MODIFIED FOR TRU-BALANCE PEDIATRIC TILT,QUANTUM600	1
A1 - l1g	SHDASMB4968	SHROUD,ASSY,CARDINAL RED,OFFBOARD CHARGER,MODIFIED FOR TRU-BALANCE PEDIATRIC TILT,QUANTUM600	1
A1 - l1h	SHDASMB4969	SHROUD,ASSY,VIOLET,OFFBOARD CHARGER,MODIFIED FOR TRU-BALANCE PEDIATRIC TILT,QUANTUM600	1
A1 - l1i	SHDASMB4970	SHROUD,ASSY,MARINER BLUE,OFFBOARD CHARGER,MODIFIED FOR TRU-BALANCE PEDIATRIC TILT,QUANTUM600	1
A1 - l1j	SHDASMB4971	SHROUD,ASSY,SPRING GREEN,OFFBOARD CHARGER,MODIFIED FOR TRU-BALANCE PEDIATRIC TILT,QUANTUM600	1
A1 - l1k	SHDASMB4972	SHROUD,ASSY,PEARL PINK,OFFBOARD CHARGER,MODIFIED FOR TRU-BALANCE PEDIATRIC TILT,QUANTUM600	1
*A1 - l1l	SHDASMB4965	SHROUD,ASSY,CUSTOM COLOR,OFFBOARD CHARGER,MODIFIED FOR TRU-BALANCE PEDIATRIC TILT,QUANTUM600	1
A1 - l1m	SHDASMB5202	SHROUD,ASSY,TANGERINE,OFFBOARD CHARGER,MODIFIED FOR TRU-BALANCE PEDIATRIC TILT,QUANTUM600	1
A1 - l1n	SHDASMB5205	SHROUD,ASSY,KELLY GREEN,OFFBOARD CHARGER,MODIFIED FOR TRU-BALANCE PEDIATRIC TILT,QUANTUM600	1
A1 - l1o	SHDASMB5208	SHROUD,ASSY,PEWTER,OFFBOARD CHARGER,MODIFIED FOR TRU-BALANCE PEDIATRIC TILT,QUANTUM600	1
A1 - l1p	SHDASMB5211	SHROUD,ASSY,EMERALD GREEN,OFFBOARD CHARGER,MODIFIED FOR TRU-BALANCE PEDIATRIC TILT,QUANTUM600	1
A1 - l1q	SHDASMB5214	SHROUD,ASSY,GRAPHITE BLUE,OFFBOARD CHARGER,MODIFIED FOR TRU-BALANCE PEDIATRIC TILT,QUANTUM600	1
A1 - l1r	SHDASMB5217	SHROUD,ASSY,SAPPHIRE BLUE,OFFBOARD CHARGER,MODIFIED FOR TRU-BALANCE PEDIATRIC TILT,QUANTUM600	1
A1 - l1s	SHDASMB4973	SHROUD,ASSY,SILVER,OFFBOARD CHARGER,MODIFIED FOR TRU-BALANCE PEDIATRIC TILT,QUANTUM600	1
A1	DWR1054C019	LANYARD,NATURAL RUBBER,6",C-1054-019	1
A2	WASMETR1042	WASHER,FLAT,BLACK ZINC,4.3MM ID X 12MM OD X 1MM TH,METRIC,GB96-4	5
A3	SCRPPSM1029	SCREW, PPH - SHEET METAL,BLACK ZINC,M4 X 10MM	5
A4	DWR1056E011	SHROUD,TUBE COVER,E-1056-011	1
A5	SCRPPH1163	SCREW,PPH,BLACK ZINC,M4-.7 X 10MM	4
A6	VELLOOP1024	REUSABLE FASTENER,0.75"W X 1.00"L,LOOP W/ADHESIVE BACK	2
<b>B1a - B4</b>	<b>SHDASMB4129</b>	<b>SHROUD,ASSY,RED,JAZZY600,MAIN W/CENTER COVER,E-1056-023</b>	<b>1</b>
B1a	SHDPNTD2465	SHROUD,PAINTED,RED,JAZZY600,MAIN,E-1056-014	1
<b>B1b - B4</b>	<b>SHDASMB4130</b>	<b>SHROUD,ASSY,VIPER BLUE,JAZZY600,MAIN W/CENTER COVER,E-1056-023</b>	<b>1</b>
B1b	SHDPNTD2469	SHROUD,PAINTED,VIPER BLUE,JAZZY600,MAIN,E-1056-014	1
<b>B1c - B4</b>	<b>SHDASMB4263</b>	<b>SHROUD,ASSY,BLACK,JAZZY600,MAIN W/CENTER COVER,E-1056-023</b>	<b>1</b>
B1c	SHDPNTD2557	SHROUD,PAINTED,BLACK,JAZZY600,MAIN,E-1056-014	1
<b>B1d - B4</b>	<b>SHDASMB4270</b>	<b>SHROUD,ASSY,CHAMPAGNE,JAZZY600,MAIN W/CENTER COVER,E-1056-023</b>	<b>1</b>
B1d	SHDPNTD2561	SHROUD,PAINTED,CHAMPAGNE,JAZZY600,MAIN,E-1056-014	1
<b>B1e - B4</b>	<b>SHDASMB4486</b>	<b>SHROUD,ASSY,ORANGE,JAZZY600,MAIN W/CENTER COVER,E-1056-023</b>	<b>1</b>
B1e	SHDPNTD2674	SHROUD,PAINTED,ORANGE,JAZZY600,MAIN,E-1056-014	1
<b>B1f - B4</b>	<b>SHDASMB4891</b>	<b>SHROUD,ASSY,SOLAR YELLOW,QUANTUM600,MAIN W/CENTER COVER,E-1056-023</b>	<b>1</b>
B1f	SHDPNTD2941	SHROUD,PAINTED,SOLAR YELLOW,QUANTUM600,MAIN,E-1056-014	1

The parts list is continued on the subsequent pages.

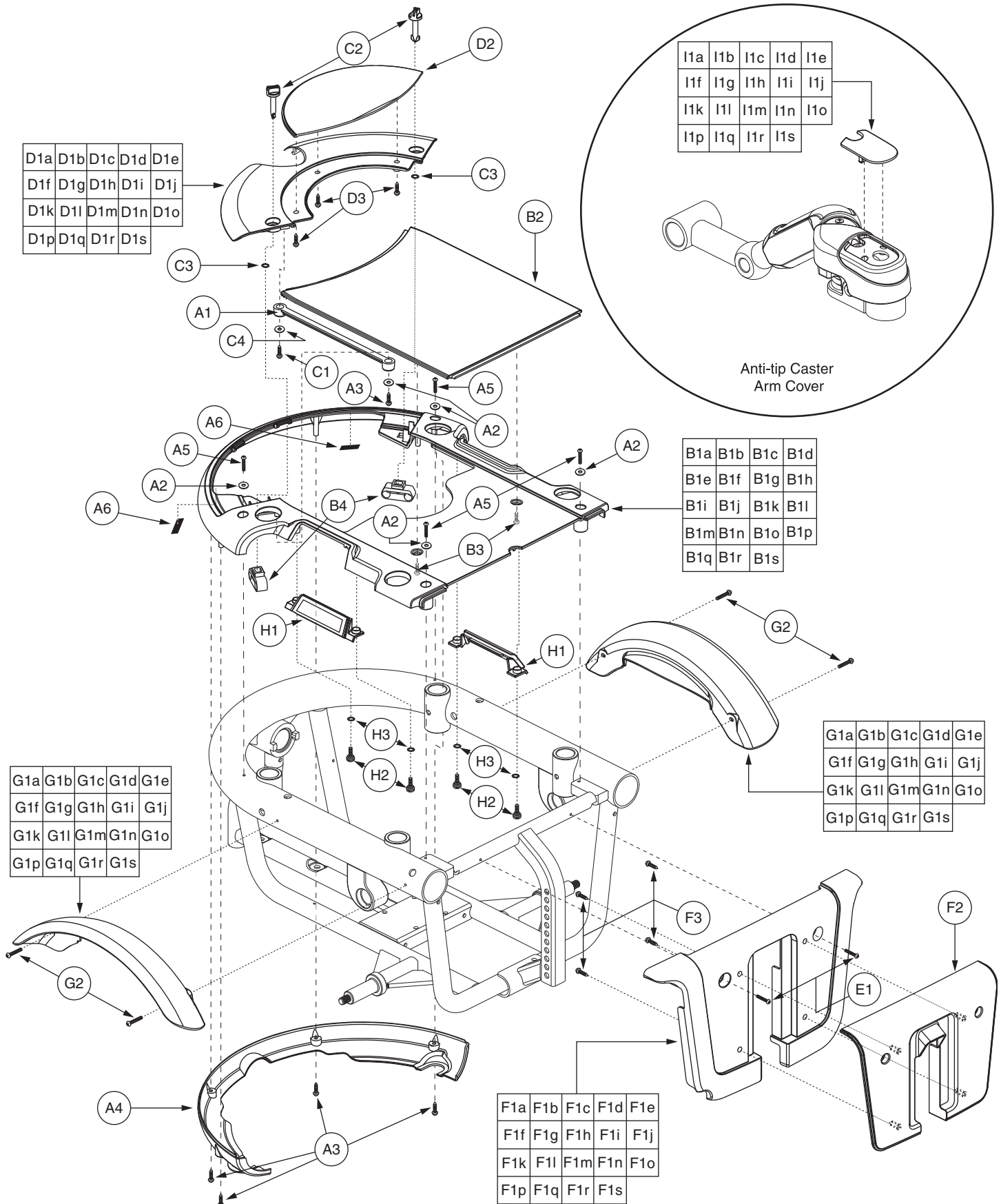


# IX. Shroud Assembly — Twist-lock, TRU-Balance Pediatric Tilt

The parts list is continued from the previous pages.

REF #	PART #	DESCRIPTION	QTY
<b>B1g - B4</b>	<b>SHDASMB4903</b>	<b>SHROUD,ASSY,CARDINAL RED,QUANTUM600,MAIN W/CENTER COVER,E-1056-023</b>	<b>1</b>
B1g	SHDPNTD2949	SHROUD,PAINTED,CARDINAL RED,QUANTUM600,MAIN,E-1056-014	1
<b>B1h - B4</b>	<b>SHDASMB4915</b>	<b>SHROUD,ASSY,VIOLET,QUANTUM600,MAIN W/CENTER COVER,E-1056-023</b>	<b>1</b>
B1h	SHDPNTD2957	SHROUD,PAINTED,VIOLET,MAIN,E-1056-014	1
<b>B1i - B4</b>	<b>SHDASMB4927</b>	<b>SHROUD,ASSY,MARINER BLUE,QUANTUM600,MAIN W/CENTER COVER,E-1056-023</b>	<b>1</b>
B1i	SHDPNTD2965	SHROUD,PAINTED,MARINER BLUE,QUANTUM600,MAIN,E-1056-014	1
<b>B1j — B4</b>	<b>SHDASMB4939</b>	<b>SHROUD,ASSY,SPRING GREEN,QUANTUM600,MAIN W/CENTER COVER,E-1056-023</b>	<b>1</b>
B1j	SHDPNTD2973	SHROUD,PAINTED,GATOR GREEN,QUANTUM600,MAIN,E-1056-014	1
<b>B1k - B4</b>	<b>SHDASMB4951</b>	<b>SHROUD,ASSY,PEARL PINK,QUANTUM600,MAIN W/CENTER COVER,E-1056-023</b>	<b>1</b>
B1k	SHDPNTD2981	SHROUD,PAINTED,PEARL PINK,QUANTUM600,MAIN,E-1056-014	1
<b>B1l - B4</b>	<b>SHDASMB4424</b>	<b>SHROUD,ASSY,CUSTOM,JAZZY600,MAIN W/CENTER COVER</b>	<b>1</b>
B1l	SHDPNTD2641	SHROUD,PAINTED,CUSTOM,JAZZY600,MAIN,E-1056-014	1
<b>B1m - B4</b>	<b>SHDASMB5153</b>	<b>SHROUD,ASSY,TANGERINE,JAZZY600,MAIN W/CENTER COVER,E-1056-023</b>	<b>1</b>
B1m	SHDPNTD3064	SHROUD,PAINTED,TANGERINE,JAZZY600,MAIN,E-1056-014	1
<b>B1n - B4</b>	<b>SHDASMB5160</b>	<b>SHROUD,ASSY,KELLY GREEN,JAZZY600,MAIN W/CENTER COVER,E-1056-023</b>	<b>1</b>
B1n	SHDPNTD3069	SHROUD,PAINTED,KELLY GREEN,JAZZY600,MAIN,E-1056-014	1
<b>B1o - B4</b>	<b>SHDASMB5167</b>	<b>SHROUD,ASSY,PEWTER,JAZZY600,MAIN W/CENTER COVER,E-1056-023</b>	<b>1</b>
B1o	SHDPNTD3074	SHROUD,PAINTED,PEWTER,JAZZY600,MAIN,E-1056-014	1
<b>B1p - B4</b>	<b>SHDASMB5174</b>	<b>SHROUD,ASSY,EMERALD GREEN,JAZZY600,MAIN W/CENTER COVER,E-1056-023</b>	<b>1</b>
B1p	SHDPNTD3079	SHROUD,PAINTED,EMERALD GREEN,JAZZY600,MAIN,E-1056-014	1
<b>B1q - B4</b>	<b>SHDASMB5181</b>	<b>SHROUD,ASSY,GRAPHITE BLUE,JAZZY600,MAIN W/CENTER COVER,E-1056-023</b>	<b>1</b>
B1q	SHDPNTD3084	SHROUD,PAINTED,GRAPHITE BLUE,JAZZY600,MAIN,E-1056-014	1
<b>B1r - B4</b>	<b>SHDASMB5188</b>	<b>SHROUD,ASSY,SAPPHIRE BLUE,JAZZY600,MAIN W/CENTER COVER,E-1056-023</b>	<b>1</b>
B1r	SHDPNTD3089	SHROUD,PAINTED,SAPPHIRE BLUE,JAZZY600,MAIN,E-1056-014	1
<b>B1s - B4</b>	<b>SHDASMB4760</b>	<b>SHROUD,ASSY,SILVER,JAZZY600,MAIN W/CENTER COVER,E-1056-023</b>	<b>1</b>
B1s	SHDPNTD2868	SHROUD,PAINTED,SILVER,JAZZY600,MAIN,E-1056-014	1
B2	DWR1056E017	SHROUD,CENTER,BLACK,E-1056-017	1
B3	SCRPPSM1029	SCREW, PPH - SHEET METAL, BLACK ZINC, M4 X 10MM	2
B4	CLISTL1012	CLIP, SNAP-IN, 0.228"D	2
<b>C1 - D3</b>	<b>SHDASMB4974</b>	<b>SHROUD,ASSY,RED,QUANTUM600,REAR DOOR,MODIFIED FOR TRU-BALANCE PEDIATRIC TILT,W/MOUNTING HARDWARE</b>	<b>1</b>
<b>C1 - D3</b>	<b>SHDASMB4975</b>	<b>SHROUD,ASSY,VIPER BLUE,QUANTUM600,REAR DOOR,MODIFIED FOR TRU-BALANCE PEDIATRIC TILT,W/MOUNTING HARDWARE</b>	<b>1</b>
<b>C1 - D3</b>	<b>SHDASMB4976</b>	<b>SHROUD,ASSY,BLACK,QUANTUM600,REAR DOOR,MODIFIED FOR TRU-BALANCE PEDIATRIC TILT,W/MOUNTING HARDWARE</b>	<b>1</b>
<b>C1 - D3</b>	<b>SHDASMB4977</b>	<b>SHROUD,ASSY,CHAMPAGNE,QUANTUM600,REAR DOOR,MODIFIED FOR TRU-BALANCE PEDIATRIC TILT,W/MOUNTING HARDWARE</b>	<b>1</b>
<b>C1 - D3</b>	<b>SHDASMB4979</b>	<b>SHROUD,ASSY,ORANGE,QUANTUM600,REAR DOOR,MODIFIED FOR TRU-BALANCE PEDIATRIC TILT,W/MOUNTING HARDWARE</b>	<b>1</b>
<b>C1 - D3</b>	<b>SHDASMB4980</b>	<b>SHROUD,ASSY,SOLAR YELLOW,QUANTUM600,REAR DOOR,MODIFIED FOR TRU-BALANCE PEDIATRIC TILT,W/MOUNTING HARDWARE</b>	<b>1</b>
<b>C1 - D3</b>	<b>SHDASMB4981</b>	<b>SHROUD,ASSY,CARDINAL RED,QUANTUM600,REAR DOOR,MODIFIED FOR TRU-BALANCE PEDIATRIC TILT,W/MOUNTING HARDWARE</b>	<b>1</b>
<b>C1 - D3</b>	<b>SHDASMB4982</b>	<b>SHROUD,ASSY,VIOLET,QUANTUM600,REAR DOOR,MODIFIED FOR TRU-BALANCE PEDIATRIC TILT,W/MOUNTING HARDWARE</b>	<b>1</b>
<b>C1 - D3</b>	<b>SHDASMB4983</b>	<b>SHROUD,ASSY,MARINER BLUE,QUANTUM600,REAR DOOR,MODIFIED FOR TRU-BALANCE PEDIATRIC TILT,W/MOUNTING HARDWARE</b>	<b>1</b>
<b>C1 - D3</b>	<b>SHDASMB4984</b>	<b>SHROUD,ASSY,SPRING GREEN,QUANTUM600,REAR DOOR,MODIFIED FOR TRU-BALANCE PEDIATRIC TILT,W/MOUNTING HARDWARE</b>	<b>1</b>
<b>C1 - D3</b>	<b>SHDASMB4985</b>	<b>SHROUD,ASSY,PEARL PINK,QUANTUM600,REAR DOOR,MODIFIED FOR TRU-BALANCE PEDIATRIC TILT,W/MOUNTING HARDWARE</b>	<b>1</b>
<b>C1 - D3</b>	<b>SHDASMB4978</b>	<b>SHROUD,ASSY,CUSTOM COLOR,QUANTUM600,REAR DOOR,MODIFIED FOR TRU-BALANCE</b>	<b>1</b>

The parts list is continued on the subsequent pages.

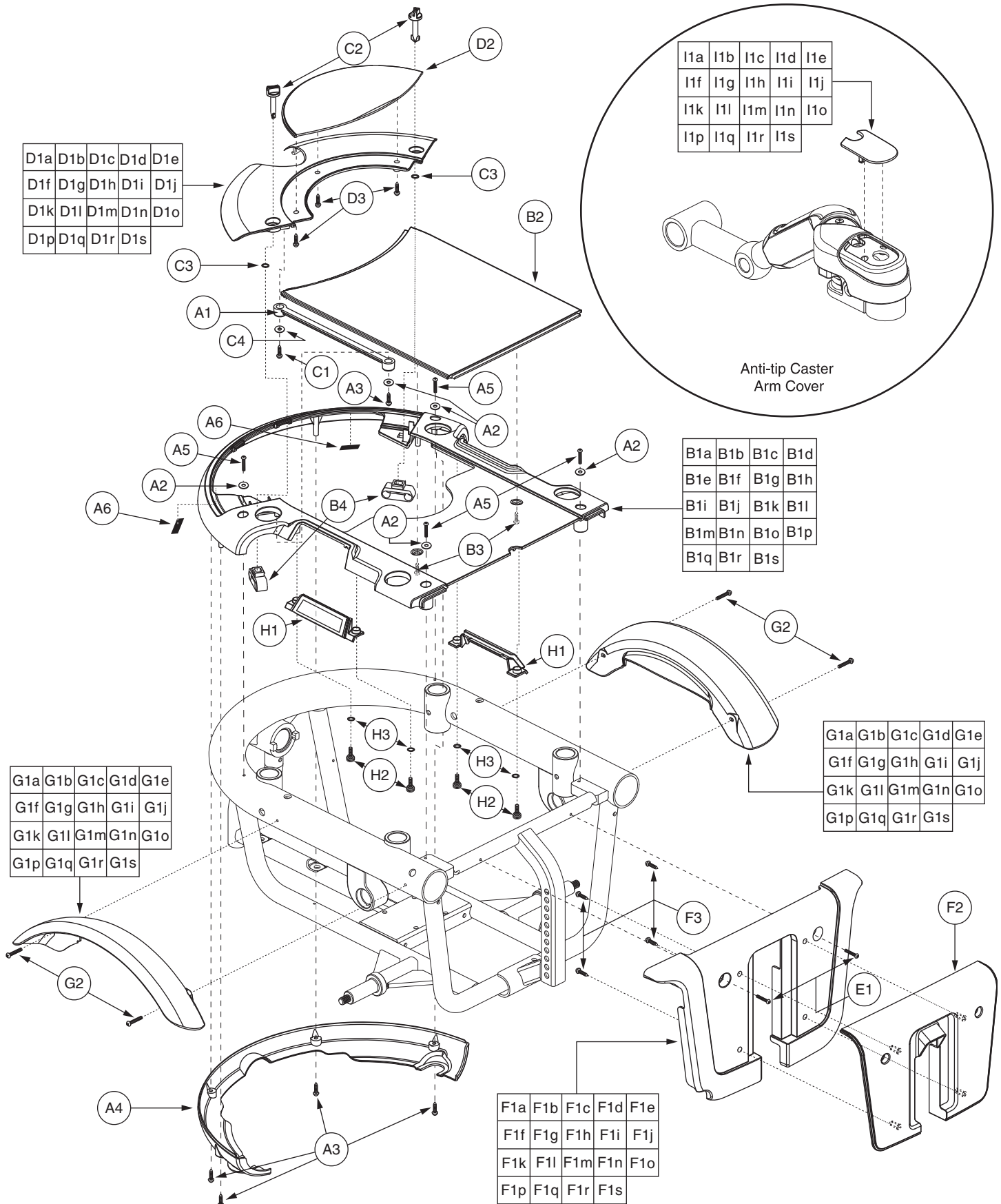


# IX. Shroud Assembly — Twist-lock, TRU-Balance Pediatric Tilt

The parts list is continued from the previous pages.

REF #	PART #	DESCRIPTION	QTY
		<b>PEDIATRIC TILT,W/MOUNTING HARDWARE</b>	
C1 - D3	SHDASMB5203	SHROUD,ASSY,TANGERINE,QUANTUM600,REAR DOOR,MODIFIED FOR TRU-BALANCE PEDIATRIC TILT	1
C1 - D3	SHDASMB5206	SHROUD,ASSY,KELLY GREEN,QUANTUM600,REAR DOOR,MODIFIED FOR TRU-BALANCE PEDIATRIC TILT	1
C1 - D3	SHDASMB5209	SHROUD,ASSY,PEWTER,QUANTUM600,REAR DOOR,MODIFIED FOR TRU-BALANCE PEDIATRIC TILT	1
C1 - D3	SHDASMB5212	SHROUD,ASSY,EMERALD GREEN,QUANTUM600,REAR DOOR,MODIFIED FOR TRU-BALANCE PEDIATRIC TILT	1
C1 - D3	SHDASMB5215	SHROUD,ASSY,GRAPHITE BLUE,QUANTUM600,REAR DOOR,MODIFIED FOR TRU-BALANCE PEDIATRIC TILT	1
C1 - D3	SHDASMB5218	SHROUD,ASSY,SAPPHIRE BLUE,QUANTUM600,REAR DOOR,MODIFIED FOR TRU-BALANCE PEDIATRIC TILT	1
C1 - D3	SHDASMB4986	SHROUD,ASSY,SILVER,QUANTUM600,REAR DOOR,MODIFIED FOR TRU-BALANCE PEDIATRIC TILT,W/MOUNTING HARDWARE	1
C1	SCRPPSM1029	SCREW, PPH - SHEET METAL,BLACK ZINC,M4 X 10MM	1
C2	CLISTL1013	CLIP,STUD,1"L,STRAIGHT	2
C3	HWDINDV1000	O RING,BLACK,NEOPRENE,4.2MM ID X 9.0MM OD X 1.90MM TH	2
C4	WASMETR1042	WASHER,FLAT,BLACK ZINC,4.3MM ID X 12MM OD X 1MM TH,METRIC,GB96-4	1
D1a - D3	SHDASMB4987	SHROUD,ASSY,RED,QUANTUM600,REAR DOOR,MODIFIED FOR TRU-BALANCE PEDIATRIC TILT	1
D1a	DWR1056D044A	SHROUD,PAINTED,RED,QUANTUM600,REAR DOOR,MODIFIED FOR TRU-BALANCE PEDIATRIC TILT,D-1056-044	1
D1b - D3	SHDASMB4988	SHROUD,ASSY,VIPER BLUE,QUANTUM600,REAR DOOR,MODIFIED FOR TRU-BALANCE PEDIATRIC TILT	1
D1b	DWR1056D044B	SHROUD,PAINTED,VIPER BLUE,QUANTUM600,REAR DOOR,MODIFIED FOR TRU-BALANCE PEDIATRIC TILT,D-1056-044	1
D1c - D3	SHDASMB4989	SHROUD,ASSY,BLACK,QUANTUM600,REAR DOOR,MODIFIED FOR TRU-BALANCE PEDIATRIC TILT	1
D1c	DWR1056D044C	SHROUD,PAINTED,BLACK,QUANTUM600,REAR DOOR,MODIFIED FOR TRU-BALANCE PEDIATRIC TILT,D-1056-044	1
D1d - D3	SHDASMB4990	SHROUD,ASSY,CHAMPAGNE,QUANTUM600,REAR DOOR,MODIFIED FOR TRU-BALANCE PEDIATRIC TILT	1
D1d	DWR1056D044D	SHROUD,PAINTED,CHAMPAGNE,QUANTUM600,REAR DOOR,MODIFIED FOR TRU-BALANCE PEDIATRIC TILT,D-1056-044	1
D1e - D3	SHDASMB4992	SHROUD,ASSY,ORANGE,QUANTUM600,REAR DOOR,MODIFIED FOR TRU-BALANCE PEDIATRIC TILT	1
D1e	DWR1056D044F	SHROUD,PAINTED,ORANGE,QUANTUM600,REAR DOOR,MODIFIED FOR TRU-BALANCE PEDIATRIC TILT,D-1056-044	1
D1f - D3	SHDASMB4993	SHROUD,ASSY,SOLAR YELLOW,QUANTUM600,REAR DOOR,MODIFIED FOR TRU-BALANCE PEDIATRIC TILT	1
D1f	DWR1056D044G	SHROUD,PAINTED,SOLAR YELLOW,QUANTUM600,REAR DOOR,MODIFIED FOR TRU-BALANCE PEDIATRIC TILT,D-1056-044	1
D1g - D3	SHDASMB4994	SHROUD,ASSY,CARDINAL RED,QUANTUM600,REAR DOOR,MODIFIED FOR TRU-BALANCE PEDIATRIC TILT	1
D1g	DWR1056D044H	SHROUD,PAINTED,CARDINAL RED,QUANTUM600,REAR DOOR,MODIFIED FOR TRU-BALANCE PEDIATRIC TILT,D-1056-044	1
D1h - D3	SHDASMB4995	SHROUD,ASSY,VIOLET,QUANTUM600,REAR DOOR,MODIFIED FOR TRU-BALANCE PEDIATRIC TILT	1
D1h	DWR1056D044I	SHROUD,PAINTED,VIOLET,QUANTUM600,REAR DOOR,MODIFIED FOR TRU-BALANCE PEDIATRIC TILT,D-1056-044	1
D1i - D3	SHDASMB4996	SHROUD,ASSY,MARINER BLUE,QUANTUM600,REAR DOOR,MODIFIED FOR TRU-BALANCE PEDIATRIC TILT	1
D1i	DWR1056D044J	SHROUD,PAINTED,MARINER BLUE,QUANTUM600,REAR DOOR,MODIFIED FOR TRU-BALANCE PEDIATRIC TILT,D-1056-044	1
D1j - D3	SHDASMB4997	SHROUD,ASSY,SPRING GREEN,QUANTUM600,REAR DOOR,MODIFIED FOR TRU-BALANCE PEDIATRIC TILT	1
D1j	DWR1056D044K	SHROUD,PAINTED,SPRING GREEN,QUANTUM600,REAR DOOR,MODIFIED FOR TRU-BALANCE PEDIATRIC TILT,D-1056-044	1
D1k - D3	SHDASMB4998	SHROUD,ASSY,PEARL PINK,QUANTUM600,REAR DOOR,MODIFIED FOR TRU-BALANCE PEDIATRIC TILT	1
D1k	DWR1056D044L	SHROUD,PAINTED,PEARL PINK,QUANTUM600,REAR DOOR,MODIFIED FOR TRU-BALANCE PEDIATRIC TILT,D-1056-044	1

The parts list is continued on the subsequent pages.

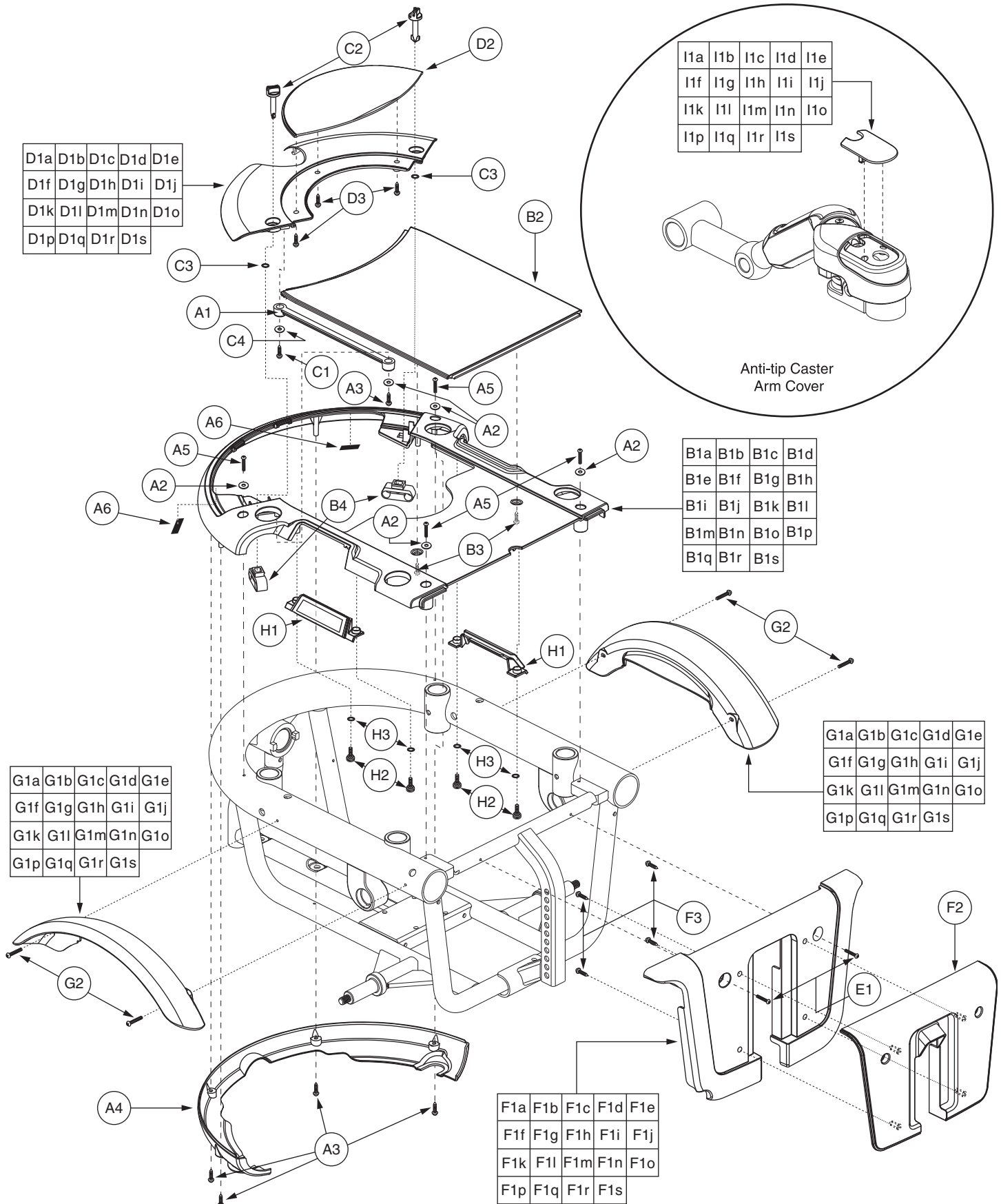


# IX. Shroud Assembly — Twist-lock, TRU-Balance Pediatric Tilt

The parts list is continued from the previous pages.

REF #	PART #	DESCRIPTION	QTY
D1l - D3	SHDASMB4991	SHROUD,ASSY,CUSTOM COLOR,QUANTUM600,REAR DOOR,MODIFIED FOR TRU-BALANCE PEDIATRIC TILT	1
D1l	DWR1056D044E	SHROUD,PAINTED,CUSTOM,QUANTUM600,REAR DOOR,MODIFIED FOR TRU-BALANCE PEDIATRIC TILT,D-1056-044	1
D1m - D3	SHDASMB5204	SHROUD,ASSY,TANGERINE,QUANTUM600,REAR DOOR,MODIFIED FOR TRU-BALANCE PEDIATRIC TILT,W/MOUNTING HARDWARE	1
D1m	DWR1056D044N	SHROUD,PAINTED,TANGERINE,QUANTUM600,REAR DOOR,MODIFIED FOR TRU-BALANCE PEDIATRIC TILT,D-1056-044	1
D1n - D3	SHDASMB5207	SHROUD,ASSY,KELLY GREEN,QUANTUM600,REAR DOOR,MODIFIED FOR TRU-BALANCE PEDIATRIC TILT,W/MOUNTING HARDWARE	1
D1n	DWR1056D044O	SHROUD,PAINTED,KELLY GREEN,QUANTUM600,REAR DOOR,MODIFIED FOR TRU-BALANCE PEDIATRIC TILT,D-1056-044	1
D1o - D3	SHDASMB5210	SHROUD,ASSY,PEWTER,QUANTUM600,REAR DOOR,MODIFIED FOR TRU-BALANCE PEDIATRIC TILT,W/MOUNTING HARDWARE	1
D1o	DWR1056D044P	SHROUD,PAINTED,PEWTER,QUANTUM600,REAR DOOR,MODIFIED FOR TRU-BALANCE PEDIATRIC TILT,D-1056-044	1
D1p - D3	SHDASMB5213	SHROUD,ASSY,EMERALD GREEN,QUANTUM600,REAR DOOR,MODIFIED FOR TRU-BALANCE PEDIATRIC TILT,W/MOUNTING HARDWARE	1
D1p	DWR1056D044Q	SHROUD,PAINTED,EMERALD GREEN,QUANTUM600,REAR DOOR,MODIFIED FOR TRU-BALANCE PEDIATRIC TILT,D-1056-044	1
D1q - D3	SHDASMB5216	SHROUD,ASSY,GRAPHITE BLUE,QUANTUM600,REAR DOOR,MODIFIED FOR TRU-BALANCE PEDIATRIC TILT,W/MOUNTING HARDWARE	1
D1q	DWR1056D044R	SHROUD,PAINTED,GRAPHITE BLUE,QUANTUM600,REAR DOOR,MODIFIED FOR TRU-BALANCE PEDIATRIC TILT,D-1056-044	1
D1r - D3	SHDASMB5219	SHROUD,ASSY,SAPPHIRE BLUE,QUANTUM600,REAR DOOR,MODIFIED FOR TRU-BALANCE PEDIATRIC TILT,W/MOUNTING HARDWARE	1
D1r	DWR1056D044S	SHROUD,PAINTED,SAPPHIRE BLUE,QUANTUM600,REAR DOOR,MODIFIED FOR TRU-BALANCE PEDIATRIC TILT,D-1056-044	1
D1s - D3	SHDASMB4999	SHROUD,ASSY,SILVER,QUANTUM600,REAR DOOR,MODIFIED FOR TRU-BALANCE PEDIATRIC TILT	1
D1s	DWR1056D044M	SHROUD,PAINTED,SILVER,QUANTUM600,REAR DOOR,MODIFIED FOR TRU-BALANCE PEDIATRIC TILT,D-1056-044	1
D2	DWR1056E013	SHROUD,REAR DOOR,BLACK,E-1056-013	1
D3	SCRPPSM1029	SCREW, PPH - SHEET METAL,BLACK ZINC,M4 X 10MM	3
E1 - F3	SHDASMB4083	SHROUD,ASSY,RED,JAZZY600,FOOTREST	1
E1 - F3	SHDASMB4087	SHROUD,ASSY,VIPER BLUE,JAZZY600,FOOTREST	1
E1 - F3	SHDASMB4266	SHROUD,ASSY,BLACK,JAZZY600,FOOTREST	1
E1 - F3	SHDASMB4273	SHROUD,ASSY,CHAMPAGNE,JAZZY600,FOOTREST	1
E1 - F3	SHDASMB4489	SHROUD,ASSY,ORANGE,JAZZY600,FOOTREST	1
E1 - F3	SHDASMB4894	SHROUD,ASSY,SOLAR YELLOW,QUANTUM600,FOOTREST	1
E1 - F3	SHDASMB4906	SHROUD,ASSY,CARDINAL RED,QUANTUM600,FOOTREST	1
E1 - F3	SHDASMB4918	SHROUD,ASSY,VIOLET,QUANTUM600,FOOTREST	1
E1 - F3	SHDASMB4930	SHROUD,ASSY,MARINER BLUE,QUANTUM600,FOOTREST	1
E1 - F3	SHDASMB4942	SHROUD,ASSY,SPRING GREEN,QUANTUM600,FOOTREST	1
E1 - F3	SHDASMB4954	SHROUD,ASSY,PEARL PINK,QUANTUM600,FOOTREST	1
E1 - F3	SHDASMB4427	SHROUD,ASSY,CUSTOM,JAZZY600,FOOTREST	1
E1 - F3	SHDASMB5156	SHROUD,ASSY,TANGERINE,JAZZY600,FOOTREST	1
E1 - F3	SHDASMB5163	SHROUD,ASSY,KELLY GREEN,JAZZY600,FOOTREST	1
E1 - F3	SHDASMB5170	SHROUD,ASSY,PEWTER,JAZZY600,FOOTREST	1
E1 - F3	SHDASMB5177	SHROUD,ASSY,EMERALD GREEN,JAZZY600,FOOTREST	1
E1 - F3	SHDASMB5184	SHROUD,ASSY,GRAPHITE BLUE,JAZZY600,FOOTREST	1
E1 - F3	SHDASMB5191	SHROUD,ASSY,SAPPHIRE BLUE,JAZZY600,FOOTREST	1
E1 - F3	SHDASMB4763	SHROUD,ASSY,SILVER,JAZZY600,FOOTREST	1
E1	SCRPPH1153	SCREW,PPH,BLACK ZINC,M4-.7 X 20MM	2
F1a - F3	SHDASMB4127	SHROUD,ASSY,RED,JAZZY600,FOOTREST,E-1056-022	1

The parts list is continued on the subsequent pages.

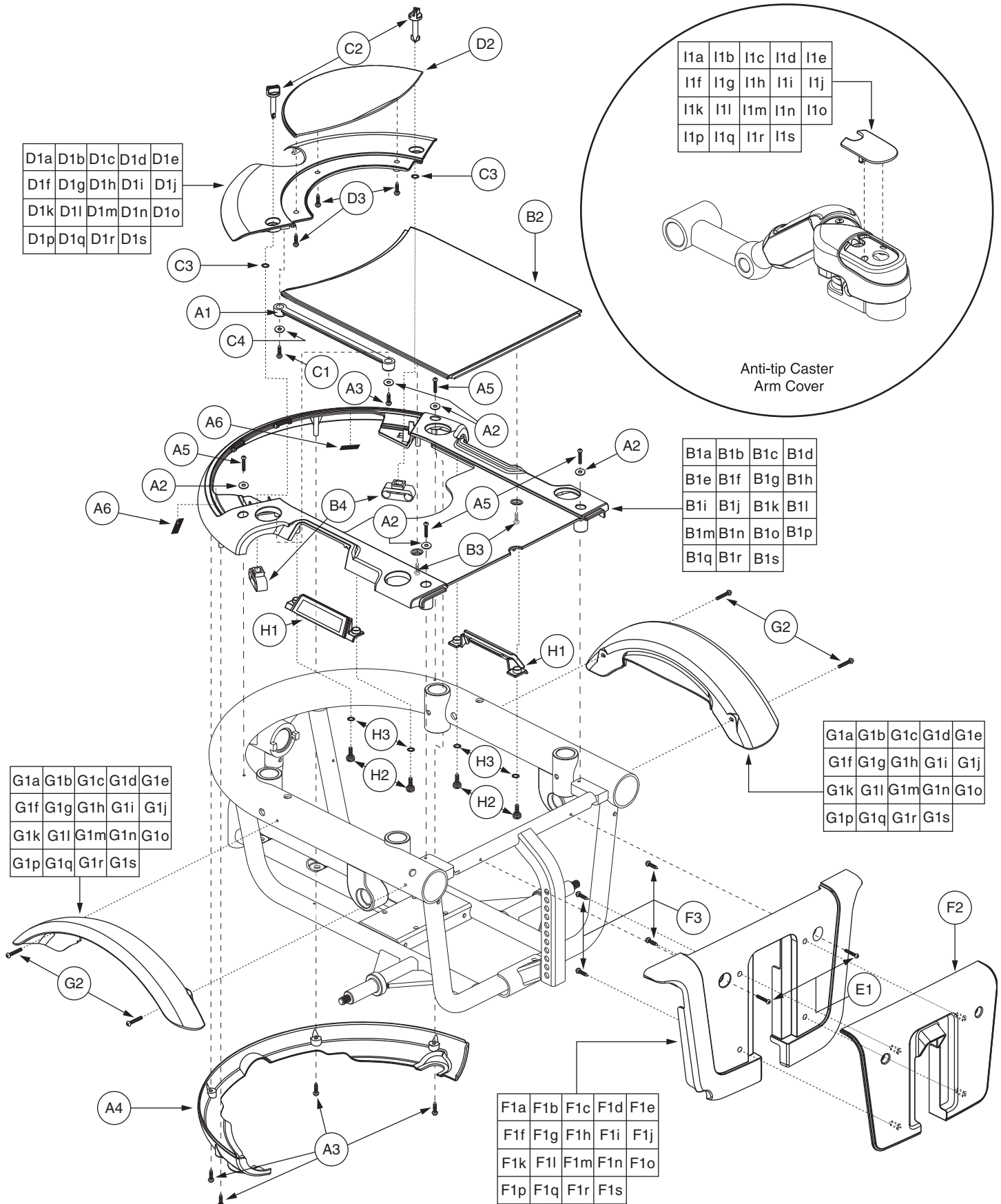


# IX. Shroud Assembly — Twist-lock, TRU-Balance Pediatric Tilt

The parts list is continued from the previous pages.

REF #	PART #	DESCRIPTION	QTY
F1a	SHDPNTD2467	SHROUD,PAINTED,RED,JAZZY600,FOOTREST,E-1056-016	1
<b>F1b - F3</b>	<b>SHDASMB4128</b>	<b>SHROUD,ASSY,VIPER BLUE,JAZZY600,FOOTREST,E-1056-022</b>	<b>1</b>
F1b	SHDPNTD2471	SHROUD,PAINTED,VIPER BLUE,JAZZY600,FOOTREST,E-1056-016	1
<b>F1c - F3</b>	<b>SHDASMB4267</b>	<b>SHROUD,ASSY,BLACK,JAZZY600,FOOTREST,E-1056-022</b>	<b>1</b>
F1c	SHDPNTD2559	SHROUD,PAINTED,BLACK,JAZZY600,FOOTREST,E-1056-016	1
<b>F1d - F3</b>	<b>SHDASMB4274</b>	<b>SHROUD,ASSY,CHAMPAGNE,JAZZY600,FOOTREST,E-1056-022</b>	<b>1</b>
F1d	SHDPNTD2563	SHROUD,PAINTED,CHAMPAGNE,JAZZY600,FOOTREST,E-1056-016	1
<b>F1e - F3</b>	<b>SHDASMB4490</b>	<b>SHROUD,ASSY,ORANGE,JAZZY600,FOOTREST,E-1056-022</b>	<b>1</b>
F1e	SHDPNTD2676	SHROUD,PAINTED,ORANGE,JAZZY600,FOOTREST,E-1056-016	1
<b>F1f - F3</b>	<b>SHDASMB4895</b>	<b>SHROUD,ASSY,SOLAR YELLOW,QUANTUM600,FOOTREST,E-1056-022</b>	<b>1</b>
F1f	SHDPNTD2943	SHROUD,PAINTED,SOLAR YELLOW,QUANTUM600,FOOTREST,E-1056-016	1
<b>F1g - F3</b>	<b>SHDASMB4907</b>	<b>SHROUD,ASSY,CARDINAL RED,QUANTUM600,FOOTREST,E-1056-022</b>	<b>1</b>
F1g	SHDPNTD2951	SHROUD,PAINTED,CARDINAL RED,QUANTUM600,FOOTREST,E-1056-016	1
<b>F1h - F3</b>	<b>SHDASMB4919</b>	<b>SHROUD,ASSY,VIOLET,QUANTUM600,FOOTREST,E-1056-022</b>	<b>1</b>
F1h	SHDPNTD2959	SHROUD,PAINTED,VIOLET,QUANTUM600,FOOTREST,E-1056-016	1
<b>F1i - F3</b>	<b>SHDASMB4931</b>	<b>SHROUD,ASSY,MARINER BLUE,QUANTUM600,FOOTREST,E-1056-022</b>	<b>1</b>
F1i	SHDPNTD2967	SHROUD,PAINTED,MARINER BLUE,QUANTUM600,FOOTREST,E-1056-016	1
<b>F1j - F3</b>	<b>SHDASMB4943</b>	<b>SHROUD,ASSY,SPRING GREEN,QUANTUM600,FOOTREST,E-1056-022</b>	<b>1</b>
F1j	SHDPNTD2975	SHROUD,PAINTED,SPRING GREEN,QUANTUM600,FOOTREST,E-1056-016	1
<b>F1k - F3</b>	<b>SHDASMB4955</b>	<b>SHROUD,ASSY,PEARL PINK,QUANTUM600,FOOTREST,E-1056-022</b>	<b>1</b>
F1k	SHDPNTD2983	SHROUD,PAINTED,PEARL PINK,QUANTUM600,FOOTREST,E-1056-016	1
<b>F1l - F3</b>	<b>SHDASMB4428</b>	<b>SHROUD,ASSY,CUSTOM,JAZZY600,FOOTREST,E-1056-022</b>	<b>1</b>
F1l	SHDPNTD2643	SHROUD,PAINTED,CUSTOM,JAZZY600,FOOTREST,E-1056-016	1
<b>F1m - F3</b>	<b>SHDASMB5157</b>	<b>SHROUD,ASSY,TANGERINE,JAZZY600,FOOTREST,E-1056-022</b>	<b>1</b>
F1m	SHDPNTD3066	SHROUD,PAINTED,TANGERINE,JAZZY600,FOOTREST,E-1056-016	1
<b>F1n - F3</b>	<b>SHDASMB5164</b>	<b>SHROUD,ASSY,KELLY GREEN,JAZZY600,FOOTREST,E-1056-022</b>	<b>1</b>
F1n	SHDPNTD3071	SHROUD,PAINTED,KELLY GREEN,JAZZY600,FOOTREST,E-1056-016	1
<b>F1o - F3</b>	<b>SHDASMB5171</b>	<b>SHROUD,ASSY,PEWTER,JAZZY600,FOOTREST,E-1056-022</b>	<b>1</b>
F1o	SHDPNTD3076	SHROUD,PAINTED,PEWTER,JAZZY600,FOOTREST,E-1056-016	1
<b>F1p - F3</b>	<b>SHDASMB5178</b>	<b>SHROUD,ASSY,EMERALD GREEN,JAZZY600,FOOTREST,E-1056-022</b>	<b>1</b>
F1p	SHDPNTD3081	SHROUD,PAINTED,EMERALD GREEN,JAZZY600,FOOTREST,E-1056-016	1
<b>F1q - F3</b>	<b>SHDASMB5185</b>	<b>SHROUD,ASSY,GRAPHITE BLUE,JAZZY600,FOOTREST,E-1056-022</b>	<b>1</b>
F1q	SHDPNTD3086	SHROUD,PAINTED,GRAPHITE BLUE,JAZZY600,FOOTREST,E-1056-016	1
<b>F1r - F3</b>	<b>SHDASMB5192</b>	<b>SHROUD,ASSY,SAPPHIRE BLUE,JAZZY600,FOOTREST,E-1056-022</b>	<b>1</b>
F1r	SHDPNTD3091	SHROUD,PAINTED,SAPPHIRE BLUE,JAZZY600,FOOTREST,E-1056-016	1
<b>F1s - F3</b>	<b>SHDASMB4764</b>	<b>SHROUD,ASSY,SILVER,JAZZY600,FOOTREST,E-1056-022</b>	<b>1</b>
F1s	SHDPNTD2870	SHROUD,PAINTED,SILVER,JAZZY600,FOOTREST,E-1056-016	1
F2	DWR1056E015	SHROUD,FRONT DOOR,BLACK,E-1056-015	1
F3	SCRPPSM1029	SCREW, PPH - SHEET METAL,BLACK ZINC,M4 X 10MM	4
<b>G1a - G2</b>	<b>SHDASMB4084</b>	<b>SHROUD,ASSY,RED,JAZZY600,FENDER</b>	<b>2</b>
G1a	SHDPNTD2468	SHROUD,PAINTED,RED,JAZZY600,FENDER,E-1056-008	1
<b>G1b - G2</b>	<b>SHDASMB4088</b>	<b>SHROUD,ASSY,VIPER BLUE,JAZZY600,FENDER</b>	<b>2</b>
G1b	SHDPNTD2472	SHROUD,PAINTED,VIPER BLUE,JAZZY600,FENDER,E-1056-008	1
<b>G1c - G2</b>	<b>SHDASMB4268</b>	<b>SHROUD,ASSY,BLACK,JAZZY600,FENDER</b>	<b>2</b>
G1c	SHDPNTD2560	SHROUD,PAINTED,BLACK,JAZZY600,FENDER,E-1056-008	1

The parts list is continued on the subsequent pages.

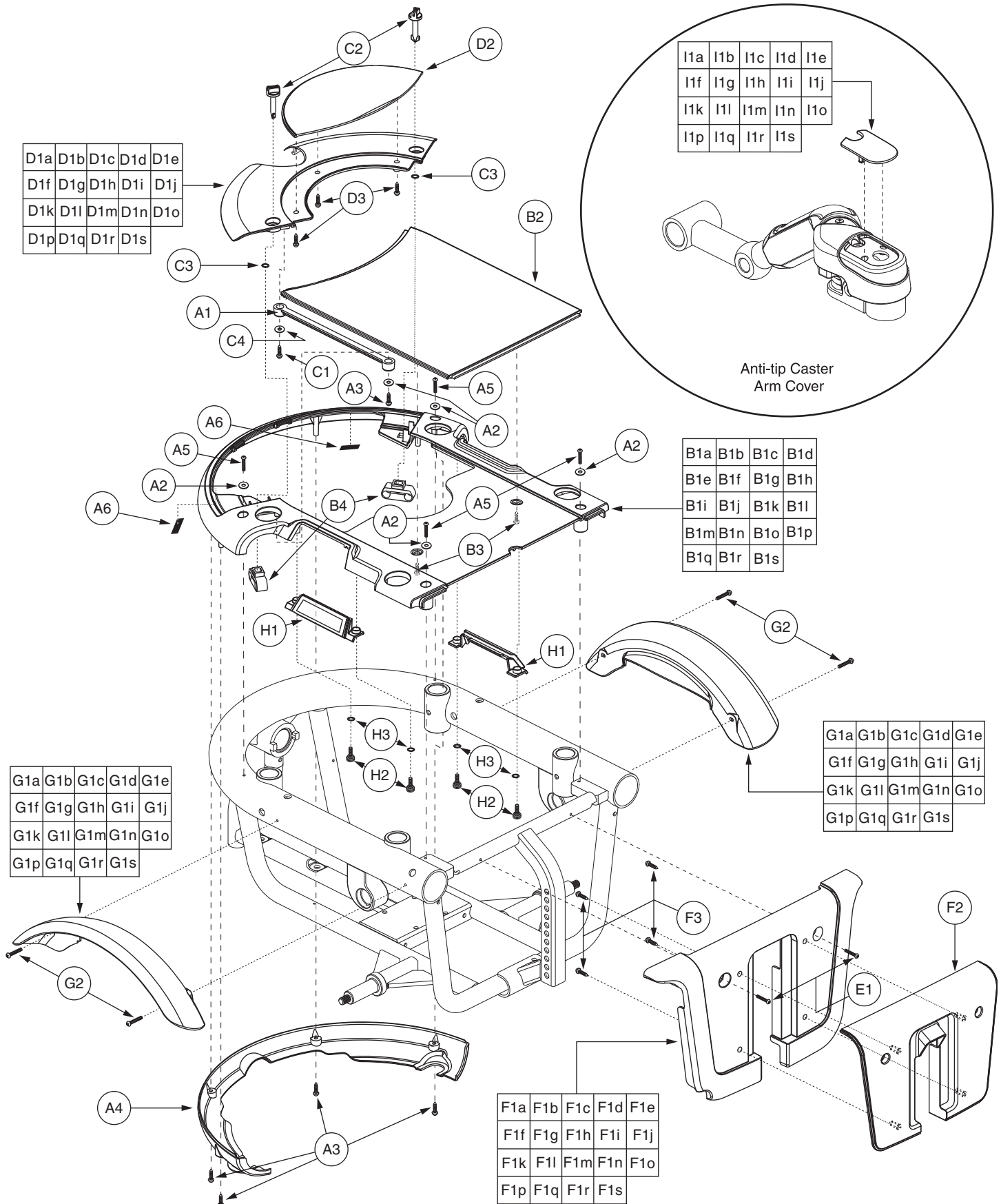


# IX. Shroud Assembly — Twist-lock, TRU-Balance Pediatric Tilt

The parts list is continued from the previous pages.

REF #	PART #	DESCRIPTION	QTY
<b>G1d - G2</b>	<b>SHDASMB4275</b>	<b>SHROUD,ASSY,CHAMPAGNE,JAZZY600,FENDER</b>	<b>2</b>
G1d	SHDPNTD2564	SHROUD,PAINTED,CHAMPAGNE,JAZZY600,FENDER,E-1056-008	1
<b>G1e - G2</b>	<b>SHDASMB4491</b>	<b>SHROUD,ASSY,ORANGE,JAZZY600,FENDER</b>	<b>2</b>
G1e	SHDPNTD2677	SHROUD,PAINTED,ORANGE,JAZZY600,FENDER,E-1056-008	1
<b>G1f - G2</b>	<b>SHDASMB4896</b>	<b>SHROUD,ASSY,SOLAR YELLOW,QUANTUM600,FENDER</b>	<b>2</b>
G1f	SHDPNTD2944	SHROUD,PAINTED,SOLAR YELLOW,QUANTUM600,FENDER,E-1056-008	1
<b>G1g - G2</b>	<b>SHDASMB4908</b>	<b>SHROUD,ASSY,CARDINAL RED,QUANTUM600,FENDER</b>	<b>2</b>
G1g	SHDPNTD2952	SHROUD,PAINTED,CARDINAL RED,QUANTUM600,FENDER,E-1056-008	1
<b>G1h - G2</b>	<b>SHDASMB4920</b>	<b>SHROUD,ASSY,VIOLET,QUANTUM600,FENDER</b>	<b>2</b>
G1h	SHDPNTD2960	SHROUD,PAINTED,VIOLET,QUANTUM600,FENDER,E-1056-008	1
<b>G1i - G2</b>	<b>SHDASMB4932</b>	<b>SHROUD,ASSY,MARINER BLUE,QUANTUM600,FENDER</b>	<b>2</b>
G1i	SHDPNTD2968	SHROUD,PAINTED,MARINER BLUE,QUANTUM600,FENDER,E-1056-008	1
<b>G1j - G2</b>	<b>SHDASMB4944</b>	<b>SHROUD,ASSY,SPRING GREEN,QUANTUM600,FENDER</b>	<b>2</b>
G1j	SHDPNTD2976	SHROUD,PAINTED,SPRING GREEN,QUANTUM600,FENDER,E-1056-008	1
<b>G1k - G2</b>	<b>SHDASMB4956</b>	<b>SHROUD,ASSY,PEARL PINK,QUANTUM600,FENDER</b>	<b>2</b>
G1k	SHDPNTD2984	SHROUD,PAINTED,PEARL PINK,QUANTUM600,FENDER,E-1056-008	1
<b>G1l - G2</b>	<b>SHDASMB4429</b>	<b>SHROUD,ASSY,CUSTOM,JAZZY600,FENDER</b>	<b>2</b>
G1l	SHDPNTD2644	SHROUD,PAINTED,CUSTOM,JAZZY600,FENDER,E-1056-008	1
<b>G1m - G2</b>	<b>SHDASMB5158</b>	<b>SHROUD,ASSY,TANGERINE,JAZZY600,FENDER</b>	<b>2</b>
G1m	SHDPNTD3067	SHROUD,PAINTED,TANGERINE,JAZZY600,FENDER,E-1056-008	1
<b>G1n - G2</b>	<b>SHDASMB5165</b>	<b>SHROUD,ASSY,KELLY GREEN,JAZZY600,FENDER</b>	<b>2</b>
G1n	SHDPNTD3072	SHROUD,PAINTED,KELLY GREEN,JAZZY600,FENDER,E-1056-008	1
<b>G1o - G2</b>	<b>SHDASMB5172</b>	<b>SHROUD,ASSY,PEWTER,JAZZY600,FENDER</b>	<b>2</b>
G1o	SHDPNTD3077	SHROUD,PAINTED,PEWTER,JAZZY600,FENDER,E-1056-008	1
<b>G1p - G2</b>	<b>SHDASMB5179</b>	<b>SHROUD,ASSY,EMERALD GREEN,JAZZY600,FENDER</b>	<b>2</b>
G1p	SHDPNTD3082	SHROUD,PAINTED,EMERALD GREEN,JAZZY600,FENDER,E-1056-008	1
<b>G1q - G2</b>	<b>SHDASMB5186</b>	<b>SHROUD,ASSY,GRAPHITE BLUE,JAZZY600,FENDER</b>	<b>2</b>
G1q	SHDPNTD3087	SHROUD,PAINTED,GRAPHITE BLUE,JAZZY600,FENDER,E-1056-008	1
<b>G1r - G2</b>	<b>SHDASMB5193</b>	<b>SHROUD,ASSY,SAPPHIRE BLUE,JAZZY600,FENDER</b>	<b>2</b>
G1r	SHDPNTD3092	SHROUD,PAINTED,SAPPHIRE BLUE,JAZZY600,FENDER,E-1056-008	1
<b>G1s - G2</b>	<b>SHDASMB4765</b>	<b>SHROUD,ASSY,SILVER,JAZZY600,FENDER</b>	<b>2</b>
G1s	SHDPNTD2871	SHROUD,PAINTED,SILVER,JAZZY600,FENDER,E-1056-008	1
G2	SCRPPH1163	SCREW,PPH,BLACK ZINC,M4-.7 X 10MM	2
<b>H1 - H3</b>	<b>ELEASMB4269</b>	<b>ELECTRONIC,ASSY,BLANK PANEL</b>	<b>2</b>
H1	DWR1054C006	COVER,BLANK,JET,C-1054-006	1
H2	PLSKNCP1047	KNOB,PLASTIC,M4-.7 x 12MM,KNURLED HEAD,C-1054-034	2
H3	WASNEOP1003	WASHER,BLACK,NEOPRENE,3.20MM ID X 7.00MM OD X 1.90MM TH,O-RING	2
<b>*I1a</b>	<b>SHDPNTD2629</b>	<b>SHROUD,PAINTED,RED,JAZZY600,CASTER ARM COVER,D-1056-031</b>	<b>2</b>
<b>*I1b</b>	<b>SHDPNTD2630</b>	<b>SHROUD,PAINTED,VIPER BLUE,JAZZY600,CASTER ARM COVER,D-1056-031</b>	<b>2</b>
<b>*I1c</b>	<b>SHDPNTD2631</b>	<b>SHROUD,PAINTED,BLACK,JAZZY600,CASTER ARM COVER,D-1056-031</b>	<b>2</b>
<b>*I1d</b>	<b>SHDPNTD2632</b>	<b>SHROUD,PAINTED,CHAMPAGNE,JAZZY600,CASTER ARM COVER,D-1056-031</b>	<b>2</b>
<b>*I1e</b>	<b>SHDPNTD2678</b>	<b>SHROUD,PAINTED,ORANGE,JAZZY600,CASTER ARM COVER,D-1056-031</b>	<b>2</b>
<b>*I1f</b>	<b>SHDPNTD2945</b>	<b>SHROUD,PAINTED,SOLAR YELLOW,QUANTUM600,CASTER ARM COVER,D-1056-031</b>	<b>2</b>
<b>*I1g</b>	<b>SHDPNTD2953</b>	<b>SHROUD,PAINTED,CARDINAL RED,QUANTUM600,CASTER ARM COVER,D-1056-031</b>	<b>2</b>
<b>*I1h</b>	<b>SHDPNTD2961</b>	<b>SHROUD,PAINTED,VIOLET,QUANTUM600,CASTER ARM COVER,D-1056-031</b>	<b>2</b>

The parts list is continued on the subsequent pages.



## IX. Shroud Assembly — Twist-lock, TRU-Balance Pediatric Tilt

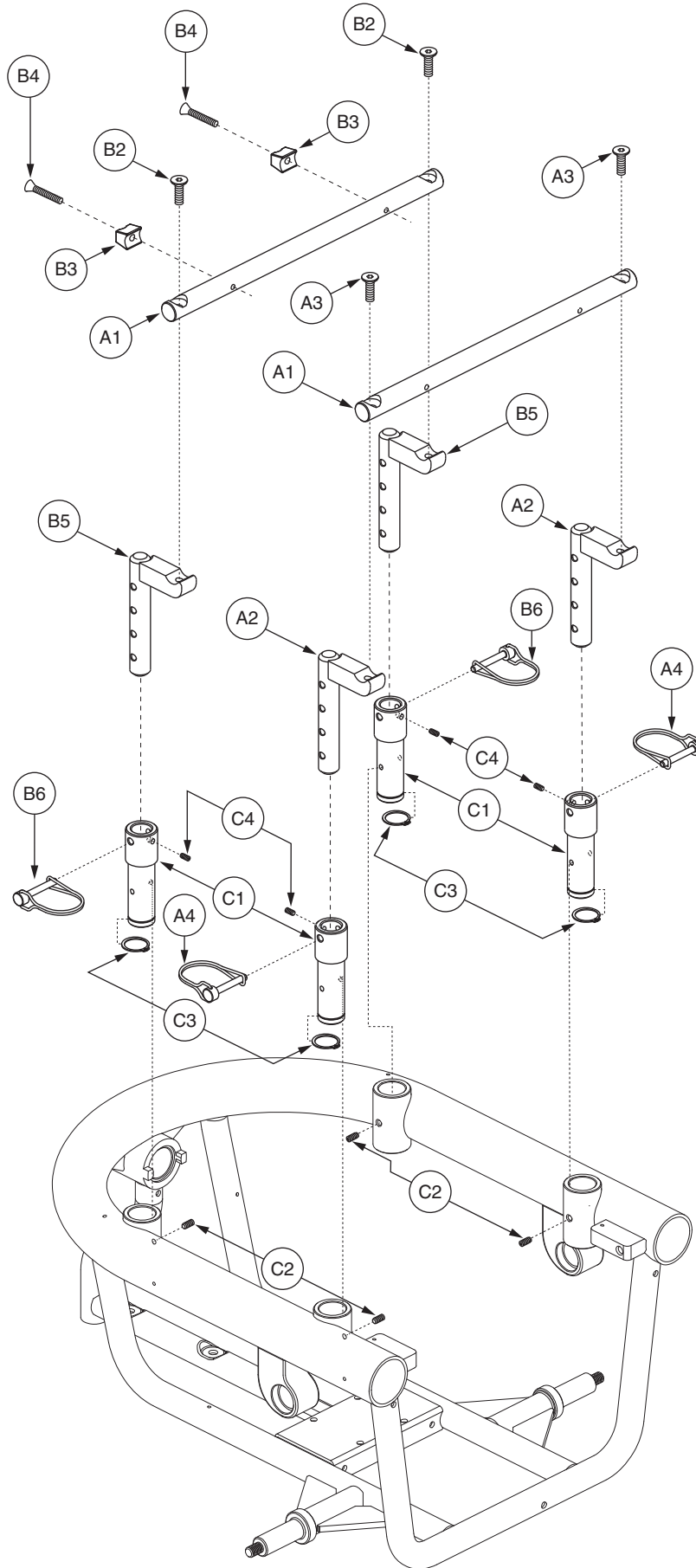
The parts list is continued from the previous pages.

REF #	PART #	DESCRIPTION	QTY
*11i	SHDPNTD2969	SHROUD,PAINTED,MARINER BLUE,QUANTUM600,CASTER ARM COVER,D-1056-031	2
*11j	SHDPNTD2977	SHROUD,PAINTED,SPRING GREEN,QUANTUM600,CASTER ARM COVER,D-1056-031	2
*11k	SHDPNTD2985	SHROUD,PAINTED,PEARL PINK,QUANTUM600,CASTER ARM COVER,D-1056-031	2
*11l	SHDPNTD2645	SHROUD,PAINTED,CUSTOM,JAZZY600,CASTER ARM,D-1056-031	2
*11m	SHDPNTD3068	SHROUD,PAINTED,TANGERINE,JAZZY600,CASTER ARM COVER,D-1056-031	2
*11n	SHDPNTD3073	SHROUD,PAINTED,KELLY GREEN,JAZZY610,CASTER ARM COVER,D-1056-031	2
*11o	SHDPNTD3078	SHROUD,PAINTED,PEWTER,JAZZY600,CASTER ARM COVER,D-1056-031	2
*11p	SHDPNTD3083	SHROUD,PAINTED,EMERALD GREEN,JAZZY610,CASTER ARM COVER,D-1056-031	2
*11q	SHDPNTD3088	SHROUD,PAINTED,GRAPHITE BLUE,JAZZY600,CASTER ARM COVER,D-1056-031	2
*11r	SHDPNTD3093	SHROUD,PAINTED,SAPPHIRE BLUE,JAZZY600,CASTER ARM COVER,D-1056-031	2
*11s	SHDPNTD2872	SHROUD,PAINTED,SILVER,JAZZY600,CASTER ARM COVER,D-1056-031	2

### Notes :

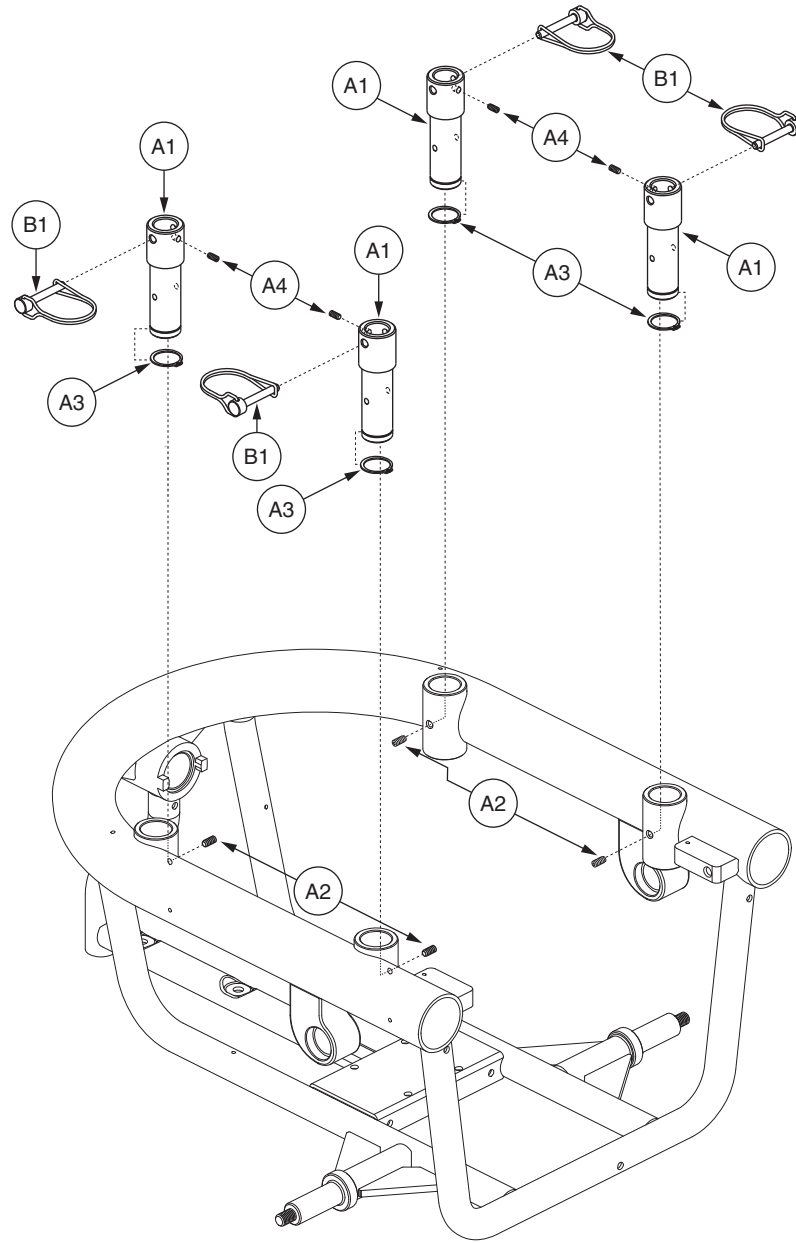
Top-level assemblies will include components designated with corresponding lower-case letters. Painted shrouds are not available individually. The assembly must be purchased. Parts without lower-case letters will be included in all top-level assemblies. For items \*11a through \*11s, one is shown.

\*A1 - 11l Custom color option available. Please contact Pride Technical Service for more information.



# X. Seat Tower Assembly — Contour Seating

REF #	PART #	DESCRIPTION	QTY
<b>A1 - B6</b>	<b>FRMASMB8322</b>	<b>SEAT TOWER,ASSY,13",TRAPEZE BARS,PAIR</b>	<b>1</b>
<b>A1 - A4</b>	<b>FRMASMB6931</b>	<b>SEAT TOWER,ASSY,13",FRONT TRAPEZE BAR</b>	<b>1</b>
A1	DWR1056C010	TRAPEZE CROSS BAR,19MM DIA X 350MM,HORIZONTAL,C-1056-010	1
A2	DWR1056C049	TRAPEZE BAR UPRIGHT WELDMENT,4 HOLE,W/PERCH,C-1056-049	2
A3	SCRSHFH1066	SCREW,SHFH,BLACK ZINC,M8-1.25 X 25MM,GRADE 10.9	2
A4	DWR1054B026	PIN,SAFETY SNAP,M6 X 35MM,B-1054-026	2
<b>B1 - B6</b>	<b>FRMASMB6932</b>	<b>SEAT TOWER,ASSY,13",REAR TRAPEZE BAR</b>	<b>1</b>
B1	DWR1056C010	TRAPEZE CROSS BAR,19MM DIA X 350MM,HORIZONTAL,C-1056-010	1
B2	SCRSHFH1066	SCREW,SHFH,BLACK ZINC,M8-1.25 X 25MM,GRADE 10.9	2
B3	DWR1054B021	STOP BLOCK,TRAPEZE CROSS BAR,B-1054-021	2
B4	SCRSHFH1065	SCREW,SHFH,BLACK ZINC,M6-1.0 X 30MM,GRADE 10.9	2
B5	DWR1056C049	TRAPEZE BAR UPRIGHT WELDMENT,4 HOLE,W/PERCH,C-1056-049	2
B6	DWR1054B026	PIN,SAFETY SNAP,M6 X 35MM,B-1054-026	2
<b>C1 - C4</b>	<b>FRMASMB6933</b>	<b>SEAT MOUNT CONNECTOR,ASSY,METRIC</b>	<b>4</b>
C1	DWR1056C060	SEAT MOUNT CONNECTOR,C-1056-060	1
C2	SCRSETS1023	SCREW,SET,M6-1.0 X 8MM,CUP POINT	1
C3	RNGRTAN1033	RETAINING RING,EXTERNAL,YELLOW ZINC CHROMATE,0.984" SHAFT DIA,0.926" GROOVE DIA,C-1005-008	1
C4	SCRSETS1026	SCREW,SET,M6-1.0 X 6MM	1



# X. Seat Tower Assembly — Rehab Seating

REF #	PART #	DESCRIPTION	QTY
<b>A1 - B6</b>	<b>FRMASMB8322</b>	<b>SEAT TOWER,ASSY,13",TRAPEZE BARS,PAIR</b>	<b>1</b>
<b>A1 - A4</b>	<b>FRMASMB6931</b>	<b>SEAT TOWER,ASSY,13",FRONT TRAPEZE BAR</b>	<b>1</b>
A1	DWR1056C010	TRAPEZE CROSS BAR,19MM DIA X 350MM,HORIZONTAL,C-1056-010	1
A2	DWR1056C049	TRAPEZE BAR UPRIGHT WELDMENT,4 HOLE,W/PERCH,C-1056-049	2
A3	SCRSHFH1066	SCREW,SHFH,BLACK ZINC,M8-1.25 X 25MM,GRADE 10.9	2
A4	DWR1054B026	PIN,SAFETY SNAP,M6 X 35MM,B-1054-026	2
<b>B1 - B6</b>	<b>FRMASMB6932</b>	<b>SEAT TOWER,ASSY,13",REAR TRAPEZE BAR</b>	<b>1</b>
B1	DWR1056C010	TRAPEZE CROSS BAR,19MM DIA X 350MM,HORIZONTAL,C-1056-010	1
B2	SCRSHFH1066	SCREW,SHFH,BLACK ZINC,M8-1.25 X 25MM,GRADE 10.9	2
B3	DWR1054B021	STOP BLOCK,TRAPEZE CROSS BAR,B-1054-021	2
B4	SCRSHFH1065	SCREW,SHFH,BLACK ZINC,M6-1.0 X 30MM,GRADE 10.9	2
B5	DWR1056C049	TRAPEZE BAR UPRIGHT WELDMENT,4 HOLE,W/PERCH,C-1056-049	2
B6	DWR1054B026	PIN,SAFETY SNAP,M6 X 35MM,B-1054-026	2
<b>C1 - C4</b>	<b>FRMASMB6933</b>	<b>SEAT MOUNT CONNECTOR,ASSY,METRIC</b>	<b>4</b>
C1	DWR1056C060	SEAT MOUNT CONNECTOR,C-1056-060	1
C2	SCRSETS1023	SCREW,SET,M6-1.0 X 8MM,CUP POINT	1
C3	RNGRTAN1033	RETAINING RING,EXTERNAL,YELLOW ZINC CHROMATE,0.984" SHAFT DIA,0.926" GROOVE DIA,C-1005-008	1
C4	SCRSETS1026	SCREW,SET,M6-1.0 X 6MM	1

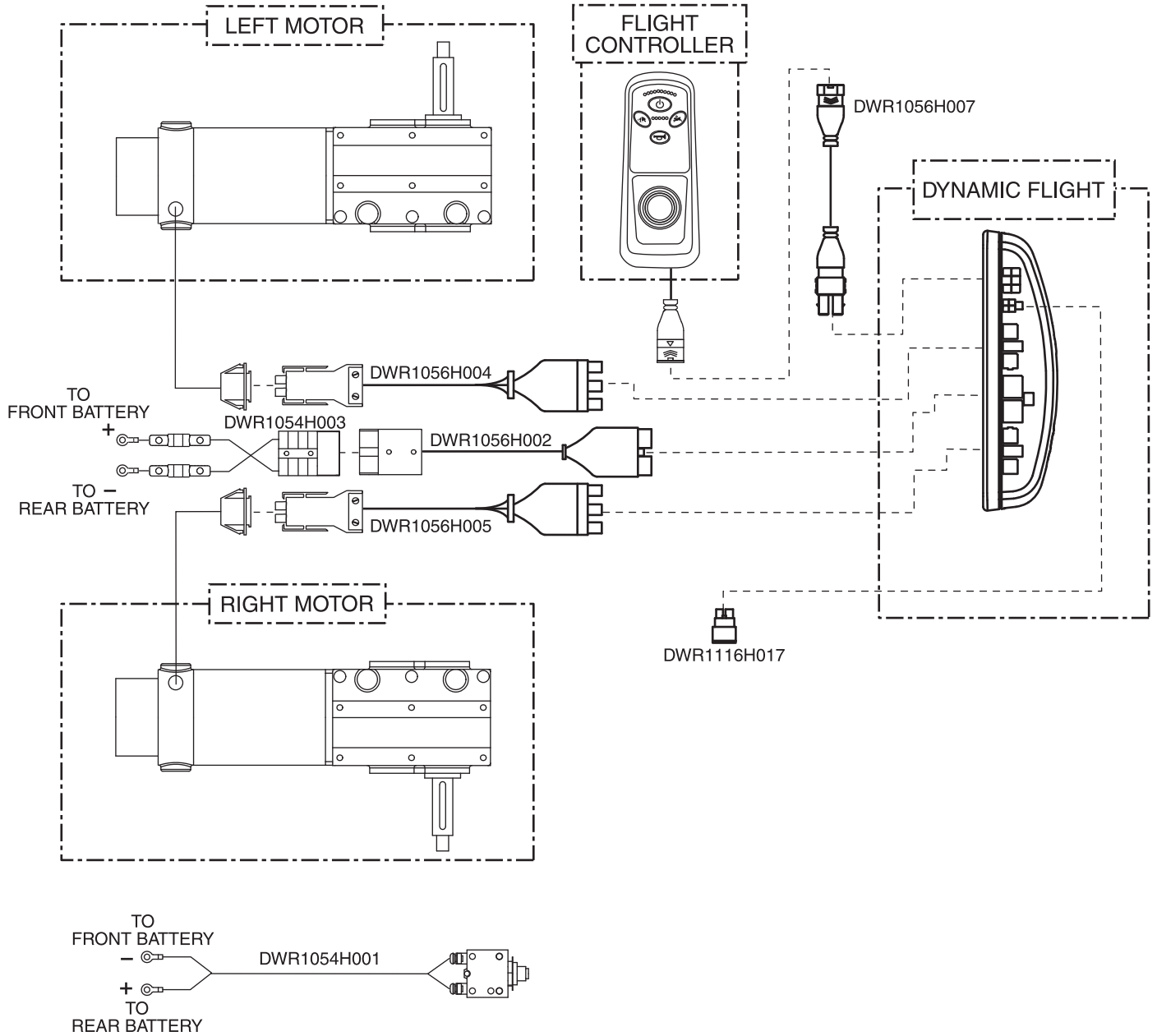
# XI. Owner's and Decal Packages

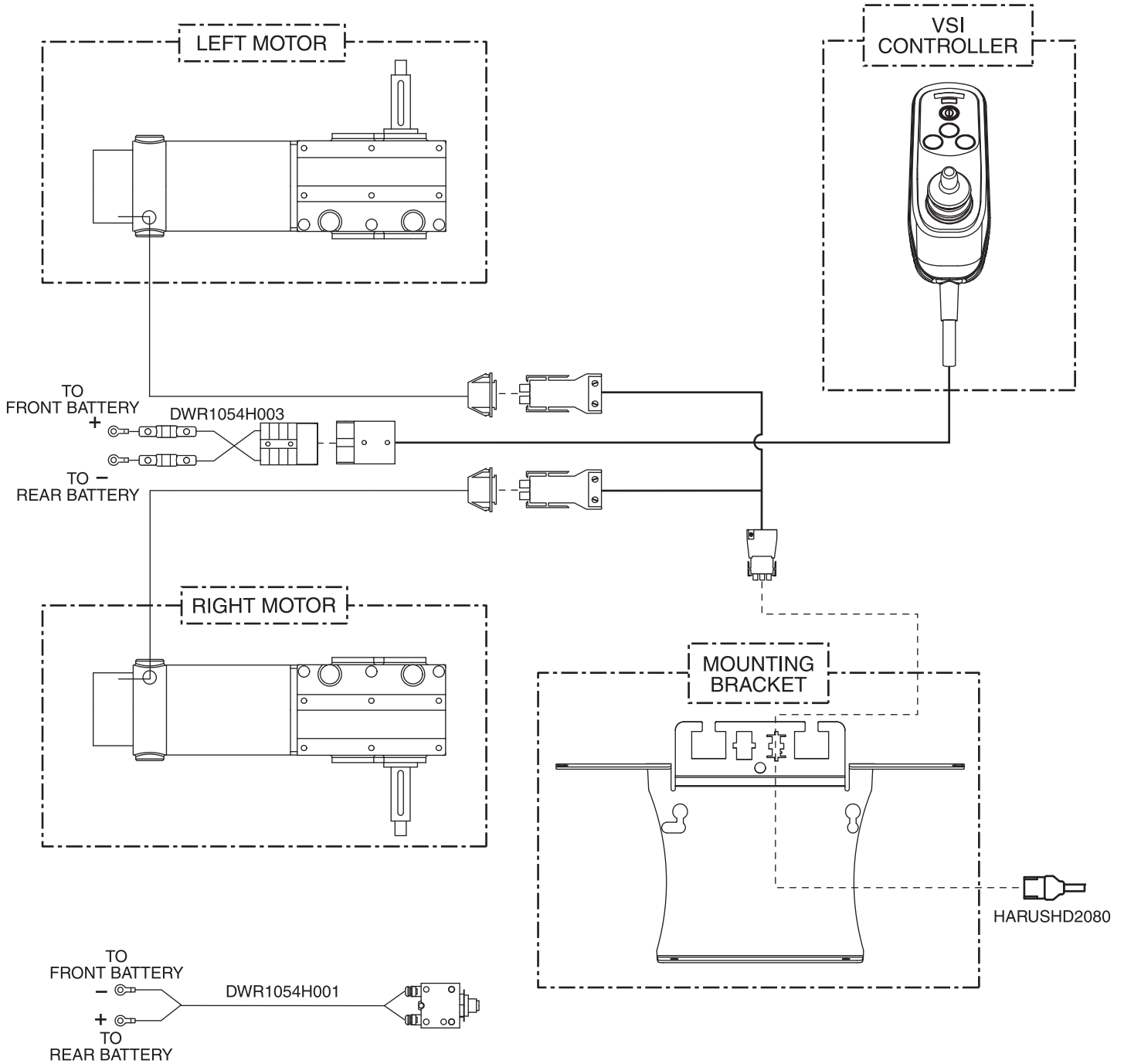
REF #	PART #	DESCRIPTION	QTY
*N/A	INDASMB1597	OWNER'S PACKAGE,ASSY,QUANTUM600,OFFBOARD CHARGER,UNITED KINGDOM	1
*N/A	INFMANU2979	MANUAL,OWNER'S,QUANTUM600 SERIES,UNITED KINGDOM	1
*N/A	PROZBAG1003	BAG,10"L X 12"W X 2MM,ZIPLOCK	1
*N/A	SCRHHCS1291	SCREW,HHCS,BLACK ZINC,M6-1.0 X 35MM,GRADE 10.9	4
*N/A	NUTNYLK1019	NUT,NYLOCK,BLACK ZINC,M6-1.0	4
*N/A	DWR1020L013	HANG TAG,ROUND,"MADE IN CHINA", DISTRIBUTED GLOBALLY,L-1020-013	1
*N/A	PLSTIE1015	CABLE TIE,BLACK,NYLON,7.5-8MM W X 200-220MM L,100 LBS MINIMUM TESILE STRENGTH	5
*N/A	INFINFB1148	MANUAL,WARRANTY CARD,UNITED KINGDOM	1
*N/A	INFINFB1841	MANUAL,INSTALLATION INSTRUCTIONS,CONTROLLER CABLE ROUTING,CONTOURED SEAT	1
*N/A	DWR1020L003	HANG TAG,FULLY RECHARGE BATTERY BEFORE INITIAL USE,6-1/4" X 3-3/8",L-1020-003	1
*N/A	INFINFB2553	MANUAL,PRODUCT INSERT SHEET,MOTOR VEHICLE TRANSIT IN OWNER'S MANUAL,Q600,UK,AUSTRALIA,EUROPE ENGLISH	1

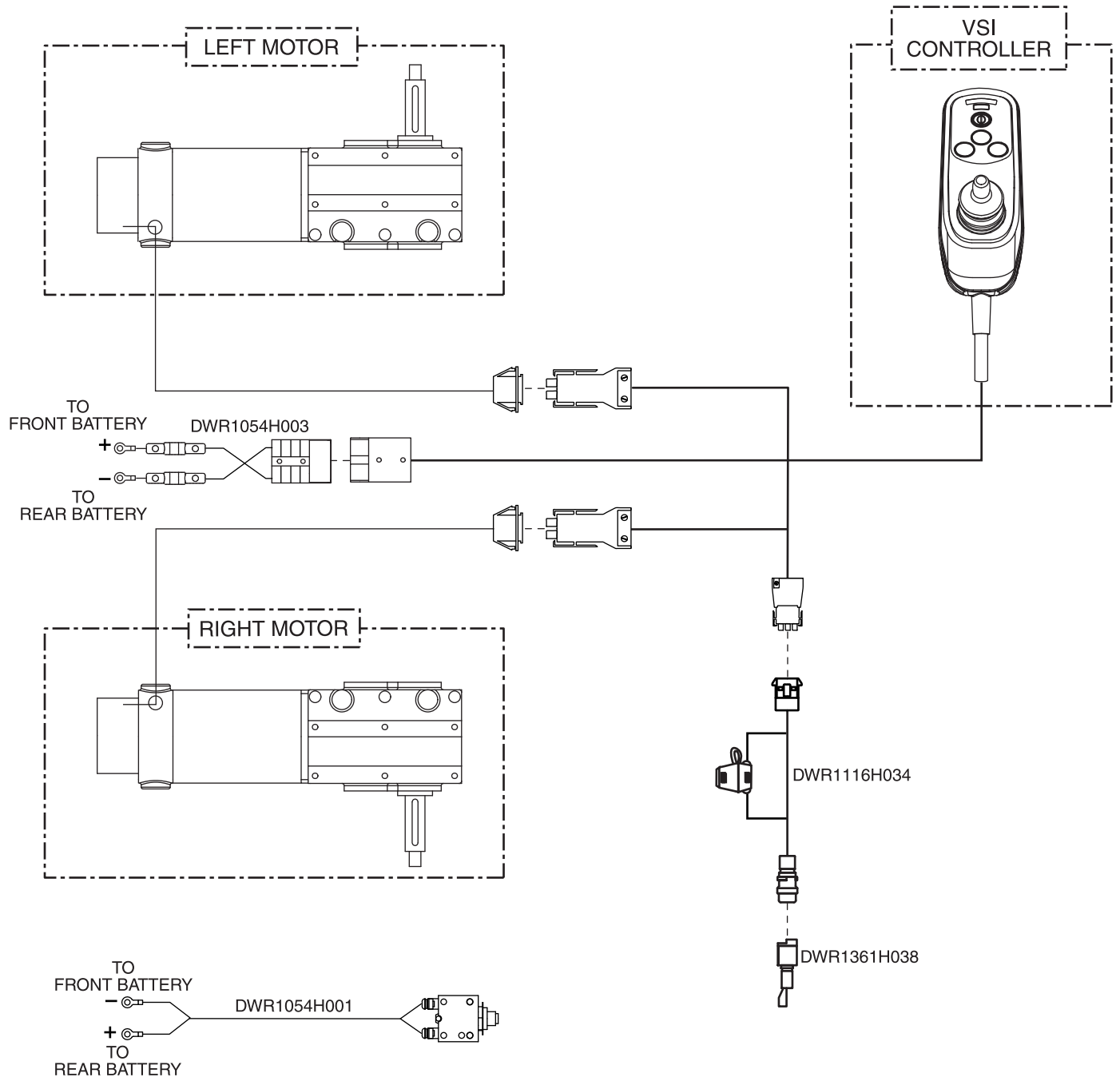
REF #	PART #	DESCRIPTION	QTY
*N/A	DECASMB1695	DECAL,ASSY,QUANTUM600,UNITED KINGDOM	1
*N/A	DWR1234L004	DECAL,ICON,300LBS/135 KG,MAXIMUM WEIGHT CAPACITY,L-1234-004	1
*N/A	DWR1234L799	DECAL,ICON,1" X 2.5",WEATHER/MANUAL/LOOSE GARMENT,L-1234-799	1
*N/A	DWR1234L063	DECAL,MOTOR HARNESS,RED,SQUARE,L-1234-063	2
*N/A	DWR1234L064	DECAL,MOTOR HARNESS,YELLOW,SQUARE,L-1234-064	2
*N/A	DWR1234L091	DECAL,ICON,JAZZY FREEWHEEL,UP-DRIVE/DOWN-NEUTRAL,L-1234-091	2
*N/A	DECINDV1041	DECAL,CE,ROUND,5/8",WHITE/BLACK,L-1234-190	1
*N/A	DWR1050L003	DECAL,POWERCHAIR,US AND FOREIGN PATENTS PENDING,MFG IN CHINA	1
*N/A	DWR1234L421	DECAL,WARNING,EMI-RFI,20V/M,L-1234-421	1
*N/A	DWR1234L008	DECAL,ICON,EXTENSION CORD/GROUNDING PRONG,L-1234-008	1
*N/A	DWR1234L011	DECAL,ICON,BATTERY CORROSIVE CHEMICALS WARNING,L-1234-011	1
*N/A	DWR1234L012	DECAL,ICON,1.5",READ OWNERS MANUAL,L-1234-012	1
*N/A	DWR1234L804	DECAL,BATTERY CONNECTION,1.75" X 2.0",ULTRA/600 SERIES,L-1234-804	1
*N/A	DWR1235L061	DECAL,BATTERY WARNINGS,L-1235-061	1
*N/A	DWR1234L039	DECAL,ICON,BATTERY TERMINAL WARNING,L-1234-039	1
*N/A	DWR1234L428	DECAL,NAME,QUANTUM600,L-1234-428	2
*N/A	DWR1234L429	DECAL,QUANTUM LOGO,L-1234-429	1
*N/A	DWR1234L394	DECAL,QUANTUM REHAB,WEBSITE,L-1234-394	1
*N/A	DWR1234L624	DECAL,ICON,WARNING,CONTROLLER CORD PLACEMENT,ENGLISH,L-1234-624	1
*N/A	DWR1234L621	DECAL,LOGO,QUANTUM "Q",L-1234-621	1
*N/A	DWR1234L957	DECAL,WARNING,DEFLATE TIRE COMPLETELY,L-1234-957	2
*N/A	DECSESN1032	DECAL,SERIAL NUMBER,4" X 6",BARCODE,W/PRIDE LOGO	1

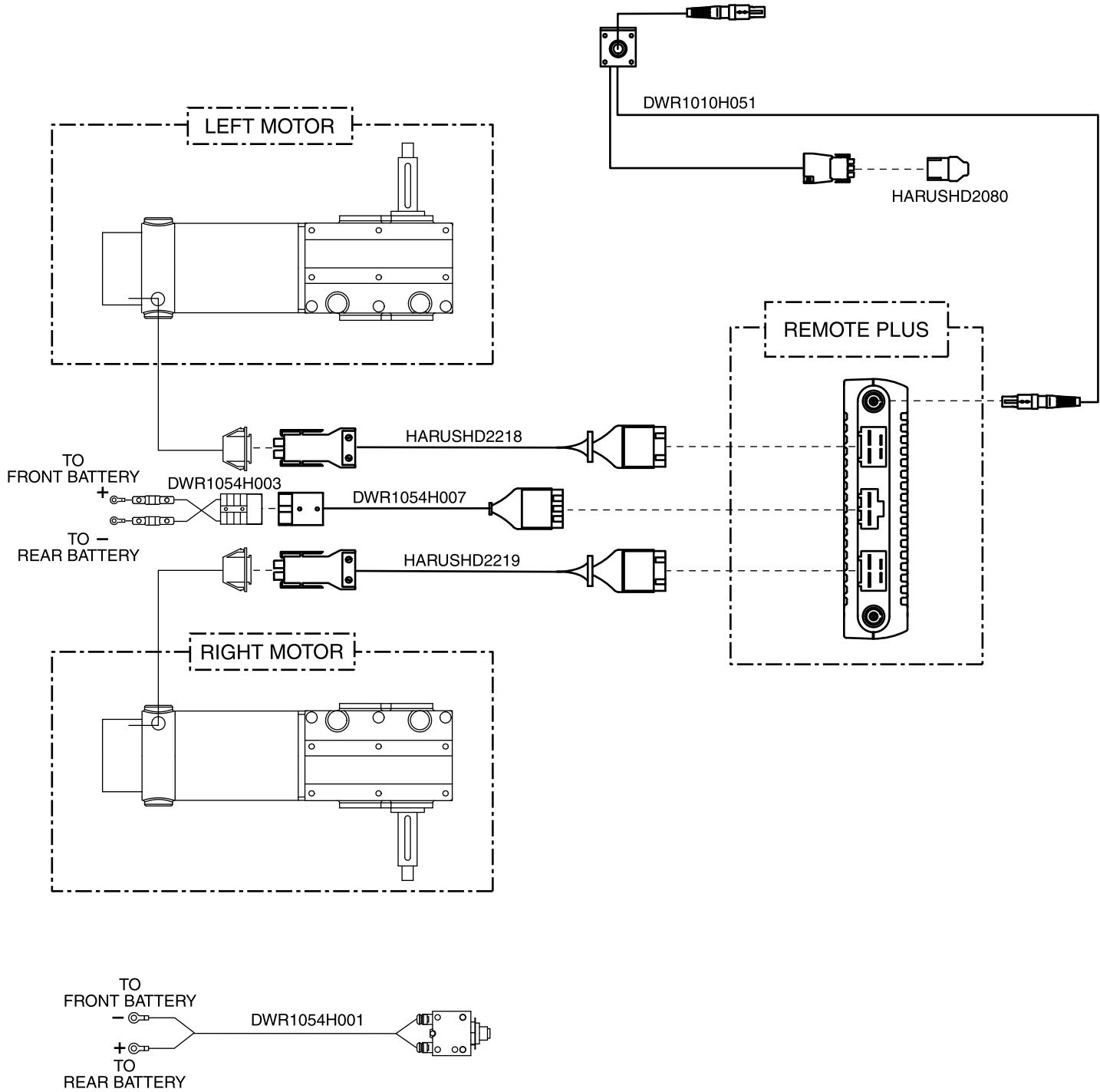
**Notes :**

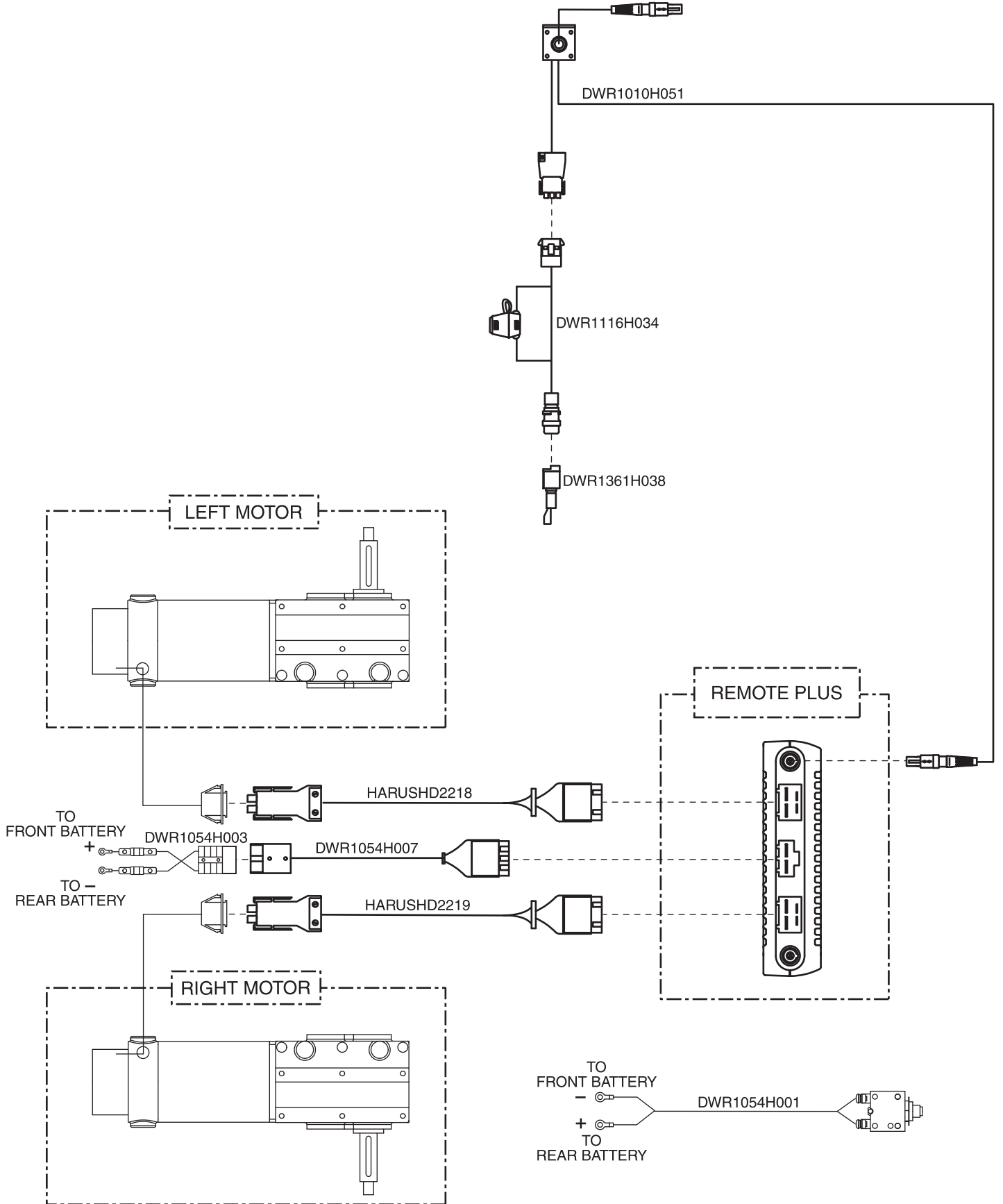
\*N/A Not applicable.

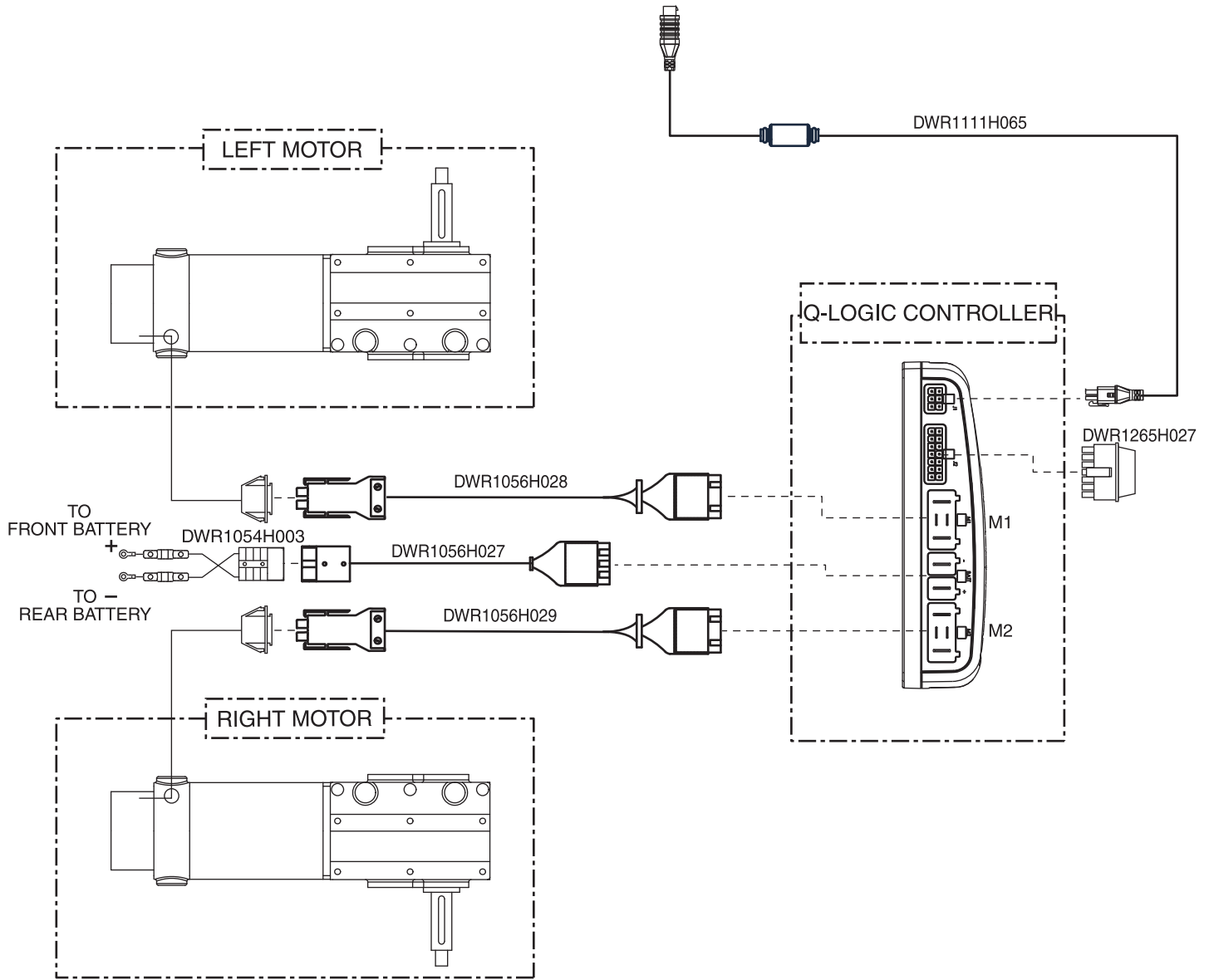




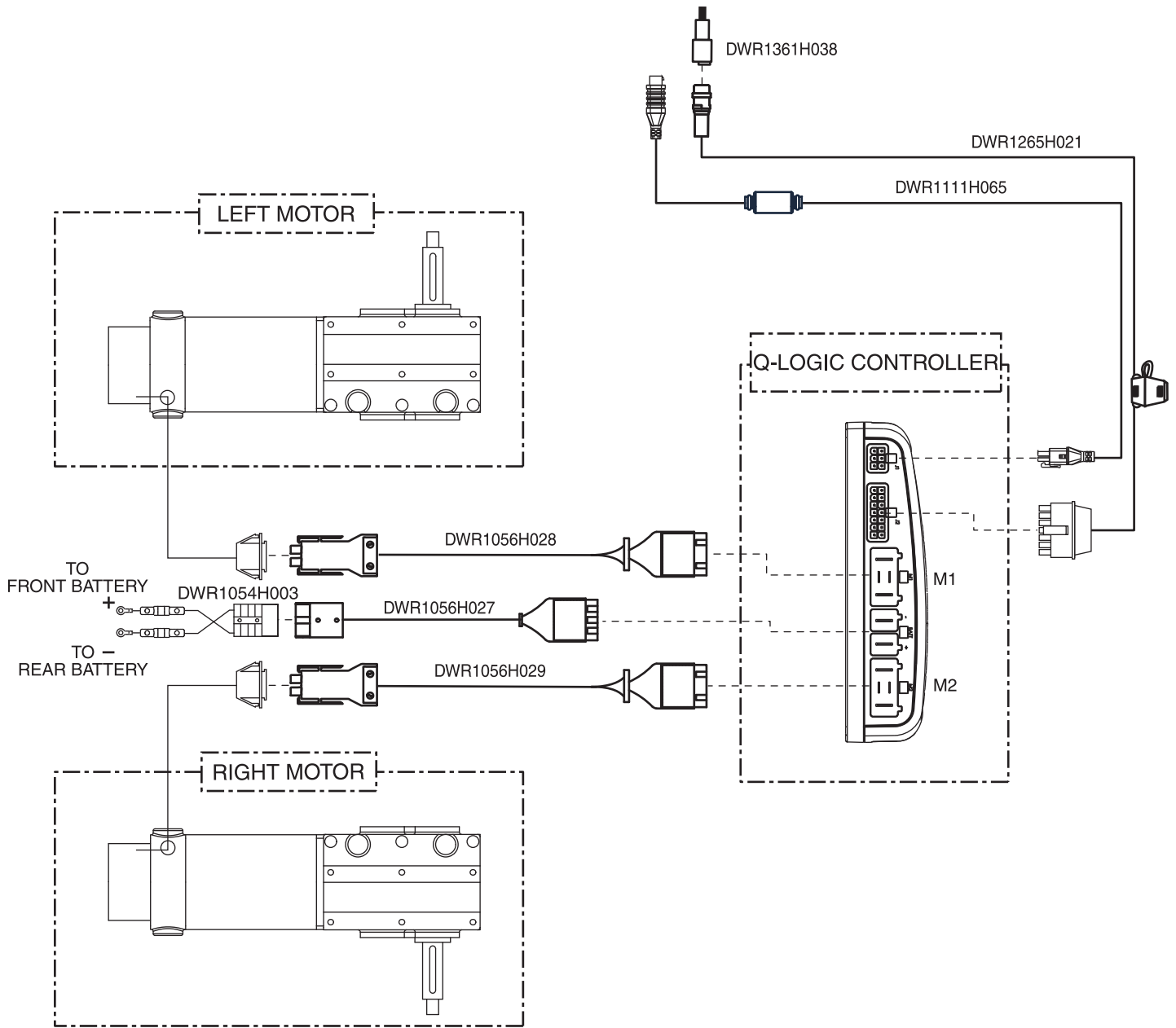


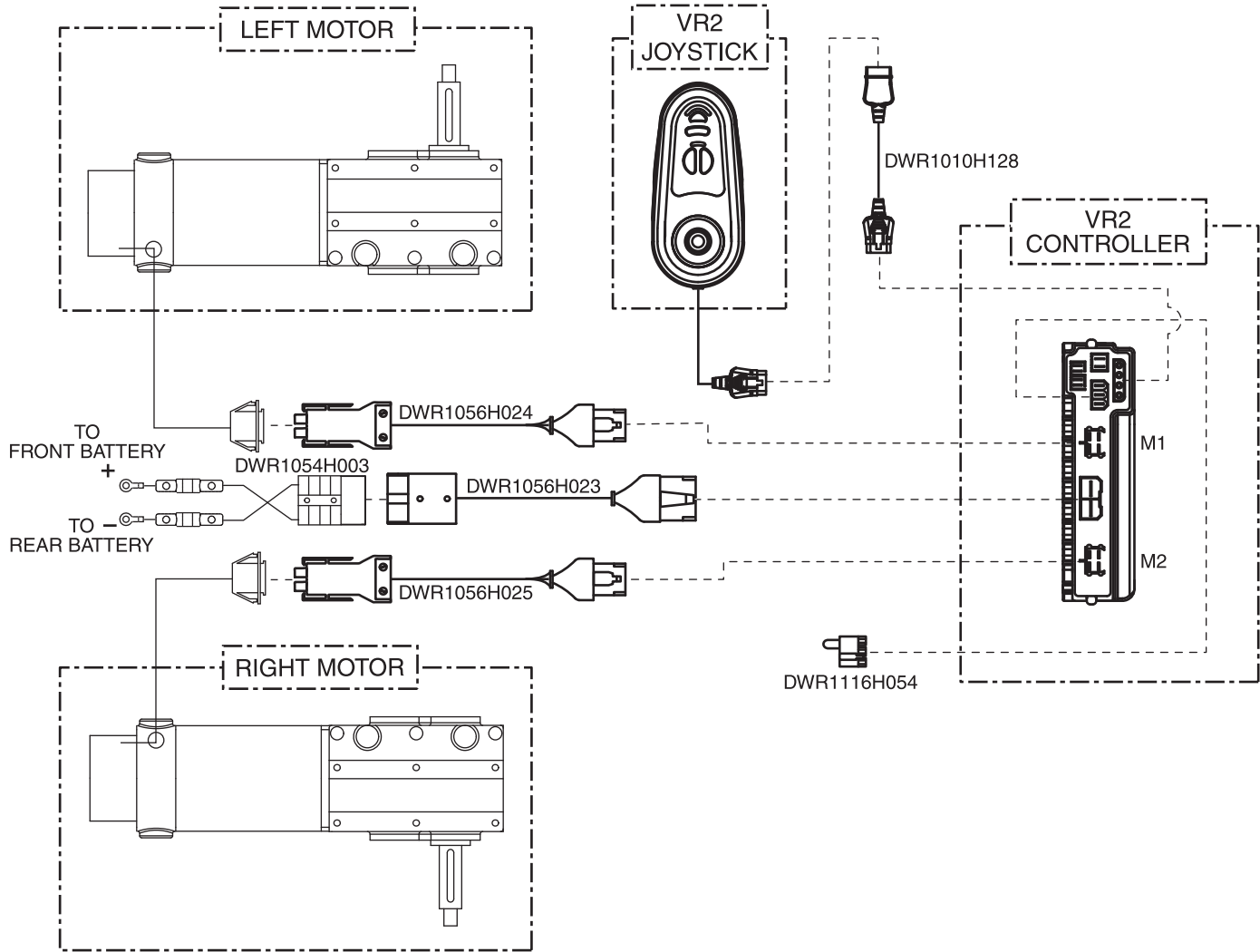


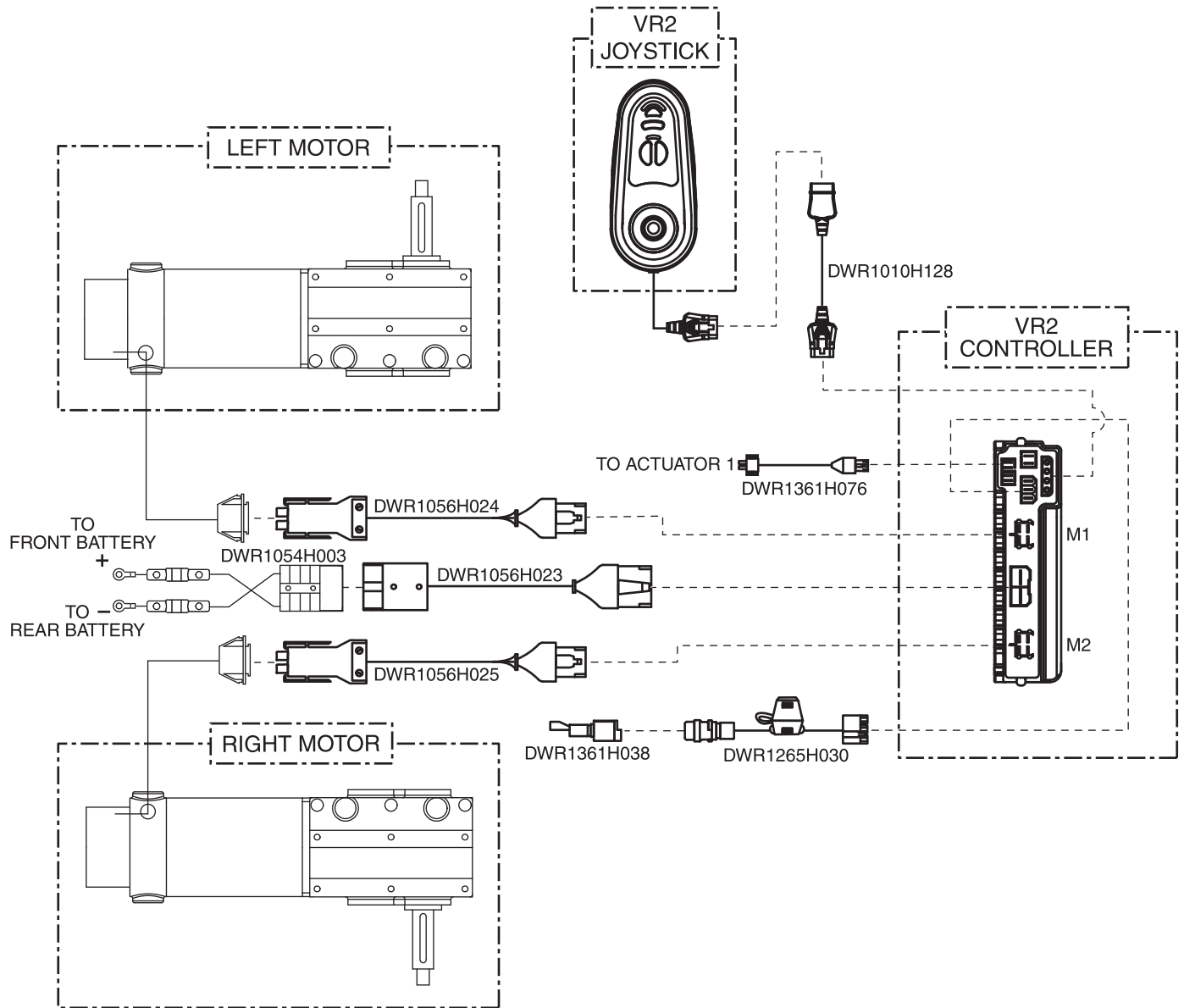


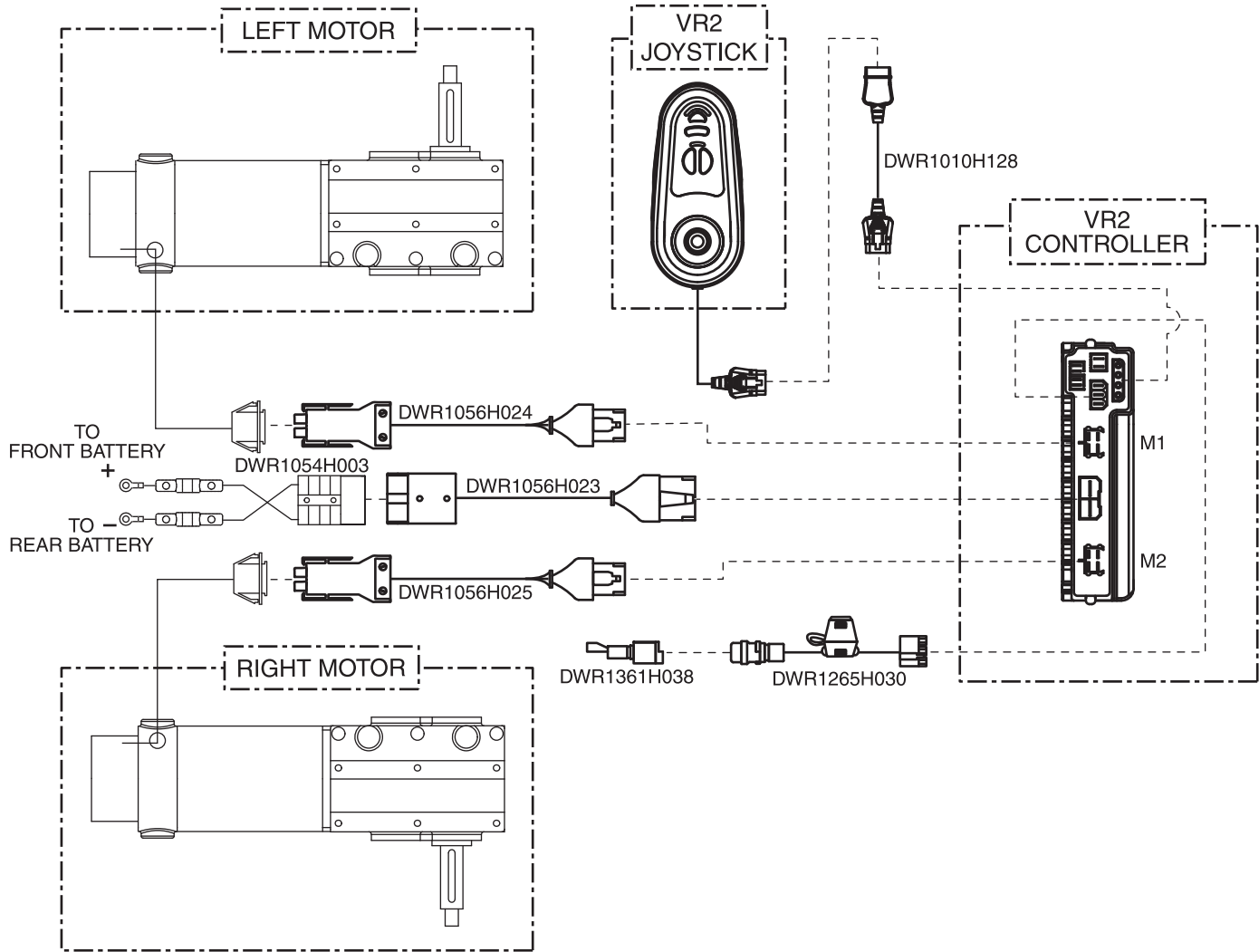


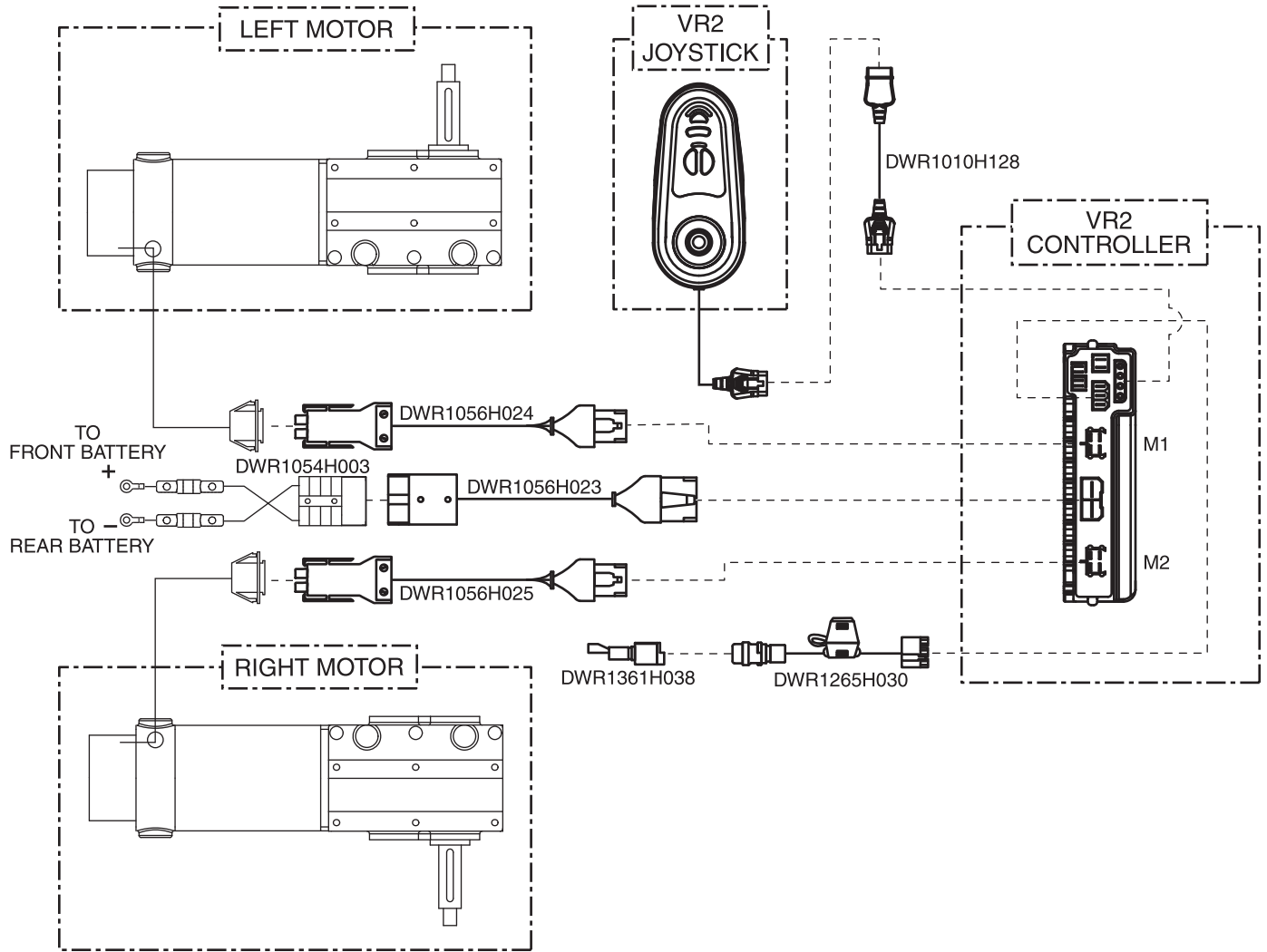
# A. Electrical System Diagrams — Q-Logic, Quantum Ready/Tilt Thru Toggle

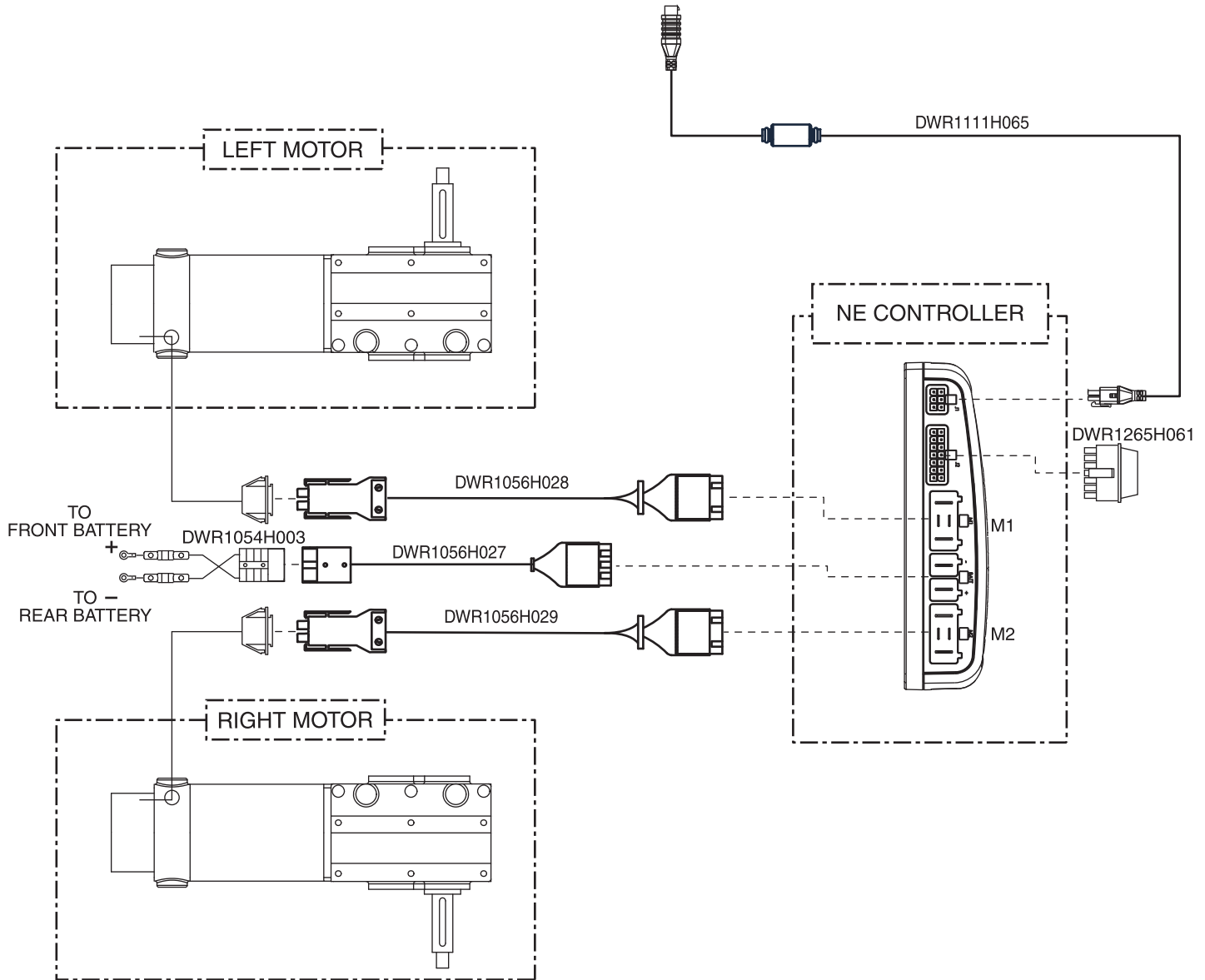


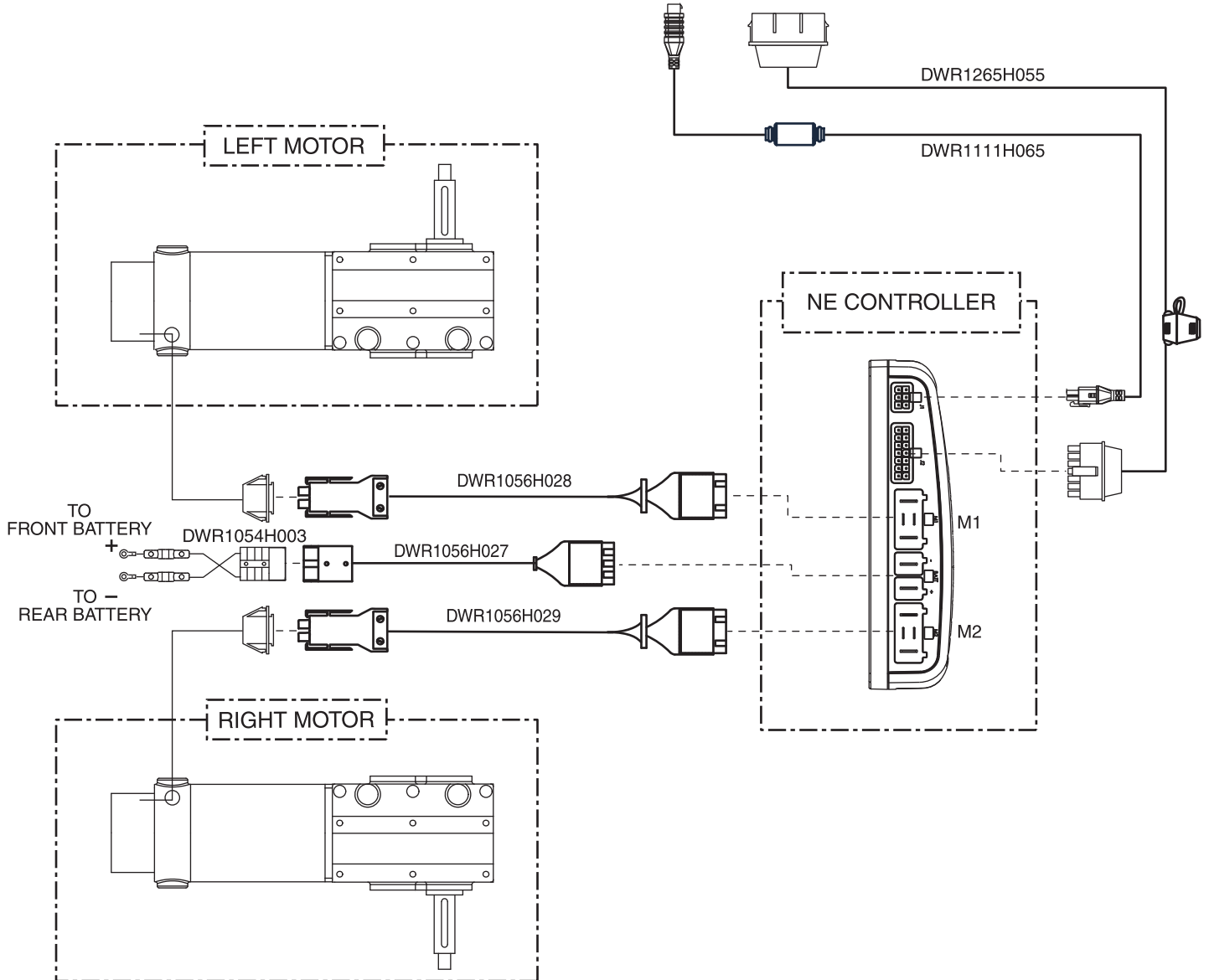


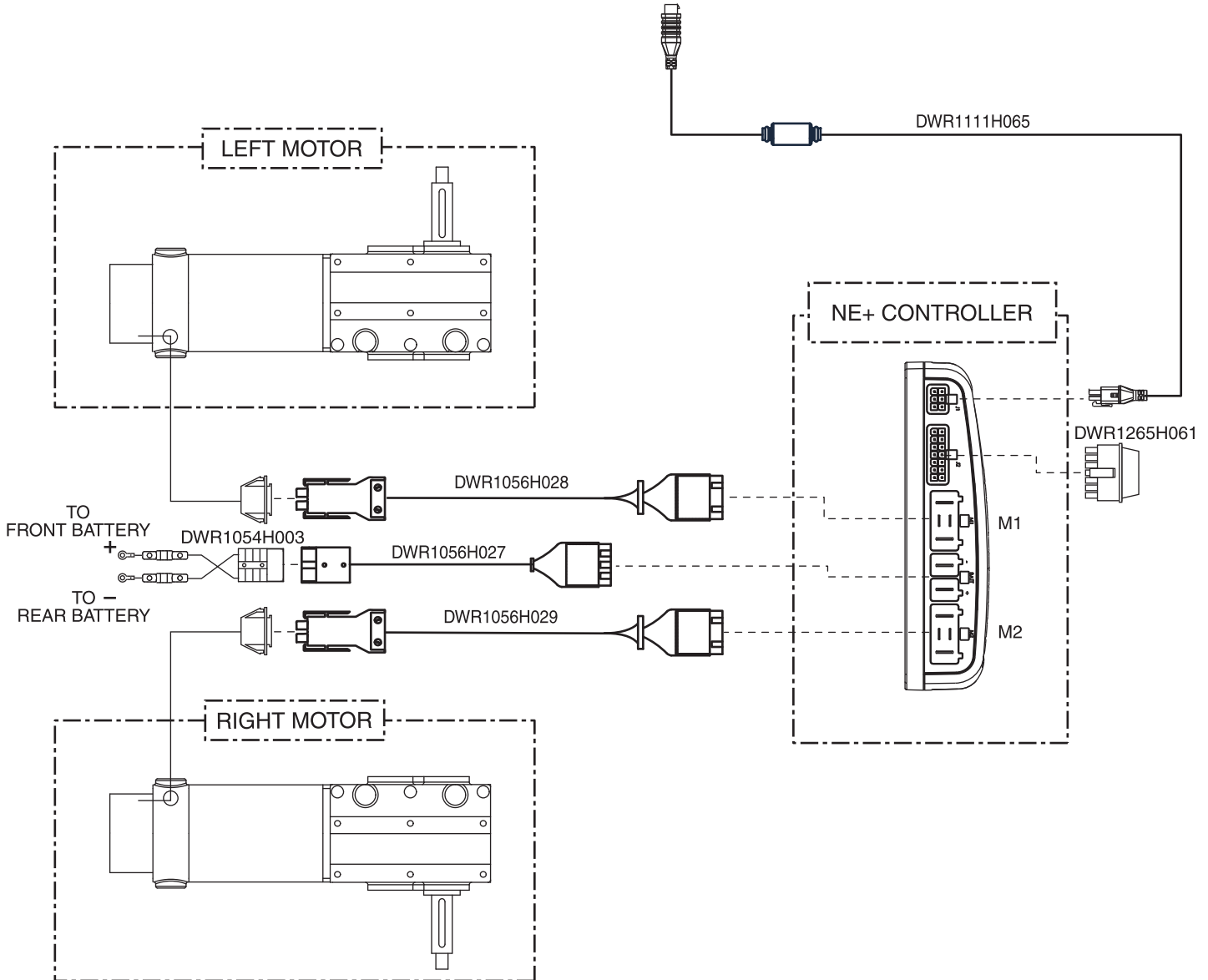


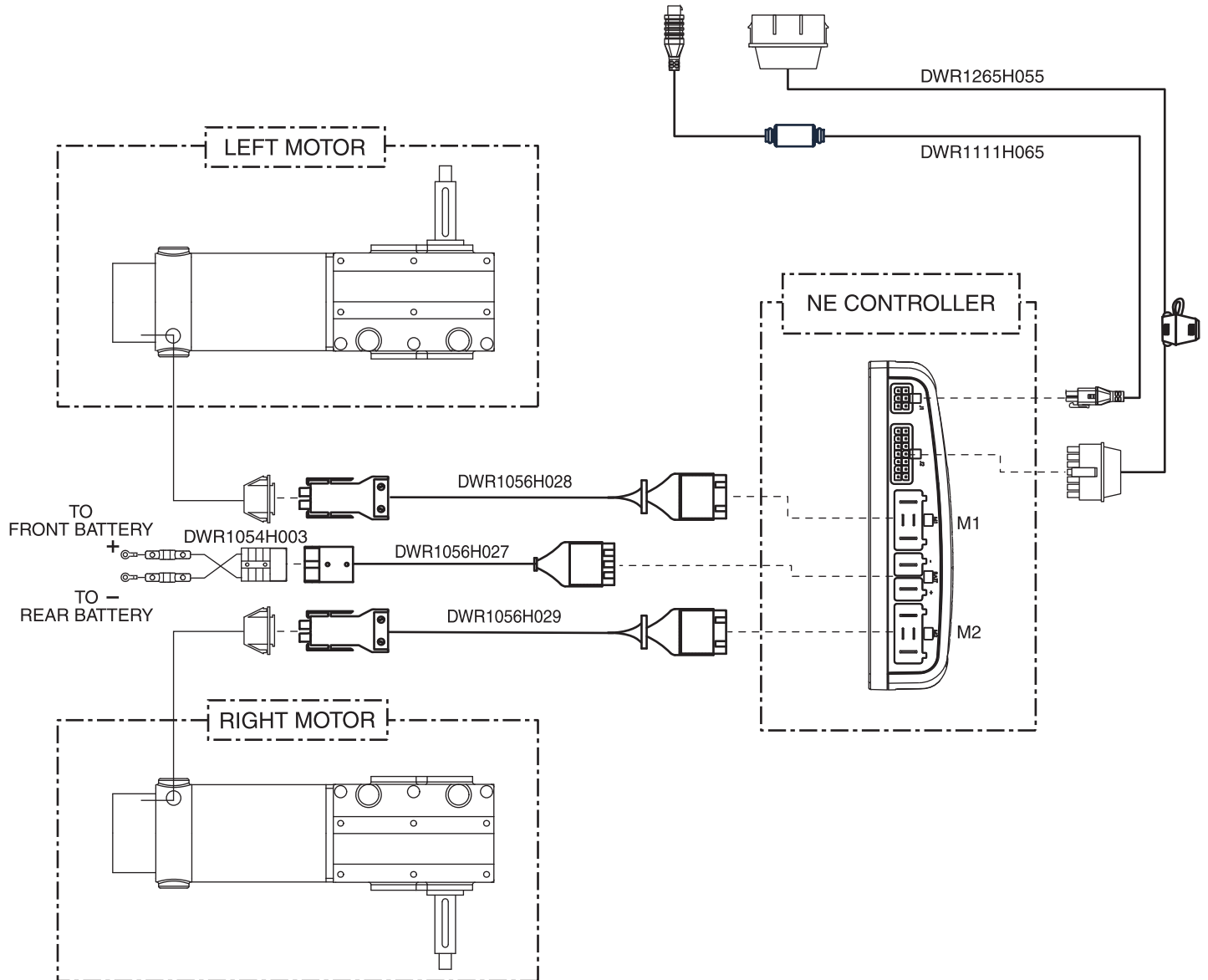














# Pride<sup>®</sup>

*Mobility Products Corp.*

*www.pridemobility.com*

**Pride<sup>®</sup> Mobility Products Corporation**

182 Susquehanna Avenue  
Exeter, PA 18643  
USA

**Pride<sup>®</sup> Mobility Products Company**

380 Vansickle Road, Unit 350  
St. Catharines, Ontario L2R 6P7  
Canada

**Pride<sup>®</sup> Mobility Products Ltd.**

32 Wedgwood Road  
Bicester, Oxon OX26 4UL  
UK

**Pride<sup>®</sup> Mobility Products Australia Pty. Ltd.**

20-24 Apollo Drive  
Hallam, Victoria 3803  
Australia

**Pride<sup>®</sup> Mobility Products Italia S.r.l.**

Via del Porgresso - ang. Via del Lavoro  
Loc. Prato della Corte  
00065 - Fiano Romano (RM)

**Pride<sup>®</sup> Mobility Products Europe B.V.**

Castricummer Werf 26  
1901 RW Castricum  
The Netherlands